

Fremont High School

575 W. Fremont Ave., Sunnyvale, CA 94087 • fhs.fuhsd.org • 408.522.2400 • CEEB: 053460

2021 - 2022 School Profile

Established in 1923, Fremont High School offers a comprehensive program to students from Sunnyvale and Cupertino in the heart of Silicon Valley. Former Secretary of Education, Arne Duncan, who visited FHS in May of 2013 noted, "this school reflects, I think, the best of the United States. It's incredibly diverse, with many first-generation college-goers, many who are new to the country who are chasing the American Dream and a high-quality education."

Fremont's guidance program provides all students with academic planning, personal counseling, and postsecondary advising for college and career. Five school counselors and a College and Career Advisor engage with students, parents, and staff to deliver a comprehensive guidance program that personalizes the planning and counseling experience based on each student's needs and postsecondary goals.

Due to the extraordinary circumstances resulting from COVID-19 school closures, Fremont Union High School District adopted a district-wide Credit/No Credit structure for Spring 2020. For SY 20-21 courses were taught in a combination of remote and in-person instruction due to COVID-19. Per California AB104 legislation, there was an option for families to convert letter grades earned in SY 20-21 to "Pass/No Pass".

Bryan Emmert, Principal
Assistant Principals
Brooke Chan (A-G)
Chris Moore (H-O)
Andy Walczak (P-Z)
Dean of Students
Connor Smith (11-12)
Paula Mockler (9-10)
Guidance Counselors
Sandy Woosley/Sherry Fazzio (A-GO)
Sarah Giarritta (E-LI)
Ana Franco (LM-RA)
Dan Amezcuita (RB-Z)
College/Career Advisor
Adriana Magallon-Loredo
Registrar
Laine Sazon

Class of 2022 by the Numbers

511
students

7

TBA

National Merit
Semi-finalists

National Merit
Commended

Unique features of FHS include the following:

- An AVID program that serves ten percent of our student body;
- Career Technical Education (CTE) programs including engineering, automotive technology, and culinary careers;
- An award-winning robotics team;
- Outstanding visual and performing arts programs, including an award winning Marching Band, Color Guard, and Concert Band; three choirs; a drama program; and art classes in Ceramics and 3D-Design;
- An athletic program with 20 sports teams, a cheer team, and a dance team;
- Over 30 student clubs and significant participation by students in Link Crew
- Students complete thousands of hours of service to the community each year even though volunteer work is not required for graduation;
- A partnership with Stanford University Professional Development School and membership with the Stanford Teacher Education Program Partnership Council.

GPA Distribution for Class of 2022

Individual class rank is not reported. To evaluate student performance, use the grade distribution chart below showing the number of students in each unweighted, cumulative 9-12 GPA category.

4.0	28 (5.4%)
3.5 - 3.99	163 (31.3%)
3.0 - 3.49	116 (22.3%)
2.5 - 2.99	63 (12.1%)
2.0 - 2.49	63 (12.1%)
< 2.0	73 (14.0%)

Data as of 09/01/2021

GPA and Related Procedures

- Credits are posted at the end of each semester.
- Each semester class is 5 credits; most FUHSD classes are yearlong (10 credits) and meet for 150 instructional hours.
- GPA is calculated at the end of each semester (A=4; B=3; C=2; D=1; F=0). Final semester grade marks include letter grades only and no +/- scale options. Honors and AP classes are not given additional point values.
- Cumulative GPA is all coursework from grade 9 to current. University GPA is college-prep academic courses only.
- Coursework earning P (Pass), NM (No Mark), I (Incomplete), W (Withdraw) is not calculated into the GPA.
- Coursework for non-accredited or out-of-country schools are transferred as Pass/Fail.

FHS by the Numbers

114
teachers

2,178
students in
grades
9-12

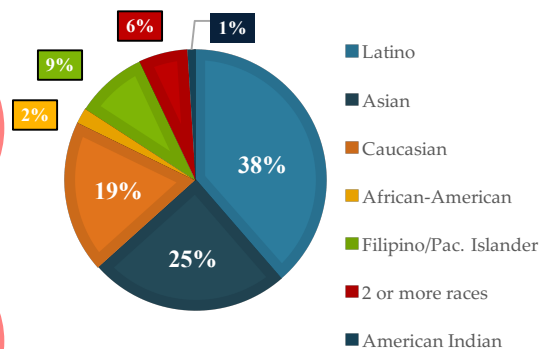
35
students in
full-time
off-site
programs

539:1
student to
counselor
ratio


32.5
average
class size

39%
of Class of
2022 took at
least one AP
course

Student Racial Demographics



Additional Student Demographics



Graduation Requirements

Subject	Credits
English (4 years)	40
Social Science (3 years)	30
Mathematics (2 years; min. Algebra 1 and Geometry)	20
Science (2 years; life and physical)	20
Physical Education (2 years)	20
Electives (includes courses beyond subject area requirements)	70
1 year in each of 2 of the following 3 areas:	
World Language	
Visual/Performing Arts	20
Applied Academics (includes Career Technical Education, Programming, Work Experience)	
Total Credits	220

School and District Policies

Students typically take 6 courses each year. Students enrolled in AVID, ASB Leadership, Academic Foundations, Learning Skills, or specialized programs including Dual Enrollment, music, and some Career Technical Education pathways may take 7 courses. Due to budgetary constraints, students are generally limited to one course per subject area per year. In addition to their coursework at FHS, some students chose to take courses through concurrent enrollment at one of the five local community colleges. This coursework is typically not included on the FUHSD transcript.

AP/Honors at FHS

English

- American Lit Honors
- AP English Language & Composition
- AP English Literature

Mathematics

- Pre-Calculus Honors
- AP Calculus AB; AP Calculus BC
- AP Statistics, AP Computer Science

Science

- Chemistry Honors
- Physics Honors
- AP Biology; AP Chemistry; AP Physics C
- AP Environmental Science

Social Sciences

- AP Microeconomics
- AP US Government
- AP US History

Visual & Performing Arts

- AP Studio Art 2D
- Advanced Drama

World Languages

- Honors and AP - Chinese, French, Japanese, Spanish

Accredited by Western Association of Schools

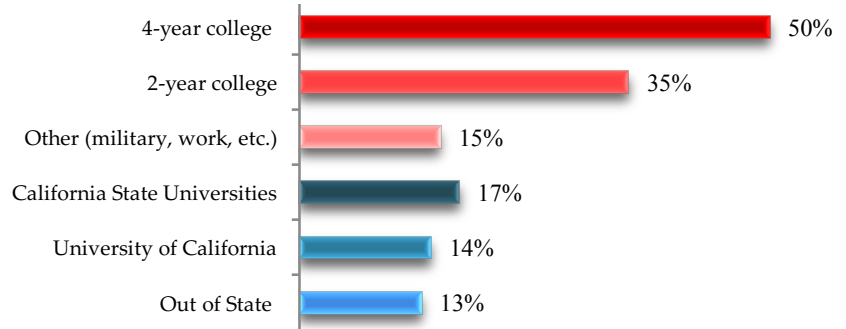
Assessment Snapshot

SAT
141 students
653 (R) / 685 (M)
1337 mean composite

ACT
82 students
30 (R) / 29 (M) / 28 (S)
30 mean composite

Advanced Placement
645 students took 1071 exams
79% scores of 3 or higher

Class of 2021 Postsecondary Destinations



Recent FHS Graduates (Class of 2018-2021) have matriculated at the following postsecondary institutions:

Arizona State University	Purdue University
American University	Rochester Institute of Tech
Austin College	Rutgers University
Azusa Pacific	Saint Mary's College
Biola University	Santa Clara University
Boise State University	Stanford University
Boston University	Texas A & M University
Brown University	Tufts University
BYU	Tuskegee University
California Institute of Technology	Wake Forest
Many of schools of the CSU system	Yale University
Carnegie Mellon University	All of the schools of the UC system
Chapman University	University of Arizona
Colorado State University	University of Victoria
Columbia University	University of Colorado Boulder
Cornell University	University of Florida
Dartmouth College	University of Hawaii at Manoa
George Mason University	University of Illinois at Urbana-Champaign
Georgetown University	University of Michigan
Georgia Tech	University of Nevada - Reno
Gonzaga University	University of Notre Dame
Hawaii Pacific University	University of Oregon
Harvard University	University of Washington
Howard University	University of San Diego
Iowa State University	University of San Francisco
Lewis and Clark College	University of Southern California
Loyola Marymount University	University of the Pacific
Marquette University	Cabrillo College
Massachusetts Institute of Technology	Chabot College
Michigan State University	De Anza College
New York University	Evergreen Valley College
Northeastern University	Foothill College
Oregon State University	Menlo College
Penn State	Mission College
Pepperdine University	San Jose City College
Pitzer College	Skyline College
Princeton University	West Valley College