




The Library

“Books are the quietest and most constant kind of friends; they are the most accessible and wisest of counselor, and the most patient of teachers.”

Charles W. Eliot

What is Media?



Library Media

THE DAVIS Journal


DAVIS COUNTY'S COMMUNITY NEWSPAPER

► Print


- Books
- Newspapers
- Magazines

► Non-print

- Safari Montage
- Internet
- Overdrive



Discover your next great read

Sora 

[CHECK IT OUT](#)

We Want You To
Come In...

But Remember...

Library Rules

- ▶ Treat people and materials with respect.
- ▶ No Food, Candy, Gum or Drinks in the Library.
- ▶ Talk quietly or whisper. No loud, disruptive conversations. Electronic devices are to be muted or headphones used.
- ▶ Chairs are to be pushed in when leaving. All 4 feet must remain on the floor. Couches, chairs, and tables are to be used appropriately. Students are not to sit on the student tables.
- ▶ Books should be returned to their proper locations.
- ▶ The Library is not a hallway, do not pass through.
- ▶ Computer rules are to be followed.

Remember: Coming to the library is a privilege. Please help everyone have a good experience in the library!

Library Hours and Evacuation Information:

Hours

- ▶ Before and After School
 - ▶ Open at 7:45, Close at 3:15 (M,T,Th,F)
 - ▶ Open at 9:40, Close at 3:15 (W)
- ▶ Lunchtime
 - ▶ Depends on teacher use
 - ▶ Doors locked when 5 minutes of lunch remain.
 - ▶ Watch for the Open/Closed Signs by the office.
- ▶ During Class (If available)
 - ▶ You **must have a hall pass/library pass** to come during your classes!



Fire Drill/Evacuation Procedure

During a drill; students are to leave the building through the nearest exit. Students are then to proceed to the east field with their teacher.

If an evacuation occurs during lunch; students are to exit the building and meet up with their last teacher (3rd or 7th period teacher).



How to Check out a book and other library procedures...

Check-out Procedures

- ▶ **Circulation** (Check-out Desk)
- ▶ **ID cards** (Barcode Scanner)
- ▶ **2 week** check-out (**1 renewal** is usually possible)
- ▶ Overdue notices are sent by **email** monthly.
- ▶ **Fines accrue at the rate of \$.10 per day** for overdue books and unpaid fines are **not removed from your account until paid.**
- ▶ Up to **5** total books allowed
- ▶ Periodicals **are available for use in the library.**
- ▶ Reference Books **are available for use in the library.**
- ▶ Photocopies can be requested for **school projects only!**
- ▶ Check-in books at the **drop box** located in the circulation desk.

Logging into the Library Catalog: “Destiny Discover”

Two Log-in options

- 1) Log-in Name: **Student ID #**
and Password: **Pin #**
- 2) SSO (**easiest Way**)

Searching the Library Catalog

- ▶ Students now use “Destiny Discover” to search for materials. “Destiny Discover” is a very visual site.

Destiny Discover

Home My Stuff Collections More

Welcome back, BOYD

Recently Added Books

SEE ALL >

- Truly Elusive by Maureen Johnson
- The Ghoul Next Door by Cullen Bunn and Cat Fennell
- The Meet-Cute Project by Rhianon Rich
- Big Game: The Hunt by Dan Smith
- All-American Muslim Girl by Nadine Jolie Courtney
- Instructions for Dancing by nicola yo
- Avatar: The Last Airbender: The Search by The Search

Popular Titles

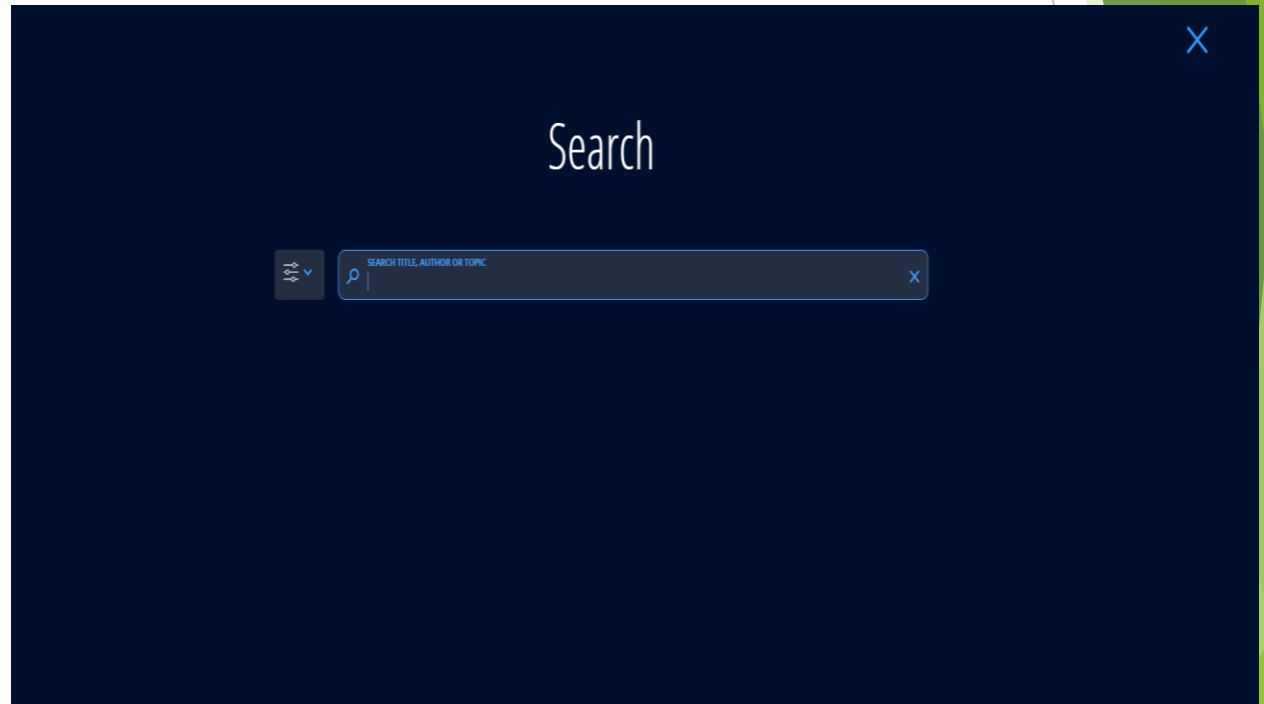
SEE ALL >

- No Image Available
- No Image Available
- 5 Steps to a 5: AP Chinese Language and Culture with 5 Steps Disk by Jennifer Lee
- Monsters by Matt Johnston and Tim Stevens
- Blood Germs by Gail Jarrow
- Dragonwatch: Chinese Mythology by Brandon M.
- Strive for a 5: AP Chinese Practice Tests by Heng & Tsu

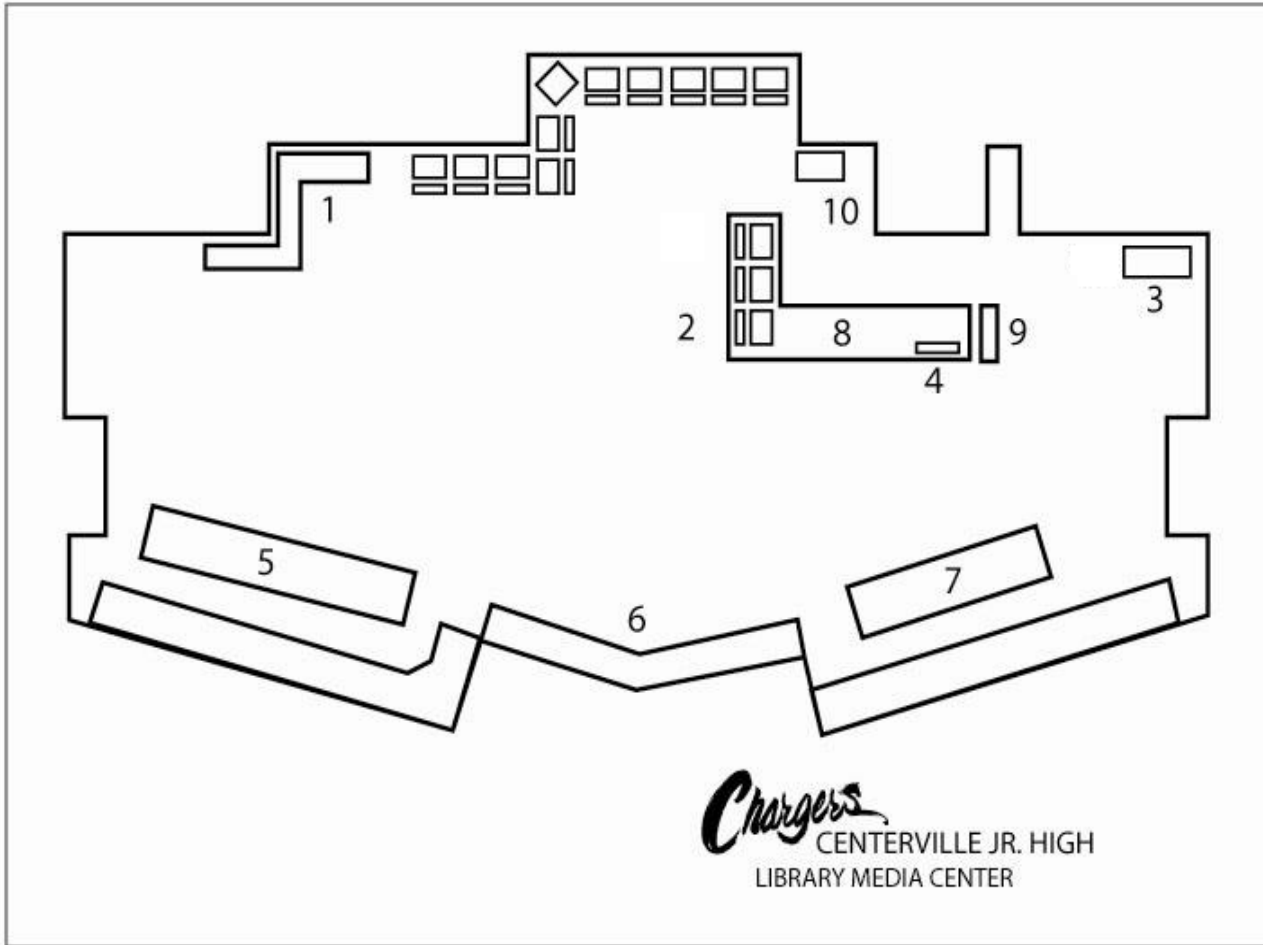
Help Us Improve

Searching the Library Catalog

- ▶ Destiny Discover relies on a general search tool. Search using the following”
 - ▶ Title
 - ▶ Author
 - ▶ Topic




CJH Library Map & Organization



- Biographies (1)
- Catalog Ipads (2)
- Periodicals (3)
- Book Drop Box (4)
- Nonfiction Books (5)
- Reference Section (6)
- Fiction Books (7)
- Circulation Desk (8)
- Book Cart (9)
- AP Study Materials (10)

Student Computers*

OVERDRIVE SORA



How to Log-in to overdrive SORA: Through the App:

- ▶ Log-in Name: student
username (or full DSD
email)
- ▶ Password: Pin #

How to Log-in to overdrive SORA: To Read Online

- ▶ Log in through your district Office 365 Account.
- ▶ Listed as one of the “more apps”
- ▶ **Very easy to do this way!**

UTAH'S ONLINE LIBRARY

- ▶ State Owned Online Database.
- ▶ Free to UTAH Students and Educators
- ▶ Direct Access from school, password required at home.
- ▶ Excellent Research Site that allows for narrower, more specific searches.



Utah's Online Library

Utah's Online Library Database

2021-2022

Log-In Information:

Ask Mr. Dart or

Your Teacher

<http://onlinelibrary.utah.gov>

Your Library

This library is for use & benefit of the entire Centerville Jr. High community of students, faculty, & staff. Careful use of the materials & equipment is necessary to ensure the benefits for all of us.

Care for it together - Enjoy it together. It belongs to all of us!

Remember: Coming to the library is a privilege. Please help everyone have a good experience in the library!