

Processing Month: December 2018

(FINSUM)

LAKOTA LOCAL SCHOOL DISTRICT

Fnd	Sc	Description	Beginning Balance	MTD Revenues	FYTD Revenues	MTD Expenditures	FYTD Expenditures	Current Available Balance
001	0000	GENERAL FUND-OPERATING	99,461,856.30	6,835,615.15	83,796,653.54	15,154,753.01	79,511,033.68	103,747,476.16
001	9015	GENERAL FUND-MODERNIZATIO	396,842.01-	.00	.00	35,541.31	257,790.34	654,632.35-
001	9370	STADIUM RENOVATIONS	13,123.50	.00	.00	.00	.00	13,123.50
002	0000	BOND RETIREMENT-GO	11,304,384.27	208,409.93	6,091,450.13	.00	7,109,517.97	10,286,316.43
002	9001	BOND RETIREMENT-LIMIT TAX	83,860.79	.00	1,700,000.00	.00	1,441,482.55	342,378.24
002	9370	STADIUM RENOVATIONS	193,832.21	.00	16,882.00	.00	157,441.00	53,273.21
003	0000	PERM IMPROVE-NOV 2013 (R/	9,024,799.46	125,782.70	2,812,822.30	278,678.94	6,980,963.61	4,856,658.15
003	9010	HB264 FY2011	.10	.00	.00	.00	.00	.10
003	9121	Lost/Damaged Devices Hope	.00	32.00	131.00	.00	.00	131.00
003	9122	Lost/Damaged Devices Libe	.00	17.00	149.00	.00	.00	149.00
003	9124	Lost/Damaged Devices Plai	.00	.00	406.00	.00	.00	406.00
003	9133	Lost/Damaged Devices East	.00	.00	15.00	.00	.00	15.00
006	0000	FOOD SERVICE	1,011,821.56	628,349.95	2,916,549.26	564,867.53	2,688,313.45	1,240,057.37
007	9097	JEFFERY PRICE SCHOLARSHIP	263.91	.00	.00	.00	.00	263.91
007	9200	UNCLAIMED FUNDS	172,315.21	1,474.23	2,788.89	.00	.00	175,104.10
007	9300	JOE NUXHALL SCHOLARSHIP	1,000.00	.00	.00	.00	.00	1,000.00
007	9301	BRAD ADKINS SCHOLARSHIP	479.55	.00	.00	.00	.00	479.55
007	9400	PROCTOR & GAMBLE DONATION	20,474.79	.00	.00	.00	4,000.00	16,474.79
007	9680	YELLOW RIBBON SCHOLARSHIP	250.00	.00	.00	.00	.00	250.00
007	9692	DAIVD THIEL SCHOLARSHIP	154.21	.00	.00	.00	.00	154.21
007	9701	JEFF STAMPER ATHLETIC SCH	1,000.00	.00	.00	.00	.00	1,000.00
007	9740	OVERCOMING OBSTACLES	2,621.47	.00	.00	.00	.00	2,621.47
007	9980	YOU HAVE IT IN YOU SCHOLA	1,000.00	.00	.00	.00	.00	1,000.00
009	0000	STD FEES-DISTRICT	216,259.62	.00	.00	.00	40,647.80	175,611.82
009	9110	STD FEES-ADENA	.00	420.00	6,929.25	536.86	8,956.17	2,026.92-
009	9120	STD FEES-HOPEWELL	.00	20.00	13,943.75	107.50	16,972.29	3,028.54-
009	9130	STD FEES-LIBERTY	.00	810.00	9,797.94	5.80	6,583.98	3,213.96
009	9140	STD FEES-UNION	.00	220.00	6,851.00	270.45	8,473.91	1,622.91-
009	9141	STD FEES-FREEDOM	.00	540.00	7,720.00	441.90	8,645.49	925.49-
009	9142	STD FEES-WOODLAND	.00	90.00-	6,370.01	935.79	9,374.24	3,004.23-
009	9143	STD FEES-SHAWNEE	.00	330.00	9,350.00	858.65	7,574.78	1,775.22
009	9144	STD FEES-HERITAGE	.00	25.00-	11,599.65	2,439.81	9,444.84	2,154.81
009	9145	STD FEES-CHEROKEE	.00	375.00	8,930.00	493.52	8,381.10	548.90
009	9146	STD FEES-INDEPENDENCE	.00	420.00	8,783.59	694.20	5,489.69	3,293.90
009	9147	STD FEES-CREEKSIDE ECS	.00	71.94	14,478.34	347.48	15,404.06	925.72-
009	9150	STD FEES-HOPEWELL JR	50.00	518.00	12,125.75	949.27	11,294.03	881.72
009	9160	STD FEES-LIBERTY JR	.00	1,462.49	20,377.72	451.71	25,044.16	4,666.44-
009	9161	STD FEES-RIDGE JR	.00	783.80	11,652.05	2,113.91	14,561.37	2,909.32-
009	9169	STD FEES-EAST HIGH	.00	8,275.00	113,915.95	7,223.26	127,993.67	14,077.72-
009	9170	STD FEES-WEST HIGH	15.12	7,363.96	94,003.50	10,821.65	115,318.25	21,299.63-
009	9475	STD FEES-VanGORDEN	.00	115.00	9,121.00	.00	8,559.74	561.26
009	9503	STD FEES-PLAINS JR	99.00	865.00	17,092.55	.00	11,590.70	5,600.85
009	9536	STD FEES-SCHOOL OWNED INS	6,718.85	.00	.00	.00	.00	6,718.85
009	9720	STD FEES-ENDEAVOR	.00	86.00	10,820.00	38.94	9,942.34	877.66
009	9721	STD FEES-WYANDOT ECS	35.08	.00	12,111.99	311.65	14,935.29	2,788.22-
012	0000	ADULT EDUCATION	3,510.00	.00	.00	.00	.00	3,510.00

Processing Month: December 2018

(FINSUM)

LAKOTA LOCAL SCHOOL DISTRICT

Fnd	Scg	Description	Beginning Balance	MTD Revenues	FYTD Revenues	MTD Expenditures	FYTD Expenditures	Current Available Balance
014	9522	SUMMER SCHOOL-SECONDARY	97,547.20	.00	1,585.75-	.00	83,979.45	11,982.00
018	9000	CENTRAL OFFICE	20,670.88	.00	.00	.00	.00	20,670.88
018	9001	SOCIAL FUND-CENTRAL OFFIC	24.33	118.40	417.71	52.88	502.36	60.32-
018	9110	SUPPORT-ADENA	35,586.40	1,348.30	13,564.61	53.00	6,506.71	42,644.30
018	9120	SUPPORT-HOPEWELL	37,404.64	68.04	4,006.86	335.90	30,608.83	10,802.67
018	9130	SUPPORT-LIBERTY	4,917.41	57.54	4,093.59	656.09	3,273.98	5,737.02
018	9138	LOST BOOKS - UNION	445.22	.00	24.01	.00	.00	469.23
018	9140	SUPPORT-UNION	8,416.21	3,427.41	10,440.25	35.84	7,037.74	11,818.72
018	9141	SUPPORT-FREEDOM	13,383.05	65.94	2,165.68	.00	10,118.68	5,430.05
018	9142	SUPPORT-WOODLAND	18,064.85	504.05	6,348.40	1,775.21	9,798.01	14,615.24
018	9143	SUPPORT-SHAWNEE	17,380.14	156.24	23,951.04	229.53	2,642.80	38,688.38
018	9144	SUPPORT-HERITAGE	26,947.10	216.84	5,181.75	.00	3,400.66	28,728.19
018	9145	SUPPORT-CHEROKEE	40,556.31	52.92	28,191.68	19,844.62	49,179.90	19,568.09
018	9146	SUPPORT-INDEPENDENCE	3,421.50	316.51	5,586.95	420.88	7,426.87	1,581.58
018	9147	SUPPORT-CREEKSIDE	2,620.26	18.06	3,250.03	395.14	4,042.14	1,828.15
018	9150	SUPPORT-HOPEWELL JR	8,902.60	.00	1,927.63	180.46	3,105.66	7,724.57
018	9160	SUPPORT-LIBERTY JR	16,961.95	2,112.68	10,572.76	1,910.98	8,642.16	18,892.55
018	9161	SUPPORT-RIDGE JR	1,439.68	100.40	12,500.80	314.38	5,451.00	8,489.48
018	9169	SUPPORT-EAST HIGH	12,847.93	85.00	9,898.96	917.08	8,353.08	14,393.81
018	9170	SUPPORT-WEST HIGH	9,887.23	2,805.00	13,699.82	5,729.05	10,412.34	13,174.71
018	9172	SUPPORT CAREER READINESS	138.00	.00	105.00	.00	.00	243.00
018	9173	LOST BOOKS-WEST HIGH	9,691.84	342.30	1,734.63	.00	.00	11,426.47
018	9174	LOST BOOKS-EAST HIGH	8,201.83	9.00	1,268.38	.00	621.00	8,849.21
018	9176	LOST BOOKS-LIBERTY JR	2,581.75	.00	173.29	.00	.00	2,755.04
018	9177	LOST BOOKS-RIDGE JR	1,433.99	.00	56.94	.00	.00	1,490.93
018	9178	LOST BOOKS-HERITAGE	487.24	19.99	199.22	.00	.00	686.46
018	9179	LOST BOOKS-INDEPENDENCE	666.73	12.99	119.88	.00	.00	786.61
018	9434	LOST BOOKS-WOODLAND	235.19	14.04	141.41	.00	.00	376.60
018	9435	LOST BOOKS-HOPEWELL JR	3,101.87	.00	175.69	.00	.00	3,277.56
018	9436	LOST BOOKS-LIBERTY	662.40	.00	16.66	.00	490.68	188.38
018	9437	LOST BOOKS-HOPEWELL	1,250.49	81.95	300.67	.00	.00	1,551.16
018	9447	LOST BOOKS-CREEKSIDE	33.04	.00	245.88	.00	.00	278.92
018	9458	LOST BOOKS-CHEROKEE	635.40	15.99	79.23	.00	.00	714.63
018	9464	LOST BOOKS-ADENA	107.14	28.74	107.70	.00	.00	214.84
018	9465	LOST BOOKS-FREEDOM	548.23	9.99	27.82-	.00	.00	520.41
018	9475	SUPPORT-VANGORDEN	31,316.05	152.36	5,160.16	75.64	3,156.94	33,319.27
018	9476	LOST BOOKS-VANGORDEN	1,944.07	.00	141.42	.00	.00	2,085.49
018	9489	LOST BOOKS-SHAWNEE	597.21	79.00	130.70	.00	.00	727.91
018	9503	SUPPORT-PLAINS JR	10,078.22	.00	2,677.44	.00	3,068.24	9,687.42
018	9507	LOST BOOKS-PLAINS JR	6,253.72	.00	80.72	.00	.00	6,334.44
018	9529	DISTRICT FINGERPRINTING	12,610.50	423.50	11,066.50	1,546.00	11,740.00	11,937.00
018	9554	SOCIAL FUND-HOPEWELL JR	90.00	.00	90.00	.00	82.95	97.05
018	9567	GIFTED DEPARTMENT	1,462.64	.00	.00	.00	.00	1,462.64
018	9624	SOCIAL FUND-SERVICE CTR	10,246.97	417.51	1,862.82	167.16	1,429.29	10,680.50
018	9720	SUPPORT-ENDEAVOR	25,603.84	34.00	22,461.81	807.20	25,337.04	22,728.61
018	9721	SUPPORT-WYANDOT	8,998.42	4,022.64	4,677.38	2,038.55	5,902.99	7,772.81

Processing Month: December 2018

(FINSUM)

LAKOTA LOCAL SCHOOL DISTRICT

Fnd	Sec	Description	Beginning Balance	MTD Revenues	FYTD Revenues	MTD Expenditures	FYTD Expenditures	Current Available Balance
018	9786	SOCIAL FUND-LIBERTY JR	741.89	.00	1,049.00	.00	.00	1,790.89
018	9787	INTOUCH-WEST HIGH	1,709.80	.00	400.00	.00	114.80	1,995.00
018	9788	SOCIAL FUND-CHEROKEE	115.73	187.50	783.54	.00	.00	899.27
018	9789	SOCIAL FUND-ENDEAVOR	.01	515.00	515.00	515.00	515.00	.01
018	9792	SOCIAL FUND-HERITAGE	.00	1,170.00	1,170.00	.00	.00	1,170.00
018	9795	SOCIAL FUND-LIBERTY	11.38	.00	.00	.00	.00	11.38
018	9797	SOCIAL FUND-ADENA	5.87	.00	.00	.00	.00	5.87
018	9805	LOST BOOKS-WYANDOT	1,040.01	18.34	62.27	.00	.00	1,102.28
018	9812	SOCIAL FUND-EAST HIGH	3,108.92	.00	730.00	61.80	214.50	3,624.42
018	9813	SOCIAL FUND-HOPEWELL	62.58	.00	.00	60.95	60.95	1.63
018	9823	SOCIAL FUND-WOODLAND	.91	.00	.00	.00	.00	.91
018	9834	SOCIAL FUND-EAST FRESHMAN	716.19	.00	770.00	.00	174.23	1,311.96
018	9839	WE CARE LAKOTA	35.18	.00	.00	.00	.00	35.18
018	9875	SOCIAL FUND-VANGORDEN	1.32	.00	860.92	.00	.00	862.24
018	9895	SOCIAL FUND-SPECIAL SERV	2,764.17	44.10	137.34	.00	.00	2,901.51
018	9909	ENRICHMENT GROUP GIFTED	1,296.58	.00	.00	.00	359.00	937.58
018	9918	BAND INSTRUMENT RENTAL	56,321.70	3,620.20	10,219.45	425.70	9,771.98	56,769.17
018	9920	WH - AP EXAMS	34,801.00	94.00	759.00	.00	.00	34,042.00
018	9921	APEX ONLINE LEARNING	11,467.85	48.90	2,887.75	.00	6,050.00	8,305.60
018	9922	EH - AP EXAMS	9,215.25	.00	210.00	.00	638.55	8,366.70
018	9927	DUAL CREDIT CLASSES	8,657.25	.00	.00	.00	.00	8,657.25
018	9947	SOCIAL FUND-FREEDOM	6.09	.00	.00	.00	.00	6.09
018	9966	SOCIAL FUND - RIDGE JR	527.11	40.00	520.00	.00	.00	1,047.11
018	9967	SOCIAL FUND-PLAINS JR	425.21	151.75	151.75	.00	59.94	517.02
018	9968	SOCIAL FUND-SHAWNEE	252.66	.00	30.90	.00	30.90	252.66
018	9969	SOCIAL FUND-CREEKSIDE	85.53	.00	.00	.00	.00	85.53
018	9970	SOCIAL FUND - WYANDOT	604.51	.00	.00	.00	.00	604.51
018	9973	LOST BOOKS-ENDEAVOR	850.68	25.95	86.42	.00	.00	937.10
018	9975	district returned checks	119.44	.00	.00	.00	.00	119.44
019	9102	NEEDIEST KIDS OF ALL	6,985.36	.00	4,600.00	2,117.23	3,079.31	8,506.05
019	9132	ACT PREP - WH	550.53	.00	.00	498.36	498.36	52.17
019	9133	ACT PREP - EH	14.57	.00	.00	.00	.00	14.57
019	9400	WELLNESS	5,538.05	.00	45,440.97	.00	.00	50,979.02
019	9403	STUDENT TEACHERS - FY14	199.77	.00	.00	.00	.00	199.77
019	9404	PLAINS EXTRA PROGRAM - FY	410.34	.00	.00	.00	.00	410.34
019	9407	Shamrock Shuffle - Union	1,051.10	.00	.00	.00	.00	1,051.10
019	9503	STUDENT TEACHERS - FY15	558.40	.00	.00	.00	.00	558.40
019	9505	Reaching All Learners - U	951.28	.00	.00	.00	.00	951.28
019	9509	GE Star Award - West High	172.54	.00	.00	172.54	172.54	.00
019	9512	OHIO ACADEMY OF SCIENCE	52.41	.00	.00	.00	52.41	.00
019	9601	FY16 - BUTLER TECH	5,341.08	.00	.00	.00	.00	5,341.08
019	9603	STUDENT TEACHERS - FY16	664.03	.00	.00	.00	.00	664.03
019	9604	GE STAR - HUME	500.00	.00	.00	.00	.00	500.00
019	9605	GE STAR - ALEXANDER	6.52	.00	.00	.00	6.52	.00
019	9606	GE STAR - DEAK	69.94	.00	.00	.00	69.94	.00
019	9609	STUDENT TREASURES - RIEHL	114.59	.00	.00	.00	.00	114.59

Processing Month: December 2018

(FINSUM)

LAKOTA LOCAL SCHOOL DISTRICT

Fnd	Sec	Description	Beginning Balance	MTD Revenues	FYTD Revenues	MTD Expenditures	FYTD Expenditures	Current Available Balance
019	9611	PJS- TARGET FIELD TRIP SC	53.55	.00	.00	.00	53.55	.00
019	9616	PJS - LAKOTA'S GOT TALENT	1,011.25	.00	.00	.00	.00	1,011.25
019	9618	HE - SHAMROCK SHUFFLE	33.30	.00	.00	.00	33.30	.00
019	9619	SS - CO-TEACHING COLLABOR	852.45	.00	.00	.00	.00	852.45
019	9620	EH - FIGHTING WITH FOOD M	7.41	.00	.00	.00	.00	7.41
019	9621	WH EDUC EXCELLENCE KORNAU	12.25	.00	.00	.00	.00	12.25
019	9622	EH - YOUTH IN PHIL MB/CH	1,168.59	.00	.00	.00	.00	1,168.59
019	9623	FE - POWER OF PURSE (STEA	150.00	.00	.00	.00	.00	150.00
019	9624	CE- TARGET FIELD TRIP (SC	239.06	.00	.00	.00	.00	239.06
019	9701	EH TAKING ROOT (FOLTA)	706.83	.00	.00	.00	.00	706.83
019	9702	HJ LEARNING LINKS (WEBER)	1.63	.00	.00	.00	.00	1.63
019	9703	STUDENT TEACHERS - FY17	155.87	.00	.00	.00	.00	155.87
019	9704	LE TINKER BOXES	17.30	.00	.00	.00	.00	17.30
019	9706	CE DESKCYCLE	63.60	.00	.00	.00	.00	63.60
019	9711	GE STAR (EH HUME(JOHNSON)	500.00	.00	.00	.00	.00	500.00
019	9715	CO BARBERSHOP BKS (Angie	820.00	.00	.00	495.00	495.00	325.00
019	9716	PJ YOUTH IN PHIL	890.37	.00	.00	.00	.00	890.37
019	9718	CE CAULFIELD EDUC EXCELLE	33.28	.00	.00	.00	.00	33.28
019	9719	WE HOMEWORK CLUB	1,350.00	.00	.00	.00	.00	1,350.00
019	9720	HJ MMGW SHOWCASE	1,000.00	.00	.00	.00	.00	1,000.00
019	9801	EH TAKING ROOT (FOLTA)	10.78	.00	.00	.00	.00	10.78
019	9802	EH SCHROEDER MEMORIAL (AR	1,492.75	.00	.00	.00	.00	1,492.75
019	9803	STUDENT TEACHERS - FY18	348.17	.00	5,450.00	.00	4,366.70	1,431.47
019	9804	EH/WH GE STAR (BILLUPS/RI	1,387.94	.00	.00	42.43	244.73	1,143.21
019	9805	LE STEAM K-1 (HAYNES)	1,500.00	.00	.00	.00	.00	1,500.00
019	9806	WH BUTLER SOIL/WATER (ROS	115.01	.00	.00	.00	.00	115.01
019	9807	WY ED EXCELL (SORRELL)	710.08	.00	.00	.00	.00	710.08
019	9808	HJ ED EXCELL (AKERS)	1,000.00	.00	.00	.00	.00	1,000.00
019	9809	EH FARM TO TABLE (FOLTA)	1,076.12	.00	.00	.00	1,022.96	53.16
019	9810	CO EARTH DAY (Angie Brow	1,889.74	.00	.00	.00	.00	1,889.74
019	9811	CE HOMEWORK CLUB (AGUILAR	1,089.56	.00	.00	.00	186.71	902.85
019	9812	EH HSTW BEST PRACTICE (NI	250.00	.00	.00	.00	.00	250.00
019	9813	EH PERFORMING ARTS (STATT	500.00	.00	.00	.00	.00	500.00
019	9814	WH PERFORMING ARTS (ELDRI	500.00	.00	.00	.00	.00	500.00
019	9815	WH AXA PROF DEVELOP (CARD	1,000.00	.00	.00	.00	.00	1,000.00
019	9901	WH Educator of Excellence	.00	.00	1,000.00	.00	977.64	22.36
019	9902	HR Educator of Excellence	.00	.00	500.00	.00	466.22	33.78
019	9903	STUDENT TEACHERS - FY19	.00	310.00	470.00	467.35	467.35	2.65
019	9904	HR Educator of Excellence	.00	.00	500.00	.00	466.21	33.79
019	9905	HR LEARNING LINKS - KLEIN	.00	.00	1,000.00	.00	994.26	5.74
019	9906	CR LEARNING LINKS - RUSSE	.00	.00	700.00	.00	760.00	60.00-
019	9907	BOE PEDESTRIAN SAFETY (O'	.00	.00	452.55	.00	.00	452.55
019	9908	LE Wonder & Discover - No	.00	.00	1,500.00	.00	.00	1,500.00
019	9909	CO RESOURCE PANTRY (A BRO	.00	250.00	250.00	.00	.00	250.00
019	9971	Making Middle Grades Work	2,802.45	.00	.00	.00	.00	2,802.45
019	9975	FUEL UP TO PLAY-C. GARLAN	80.80	.00	.00	.00	.00	80.80

Processing Month: December 2018

(FINSUM)

LAKOTA LOCAL SCHOOL DISTRICT

Fnd	Sec	Description	Beginning Balance	MTD Revenues	FYTD Revenues	MTD Expenditures	FYTD Expenditures	Current Available Balance
019	9979	BATELLE FOR KIDS OTHER TR	240.00	.00	.00	240.00	240.00	.00
019	9991	Ohio Conservation Project	2,500.00	.00	.00	.00	.00	2,500.00
022	9025	MEDICAL INSURANCE	190,322.71	1,543,790.54	9,234,544.86	1,544,479.85	9,184,445.23	240,422.34
022	9026	LIFE INSURANCE	57,381.52	12,008.24	70,830.06	12,048.68	70,046.66	58,164.92
022	9027	DENTAL INSURANCE	123,665.77	130,289.74	764,200.74	126,582.76	757,470.31	130,396.20
022	9100	Casual for a Cause	.00	10,350.50	19,151.00	.00	.00	19,151.00
022	9202	ADMINISTRATOR'S TUITION	14,875.55	.00	.00	.00	14,875.55	.00
022	9203	LSSA PD/TUITION/CERTIFICA	75,362.34	.00	.00	.00	100.00	75,262.34
022	9205	ADMINISTRATOR'S PROF DEV	43,802.60	.00	.00	550.00	29,161.45	14,641.15
022	9691	ATHLETICS - EAST	2,621.99	701.00	84,762.25	26,230.75	81,797.56	5,586.68
022	9698	ATHLETICS - WEST	13,716.31	.00	56,773.00	28,019.64	57,421.50	13,067.81
027	0000	WORKERS' COMPENSATION SEL	1,021,707.79	210.04	1,326.65	25,900.26	155,576.72	867,457.72
031	0000	UNDERGROUND STORAGE TANK	11,000.00	.00	.00	.00	.00	11,000.00
200	9108	DRAMA CLUB - RIDGE JR.	3,385.57	4,414.61	4,824.61	4,511.19	5,765.01	2,445.17
200	9120	STUDENT COUNCIL - HOPEWEL	855.49	.00	.00	.00	.00	855.49
200	9140	STUDENT COUNCIL - UNION	436.10	903.94	2,161.60	895.52	895.52	1,702.18
200	9142	STUDENT COUNCIL - WOODLAN	71.62	.00	.00	.00	.00	71.62
200	9144	STUDENT COUNCIL - HERITAG	109.28	.00	.00	.00	.00	109.28
200	9145	STUDENT COUNCIL - CHEROKE	1,976.96	.00	.00	.00	30.86	1,946.10
200	9146	STUDENT COUNCIL - INDY "T	52.62	.00	.00	.00	.00	52.62
200	9210	STUDENT COUNCIL - ADENA	3,081.11	970.50	970.50	285.60	909.39	3,142.22
200	9220	STUDENT COUNCIL - CREEKSI	4.51	.00	.00	.00	.00	4.51
200	9230	STUDENT COUNCIL - LIBERTY	27.30	.00	.00	.00	.00	27.30
200	9241	STUDENT COUNCIL - RIDGE J	1,969.72	.00	.00	138.93	582.44	1,387.28
200	9242	YEARBOOK - RIDGE JR.	2,342.19	.00	.00	.00	.00	2,342.19
200	9253	DRAMA CLUB - HOPEWELL JR.	5,339.37	.00	888.00	1,813.14	2,060.01	4,167.36
200	9254	STUDENT COUNCIL - HOPEWEL	4,448.65	.00	100.00	365.30	741.91	3,806.74
200	9256	STUDENT LITERARY-HOPEWELL	4,410.26	.00	1,628.74	.00	945.20	5,093.80
200	9257	ENGINEERING CLUB-HOPEWELL	778.19	.00	.00	.00	.00	778.19
200	9262	NEWSPAPER-LIBERTY JR	171.08	.00	.00	.00	.00	171.08
200	9264	STUDENT COUNCIL-LIBERTY J	4,128.27	.00	974.69	966.09	966.09	4,136.87
200	9265	YEARBOOK-LIBERTY JR	1,561.20	.00	30.00-	.00	.00	1,531.20
200	9268	NO TEAM-LIBERTY JR	85.07	.00	.00	.00	.00	85.07
200	9272	LATIN CLUB-WEST	258.39	.00	.00	.00	114.59	143.80
200	9274	Peer Counselors West	.00	.00	2,700.00	.00	.00	2,700.00
200	9276	DECA-WEST	1.00	.00	.00	.00	.00	1.00
200	9277	DRAMA-WEST	10,320.29	7,839.84	13,372.29	5,382.86	7,030.66	16,661.92
200	9279	FRENCH CLUB-WEST	1,758.93	.00	195.00	117.52	244.17	1,709.76
200	9281	FHA-WEST	45.70	.00	.00	.00	.00	45.70
200	9282	GERMAN CLUB-WEST	340.00	.00	.00	.00	.00	340.00
200	9283	MULTICULTURAL CLUB-WEST	500.82	.00	.00	.00	.00	500.82
200	9287	NATIONAL ART HONOR-WEST	2,395.00	.00	.00	.00	.00	2,395.00
200	9288	MU ALPHA THETA-WEST	455.62	.00	796.00	.00	322.94	928.68
200	9289	NATIONAL HONOR SOC-WEST	8,552.88	175.00	1,890.00	.00	450.00	9,992.88
200	9293	SPANISH CLUB-WEST	1,322.49	.00	.00	28.36	28.36	1,294.13
200	9294	STUDENT COUNCIL-WEST	17,003.35	4,862.63	41,112.07	6,573.62	21,818.59	36,296.83

Processing Month: December 2018

(FINSUM)

LAKOTA LOCAL SCHOOL DISTRICT

Fnd	Sec	Description	Beginning Balance	MTD Revenues	FYTD Revenues	MTD Expenditures	FYTD Expenditures	Current Available Balance
200	9296	YEARBOOK-WEST	130.41	.00	80.00	.00	.00	210.41
200	9315	DRAMA-EAST	1,879.95	4,690.00	21,623.30	11,044.71	22,642.39	860.86
200	9316	FRENCH CLUB-EAST	439.29	.00	306.00	.00	351.09	394.20
200	9318	GERMAN CLUB-EAST	30.52	.00	.00	.00	.00	30.52
200	9319	JOURNALISM/MOCK TRIAL-EAS	8,882.40	1,068.76	25,826.97	3,506.00	14,029.55	20,679.82
200	9322	LATIN CLUB-EAST	365.47	417.00	417.00	.00	.00	782.47
200	9323	MU ALPHA THETA-EAST	4,357.62	300.00	405.93	.00	1,000.00	3,763.55
200	9325	ART CLUB - EAST	972.45	.00	646.50	.00	138.45	1,480.50
200	9326	NATIONAL HONOR SOC-EAST	6,412.01	484.65	2,106.65	1,359.43	6,319.53	2,199.13
200	9328	STUDENT COUNCIL-EAST	1,767.60	.00	.00	.00	.00	1,767.60
200	9332	YEARBOOK-EAST	14,232.54	245.00	2,765.00	.00	4,491.89	12,505.65
200	9333	SPANISH CLUB-EAST	622.38	.00	.00	.00	20.62	601.76
200	9335	JUNIOR STATESMAN-EAST	902.10	.00	2,845.00	130.00	2,920.00	827.10
200	9456	INFERNO CLUB - WEST HIGH	246.90	.00	.00	.00	.00	246.90
200	9475	STUDENT COUNCIL - VANGORD	2,593.40	.00	.00	.00	.00	2,593.40
200	9485	FIRST ROBOTICS-EAST	6,133.19	1,500.00	1,500.00	.00	.00	7,633.19
200	9511	HONOR SOCIETY LIBERTY JR	6,898.14	.00	650.00	1,415.75	1,601.30	5,946.84
200	9568	HONOR SOCIETY-HOPEWELL JR	1,106.42	40.00	40.00	.00	250.43	895.99
200	9581	TECH CREW CLUB - PLAINS J	3,455.56	.00	.00	.00	.00	3,455.56
200	9582	DRAMA CLUB PLAINS JR	7.53	.00	.00	.00	.00	7.53
200	9583	STUDENT COUNCIL-PLAINS JR	2,806.56	738.50	1,780.50	1,970.58	2,692.65	1,894.41
200	9603	CLASS OF 2018 - EAST HIGH	1,949.02	.00	.00	1,442.41	1,442.41	506.61
200	9605	CLASS OF 2019 - WEST HIGH	10,033.40	.00	4,434.00	4,514.87	4,893.87	9,573.53
200	9606	CLASS OF 2019 - EAST HIGH	43,255.37	.00	38,361.00	1,442.43	25,238.58	56,377.79
200	9608	CLASS OF 2020 - WEST HIGH	.00	682.50	842.50	1,857.10	3,201.76	2,359.26-
200	9609	JAZZ BAND - HOPEWELL JR.	9.72	.00	135.00	990.00	1,037.85	893.13-
200	9618	JAZZ BAND - LIBERTY JR.	2,538.47	.00	.00	.00	572.96	1,965.51
200	9626	WEST HIGH - ON THE EDGE C	3,311.47	.00	.00	.00	.00	3,311.47
200	9627	ELEMENTARY BAND - ENDEAVO	5,705.73	.00	3,545.00	316.75	316.75	8,933.98
200	9629	ELEMENTARY BAND - VANGORD	5,587.28	.00	.00	.00	.00	5,587.28
200	9631	ELEMENTARY BAND - ADENA	7,189.75	.00	1,425.00	.00	.00	8,614.75
200	9632	ELEMENTARY BAND - HOPEWEL	4,466.64	.00	.00	.00	.00	4,466.64
200	9634	ELEMENTARY BAND - UNION	6,970.52	.00	2,625.00	.00	.00	9,595.52
200	9635	ELEMENTARY BAND - FREEDOM	4,007.68	.00	150.00	.00	.00	4,157.68
200	9636	ELEMENTARY BAND - WOODLAN	2,615.16	75.00	1,470.00	.00	.00	4,085.16
200	9638	ELEMENTARY BAND - HERITAG	3,960.39	.00	50.00	.00	.00	4,010.39
200	9639	ELEMENTARY BAND - CHEROKE	2,798.94	375.00	1,425.00	2,705.99	2,705.99	1,517.95
200	9640	ELEMENTARY BAND - INDY	11,719.23	75.00	975.00	.00	.00	12,694.23
200	9657	JAZZ BAND - RIDGE JR.	6,040.00	.00	35.00-	68.50	164.65	5,840.35
200	9691	JAZZ BAND - PLAINS JR.	3,998.41	.00	.00	.00	2,369.59	1,628.82
200	9704	HONOR SOCIETY RIDGE JR.	1,822.60	455.00-	1,308.89-	.00	.00	513.71
200	9720	STUDENT COUNCIL ENDEAVOR	311.34	.00	.00	.00	.00	311.34
200	9726	AFRICAN AMERICAN ACHIEVE	53.60	.00	.00	.00	.00	53.60
200	9791	PRIDE CLUB	206.50	.00	.00	.00	.00	206.50
200	9802	SCIENCE OLYMPIAD - WEST	5.04	.00	.00	.00	.00	5.04
200	9821	Club Cards - Hopewell Jr.	.00	200.00	6,925.00	6,636.74	6,636.74	288.26

Processing Month: December 2018

(FINSUM)

LAKOTA LOCAL SCHOOL DISTRICT

Fnd	Sec	Description	Beginning Balance	MTD Revenues	FYTD Revenues	MTD Expenditures	FYTD Expenditures	Current Available Balance
200	9822	Club Cards - Liberty Jr.	.00	800.00	7,452.43	7,790.88	7,790.88	338.45-
200	9823	Club Cards - Ridge Jr.	.00	400.00	5,950.00	5,771.65	5,771.65	178.35
200	9824	Club Cards - Plains Jr.	.00	390.30	8,790.30	10,099.34	10,099.34	1,309.04-
200	9829	ASL CLUB - WEST	688.00	.00	.00	.00	.00	688.00
200	9833	MATH CLUB - HOPEWELL JR	125.00	.00	.00	.00	.00	125.00
200	9837	ART CLUB - RIDGE JR	1,167.65	.00	.00	.00	.00	1,167.65
200	9838	SPIRIT CLUB - EAST	420.84	.00	.00	.00	.00	420.84
200	9866	ART CLUB - HOPEWELL JR	1,009.47	.00	.00	288.21	288.21	721.26
200	9879	5TH & 6TH GR. ART CLUB	420.39	.00	.00	.00	.00	420.39
200	9882	CLUB CARDS - EAST	.00	200.00	11,300.00	12,983.15	12,983.15	1,683.15-
200	9884	CLUB CARDS - WEST	.00	690.00	4,815.00	8,655.51	9,080.51	4,265.51-
200	9885	MATH CLUB - PLAINS JR	1,231.70	893.00	2,543.00	1,082.60	1,744.60	2,030.10
200	9906	ACTS IN EXCELLENCE (WF DR	9,512.07	.00	.00	.00	.00	9,512.07
200	9997	CHOIR - EAST HIGH	273.00	.00	.00	.00	.00	273.00
300	0000	DISTRICT ACTIVITY-ATHLETI	12,894.77	62,617.16	670,544.26	83,936.05	1,186,265.00	502,825.97-
300	9370	DANCE TEAM EAST	9,206.48	750.00	3,135.00	130.20	4,028.68	8,312.80
300	9371	MARCHING BAND-WEST	25,552.94	2,069.50	79,276.28	3,274.13	227,511.07	122,681.85-
300	9372	DANCE TEAM WEST	3,485.55	545.00	3,709.45	4,171.70	5,162.48	2,032.52
300	9373	MARCHING BAND-EAST	23,636.01	625.00	62,458.85	82,154.15	229,982.52	143,887.66-
300	9375	FIREBIRD STORE-WEST	39,380.17	1,191.00	8,185.50	2,375.93	9,745.11	37,820.56
300	9377	SPIRIT SHOP-EAST	38,097.45	1,154.00	5,743.35	1,838.78	5,530.27	38,310.53
300	9378	BOOKSTORE-RIDGE JR	857.23	.00	.00	.00	.00	857.23
300	9379	BOOKSTORE-HOPEWELL JR	178.67	.00	.00	.00	.00	178.67
300	9380	"CHEERLEADING-COMPETE,EAS	.06	.00	.00	.00	.00	.06
300	9381	"CHEERLEADING-COMPETE,WES	.08	.00	.00	.00	.00	.08
300	9382	CHEERLEADING-MIXED EAST	551.05	.00	.00	.00	.00	551.05
300	9383	CHEERLEADING-MIXED WEST	.29	.00	.00	.00	.00	.29
300	9501	ACADEMIC TEAM - WEST	332.31	.00	.00	.00	140.00	192.31
300	9502	SPORTS INFO DIRECTOR	5,364.41	.00	.00	.00	5,364.41	.00
300	9504	SPORTS MEDICINE	1,032.29	.00	.00	.00	.00	1,032.29
300	9508	CHESS - WEST	40.00	.00	238.58	.00	238.42	40.16
300	9511	EH BASEBALL	10,913.77	6,950.00	8,900.00	.00	333.55	19,480.22
300	9512	EH B BASKETBALL	53,154.39	2,510.00	13,477.00	82.95	35,578.57	31,052.82
300	9513	EH B SOCCER	1,415.26	.00	8,246.61	30.00	3,595.80	6,066.07
300	9515	EH B VOLLEYBALL	2,692.01	.00	760.00	.00	.00	3,452.01
300	9516	EH FOOTBALL	10,551.90	.00	54,457.16	4,535.50	47,536.19	17,472.87
300	9519	EH B LACROSSE	6,858.24	.00	860.00	1,118.60	1,218.60	6,499.64
300	9522	EH BOWLING	1,575.55	.00	.00	540.00	540.00	1,035.55
300	9523	EH X-COUNTRY	4,827.39	.00	10,277.00	60.00	10,144.12	4,960.27
300	9524	EH B GOLF	27,616.60	.00	5,380.00	1,514.21	24,146.86	8,849.74
300	9526	EH B TENNIS	428.25	.00	29.25	.00	.00	457.50
300	9527	EH TRACK	11,111.61	300.00	2,650.00	.00	1,506.07	12,255.54
300	9528	EH WRESTLING	6,049.93	7,507.00	8,652.00	4,491.20	4,566.20	10,135.73
300	9532	EH G BASKETBALL	4,011.35	586.00	6,816.06	630.00	4,548.49	6,278.92
300	9533	EH G SOCCER	.00	.00	11,524.23	.00	6,245.03	5,279.20
300	9534	EH SOFTBALL	4,445.52	2,400.00	2,710.00	.00	.00	7,155.52

Processing Month: December 2018

(FINSUM)

LAKOTA LOCAL SCHOOL DISTRICT

Fnd	Sec	Description	Beginning Balance	MTD Revenues	FYTD Revenues	MTD Expenditures	FYTD Expenditures	Current Available Balance
300	9535	EH G VOLLEYBALL	15,410.60	.00	1,733.00	52.50	3,597.25	13,546.35
300	9539	EH G LACROSSE	2,090.62	.00	699.99	.00	100.00	2,690.61
300	9544	EH G GOLF	3,460.45	.00	1,160.00	.00	1,570.48	3,049.97
300	9545	EH GYMNASTICS	660.30	500.00	720.00	.00	.00	1,380.30
300	9546	EH G TENNIS	3,124.40	.00	1,280.00	30.00	707.38	3,697.02
300	9553	EH CHEERLEADING	23,545.28	120.11	2,430.11	.00	14,777.58	11,197.81
300	9558	EH AQUATICS	4,023.20	300.00	750.00	.00	.00	4,773.20
300	9560	Winter Guard - West	9,174.50	2,600.00	3,211.25	.00	2,160.00	10,225.75
300	9562	Winter Guard - East	7,277.43	.00	200.00	.00	.00	7,477.43
300	9581	HJ AD FUNDRAISING	11,362.51	4,543.75	10,617.48	2,050.31	8,260.73	13,719.26
300	9582	LJ AD FUNDRAISING	17,515.78	.00	9,729.74	.00	7,112.00	20,133.52
300	9583	RJ AD FUNDRAISING	10,634.40	.00	309.17	3,305.00	7,985.00	2,958.57
300	9584	PJ AD FUNDRAISING	13,362.57	75.00	8,103.46	500.00	9,991.84	11,474.19
300	9590	DIST AD FUNDRAISING	230,102.36	5,000.00	128,467.54	275.00	27,036.00	331,533.90
300	9592	WH AD FUNDRAISING	141,936.73	920.00	34,279.46	9,808.20	77,064.93	99,151.26
300	9593	EH AD FUNDRAISING	28,262.16	1,616.00	56,369.10	4,660.45	29,525.12	55,106.14
300	9611	WH BASEBALL	16,780.88	.00	1,675.00	4,954.00	9,079.34	9,376.54
300	9612	WH B BASKETBALL	14,225.56	.00	4,095.00	679.46	5,677.60	12,642.96
300	9613	WH B SOCCER	20,850.51	.00	3,290.00	.00	10,780.57	13,359.94
300	9615	WH B VOLLEYBALL	5,319.91	.00	.00	.00	.00	5,319.91
300	9616	WH FOOTBALL	3,491.72	.00	16,949.00	499.00	18,218.75	2,221.97
300	9619	WH B LACROSSE	6,832.05	394.60	5,568.11	.00	7,086.70	5,313.46
300	9622	WH BOWLING	297.44	.00	.00	.00	.00	297.44
300	9623	WH X-COUNTRY	6,785.60	.00	12,245.00	.00	9,998.47	9,032.13
300	9624	WH B GOLF	11,472.58	400.00	7,765.76	81.00	2,778.12	16,460.22
300	9626	WH B TENNIS	105.75	.00	.00	.00	.00	105.75
300	9627	WH TRACK	2,276.78	.00	.00	.00	.00	2,276.78
300	9628	WH WRESTLING	13,421.54	.00	1,800.00	1,375.95	2,322.01	12,899.53
300	9632	WH G BASKETBALL	49,052.57	3,498.00	31,345.00	3,717.92	43,192.92	37,204.65
300	9633	WH G SOCCER	16,634.06	.00	13,511.00	274.35	19,579.49	10,565.57
300	9634	WH SOFTBALL	7,644.24	150.00	810.00	1,580.60	2,858.78	5,595.46
300	9635	WH G VOLLEYBALL	16,930.06	.00	16,330.07	407.30	20,356.84	12,903.29
300	9639	WH G LACROSSE	4,920.08	.00	5,628.50	.00	4,567.50	5,981.08
300	9644	WH G GOLF	3,250.23	635.00	6,330.77	125.00	1,766.79	7,814.21
300	9645	WH GYMNASTICS	159.00	.00	.00	.00	.00	159.00
300	9646	WH G TENNIS	3,097.50	.00	1,313.00	35.00	2,438.35	1,972.15
300	9653	WH CHEERLEADING	7,372.14	.00	10,627.27	1,048.42	4,496.55	13,502.86
300	9658	WH AQUATICS	3,221.11	300.00	525.00	.00	.00	3,746.11
300	9697	DISTRICT INTRAMURAL	986.49	.00	.00	.00	.00	986.49
300	9785	WOODLAND SCHOOL STORE	449.36	.00	.00	.00	.00	449.36
300	9853	WH B LACROSSE CHEER	1,640.67	.00	.00	.00	.00	1,640.67
300	9884	ELEMENTARY CHESS CLUB	668.08	.00	.00	.00	.00	668.08
300	9892	JAZZ BAND - EAST	209.97	.00	.00	.00	.00	209.97
401	9801	MOTHER TERESA FY18/19	60,543.49	.04	229,651.58	22,612.51	236,261.97	53,933.10
401	9802	INT'L ACADEMY FY18/19	52,012.04	.05	58,078.09	7,579.40	38,881.97	71,208.16
461	9018	HSTW FY18	22,212.80-	.00	22,212.80	.00	.00	.00




Processing Month: December 2018

(FINSUM)

LAKOTA LOCAL SCHOOL DISTRICT


Fnd	Sec	Description	Beginning Balance	MTD Revenues	FYTD Revenues	MTD Expenditures	FYTD Expenditures	Current Available Balance
461	9019	HSTW FY19	.00	.00	4,067.12	3,031.19	7,297.79	3,230.67-
499	9018	PARENT MENTOR FY18	4,500.82-	.00	7,113.28	.00	2,612.46	.00
499	9019	PARENT MENTOR FY19	.00	.00	5,647.69	2,379.57	9,524.81	3,877.12-
499	9118	PSYCH INTERN FY18	5,379.96-	.00	11,151.53	.00	5,771.57	.00
499	9119	PSYCH INTERN FY19	.00	.00	6,929.82	2,848.16	11,392.64	4,462.82-
499	9219	SCHOOL SAFETY FY19	.00	84,574.85	84,574.85	.00	.00	84,574.85
516	9018	IDEA-B FY18	444,505.13-	.00	915,172.29	.00	470,667.16	.00
516	9019	IDEA-B FY19	.00	.00	643,153.61	259,146.20	1,089,268.22	446,114.61-
516	9782	OHIO JAVITS PROJECT	2,146.07	.00	.00	.00	.00	2,146.07
551	9018	TITLE III FY18	37,598.49-	.00	73,642.60	.00	36,044.11	.00
551	9019	TITLE III FY19	.00	.00	.00	12,557.14	59,092.52	59,092.52-
551	9118	TITLE III IMM - FY18	1,843.26-	.00	1,843.26	.00	.00	.00
572	9016	TITLE I FY16	1,000.00	.00	.00	.00	.00	1,000.00
572	9018	TITLE I FY18	296,407.12-	.00	594,659.77	.00	262,542.99	35,709.66
572	9019	TITLE I FY18	.00	.00	331,733.47	143,787.91	580,726.85	248,993.38-
590	9018	TITLE II-A FY18	39,598.50-	.00	39,598.50	.00	35,709.66	35,709.66-
590	9019	TITLE II-A FY19	.00	.00	111,789.40	45,562.32	190,212.60	78,423.20-
599	9018	TITLE IV-A FY18	38,440.60-	.00	38,440.60	.00	.00	.00
599	9019	TITLE IV-A FY19	.00	.00	58,280.81	223.92	58,890.73	609.92-
Grand Total All Funds			123,936,978.18	9,770,895.77	113104,047.19	18,702,498.94	114785,196.25	122255,829.12
Total Invested Funds			.00					





# Financial Reports For the Month Ended 12/31/18

Lakota Local School District  
Jenni L. Logan, Treasurer  
January 28, 2019

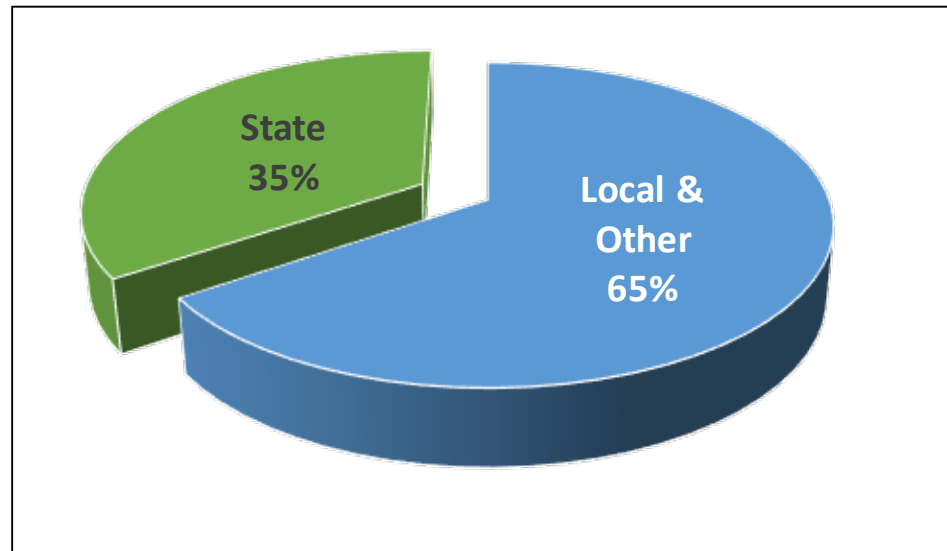


## LAKOTA LOCAL SCHOOL DISTRICT

	Actual Historical Costs				Projected Costs	
	2014-15	2015-16	2016-17	2017-18	2018-19	2019-20
BEGINNING CASH BALANCE	34,828,995	51,274,403	68,923,139	85,036,929	99,419,381	105,801,151
Tax Revenues	88,694,269	91,765,319	93,328,919	97,688,129	96,056,298	100,150,118
State Foundation	49,202,349	49,105,446	49,630,539	51,451,089	51,301,955	50,999,678
SF Stimulus Funding	143,641	159,190	163,621	141,940	141,559	142,975
Property Tax Allocation	13,147,700	12,790,014	11,234,638	10,484,541	10,344,673	10,637,410
Other Revenues & Sources	15,767,253	15,646,462	19,615,234	19,803,302	21,027,357	21,604,217
<b>TOTAL REVENUES</b>	<b>166,955,212</b>	<b>169,466,431</b>	<b>173,972,951</b>	<b>179,569,001</b>	<b>178,871,842</b>	<b>183,534,398</b>
Salaries & Wages	82,200,864	82,925,932	85,088,916	87,971,208	93,618,960	96,764,557
Employee Benefits	28,813,510	29,112,820	29,097,693	29,996,697	31,175,643	31,914,152
Purchased Services	30,985,347	30,958,101	33,685,267	36,726,498	35,592,050	36,480,271
Materials & Supplies	3,648,749	3,682,919	4,108,926	4,472,115	5,612,320	4,779,536
Capital Equipment	412,666	595,241	614,959	800,291	1,103,105	919,651
Deb Payment (Prin & Int)	1,823,075	1,659,394	1,909,528	1,784,180	1,738,402	1,733,158
Transfers/Advances Out	1,003,609	1,199,214	1,687,736	1,743,379	1,820,000	1,820,000
Other Expenditures	1,621,984	1,684,074	1,666,136	1,692,181	1,829,592	1,879,281
<b>TOTAL EXPENDITURES</b>	<b>150,509,804</b>	<b>151,817,695</b>	<b>157,859,161</b>	<b>165,186,549</b>	<b>172,490,072</b>	<b>176,290,606</b>
Spending Surplus/(Deficit)	16,445,408	17,648,736	16,113,790	14,382,452	6,381,770	7,243,792
ENDING CASH BALANCE	51,274,403	68,923,139	85,036,929	99,419,381	105,801,151	113,044,943
Outstanding Encumbrances	583,240	475,131	826,240	500,000	500,000	500,000
Available Cash Balance	50,691,163	68,448,008	84,210,689	98,919,381	105,301,151	112,544,943

## Revenue Estimate vs. YTD Totals

Revenues	Estimate	FYTD Actual	50%
Real Estate Taxes	97,688,129	41,382,999	42%
Unrestricted Grants in Aid (State Foundation)	51,451,089	26,038,077	51%
Restricted Grants in Aid	141,940	75,285	53%
Property Tax Allocation	10,484,541	5,095,893	49%
Other	19,803,302	12,921,281	65%
<b>Total</b>	<b>179,569,001</b>	<b>85,513,535</b>	<b>48%</b>



## Expenditures Projection vs. YTD Totals

Expenses	Estimate	FYTD Actual	50%
Personal Services	87,971,208	46,588,740	53%
Benefits	29,996,697	15,390,286	51%
Purchased Services	36,726,498	13,832,524	38%
Supplies	4,472,115	2,976,824	67%
Capital Outlay	800,291	377,721	47%
Principal & Interest	1,784,180	1,598,924	90%
Other	3,435,560	602,727	18%
<b>Total</b>	<b>165,186,549</b>	<b>81,367,746</b>	<b>49%</b>

## Investment Income Snapshot FYTD 2017 & 2018 vs. 2019

	FYTD	FYTD
	General Fund	All Other Funds
2018-19	1,552,982	77
2017-18	758,817	446
2016-17	436,870	81
Change from prior year	105%	-83%
Change from 2 years	255%	-5%

## General Operating Cash Balance

Balance Beginning of Year	99,355,831
Total YTD Revenues & Sources	85,513,535
Total YTD Expenditures & Uses	81,367,746
Balance as of December 31, 2018	103,501,620
YTD Spending Surplus/ (Deficit)	4,145,789

Days of Operating Cash
229



Closing Month	12
---------------	----

Revenues	Estimate	FYTD Actual	50%	
Real Estate Taxes	97,688,129	41,382,999	42%	1111, 1122
Unrestricted Grants in Aid (State Foundation)	51,451,089	26,038,077	51%	3110
Restricted Grants in Aid	141,940	75,285	53%	3219
Property Tax Allocation	10,484,541	5,095,893	49%	3131, 3132, 3135
Other	19,803,302	12,921,281	65%	
<b>Total</b>	<b>179,569,001</b>	<b>85,513,535</b>	<b>48%</b>	all except R5000

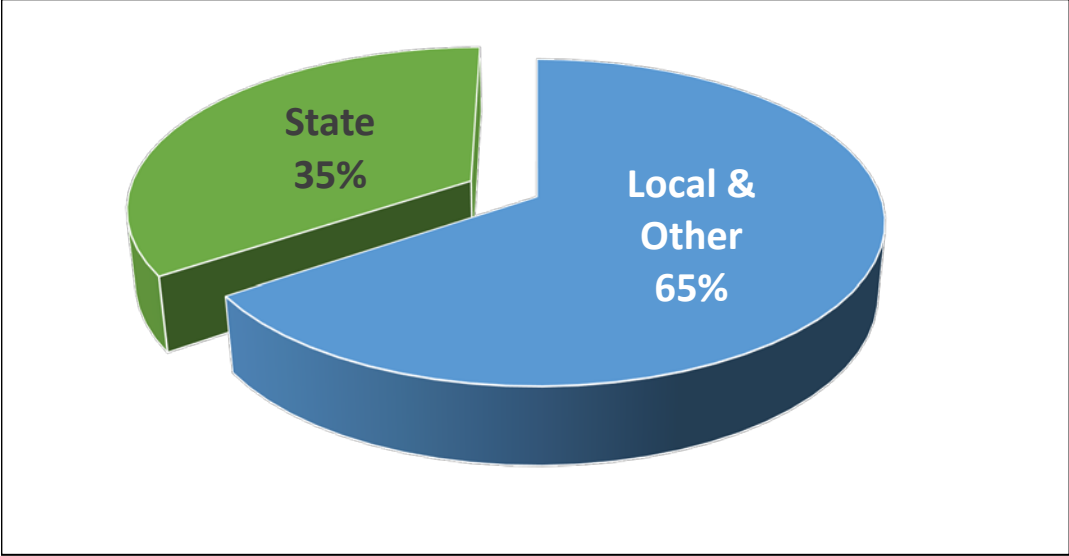
Expenses	Estimate	FYTD Actual	50%
Personal Services	87,971,208	46,588,740	53%
Benefits	29,996,697	15,390,286	51%
Purchased Services	36,726,498	13,832,524	38%
Supplies	4,472,115	2,976,824	67%
Capital Outlay	800,291	377,721	47%
Principal & Interest	1,784,180	1,598,924	90%
Other	3,435,560	602,727	18%
<b>Total</b>	<b>165,186,549</b>	<b>81,367,746</b>	<b>49%</b>

Balance Beginning of Year	99,355,831
Total YTD Revenues & Sources	85,513,535
Total YTD Expenditures & Uses	81,367,746
Balance as of December 31, 2018	103,501,620

YTD Spending Surplus/(Deficit)	4,145,789
--------------------------------	-----------

Days of Operating Cash
229

<u>Local &amp; Other</u>	<u>State</u>	<u>Total</u>
117,491,431.00	62,077,570.00	179,569,001.00
65.43%	34.57%	



	FYTD	FYTD
	General Fund	All Other Funds
2018-19	1,552,982	77
2017-18	758,817	446
2016-17	436,870	81
Change from prior year	105%	-83%
Change from 2 years	255%	-5%

## LAKOTA LOCAL SCHOOL DISTRICT

	Actual Historical Costs		
	2014-15	2015-16	2016-17
BEGINNING CASH BALANCE	34,828,995	51,274,403	68,923,139
Tax Revenues	88,694,269	91,765,319	93,328,919
State Foundation	49,202,349	49,105,446	49,630,539
SF Stimulus Funding	143,641	159,190	163,621
Property Tax Allocation	13,147,700	12,790,014	11,234,638
Other Revenues & Sources	15,767,253	15,646,462	19,615,234
<b>TOTAL REVENUES</b>	<b>166,955,212</b>	<b>169,466,431</b>	<b>173,972,951</b>
Salaries & Wages	82,200,864	82,925,932	85,088,916
Employee Benefits	28,813,510	29,112,820	29,097,693
Purchased Services	30,985,347	30,958,101	33,685,267
Materials & Supplies	3,648,749	3,682,919	4,108,926
Capital Equipment	412,666	595,241	614,959
Deb Payment (Prin & Int)	1,823,075	1,659,394	1,909,528
Transfers/Advances Out	1,003,609	1,199,214	1,687,736
Other Expenditures	1,621,984	1,684,074	1,666,136
<b>TOTAL EXPENDITURES</b>	<b>150,509,804</b>	<b>151,817,695</b>	<b>157,859,161</b>
Spending Surplus/(Deficit)	16,445,408	17,648,736	16,113,790
ENDING CASH BALANCE	51,274,403	68,923,139	85,036,929
Outstanding Encumbrances	583,240	475,131	826,240
Available Cash Balance	50,691,163	68,448,008	84,210,689

T		
	Projected Costs	
2017-18	2018-19	2019-20
85,036,929	99,419,381	105,801,151
97,688,129	96,056,298	100,150,118
51,451,089	51,301,955	50,999,678
141,940	141,559	142,975
10,484,541	10,344,673	10,637,410
19,803,302	21,027,357	21,604,217
179,569,001	178,871,842	183,534,398
87,971,208	93,618,960	96,764,557
29,996,697	31,175,643	31,914,152
36,726,498	35,592,050	36,480,271
4,472,115	5,612,320	4,779,536
800,291	1,103,105	919,651
1,784,180	1,738,402	1,733,158
1,743,379	1,820,000	1,820,000
1,692,181	1,829,592	1,879,281
165,186,549	172,490,072	176,290,606
14,382,452	6,381,770	7,243,792
99,419,381	105,801,151	113,044,943
500,000	500,000	500,000
98,919,381	105,301,151	112,544,943