




Financial
Reports
For the Month
Ended 08/31/16

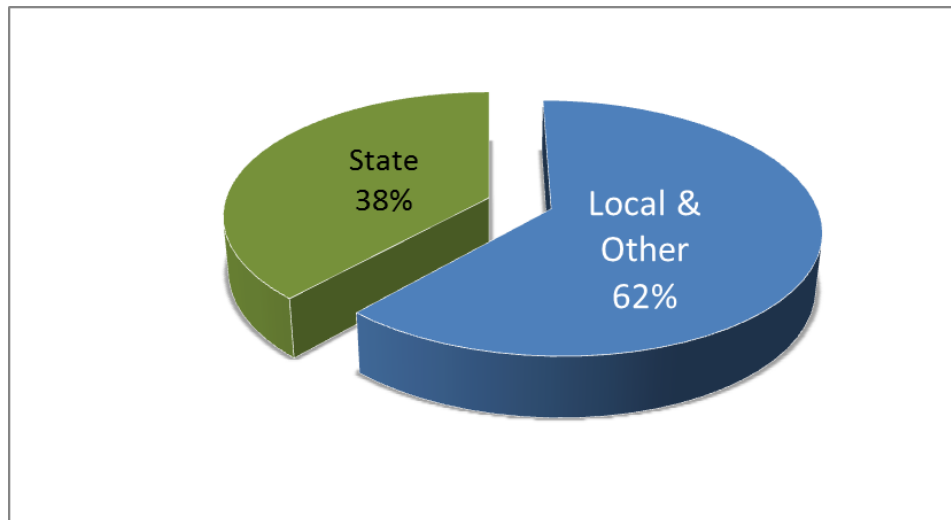
Lakota Local School District
Jenni L. Logan, Treasurer
September 26, 2016



LAKOTA LOCAL SCHOOL DISTRICT						
	History/Actual				Projection	
	2012-13	2013-14	2014-2015	2015-2016	2016-17	2017-18
BEG. CASH BALANCE	\$23,540,527	\$24,681,354	\$34,828,994	\$51,274,402	\$68,877,687	\$79,664,535
Tax Revenues	\$77,650,889	\$83,366,068	\$88,694,269	\$91,765,319	\$90,461,698	\$91,308,965
State Foundation	\$41,211,400	\$45,016,969	\$49,202,349	\$49,105,446	\$50,081,852	\$48,935,427
SF SF Stimulus Funding	\$415,102	\$118,514	\$143,641	\$159,190	\$175,713	\$177,470
Property Tax Allocation	\$12,720,414	\$12,980,412	\$13,147,700	\$12,790,014	\$10,162,975	\$10,247,819
Other Revenues & Sources	\$13,950,121	\$14,510,899	\$15,767,253	\$15,646,462	\$15,583,719	\$16,362,191
TOTAL REVENUES	\$145,947,926	\$155,992,862	\$166,955,212	\$169,466,431	\$166,465,958	\$167,031,872
Salaries & Wages	\$80,549,978	\$78,926,375	\$82,200,864	\$82,925,932	\$85,049,212	\$86,920,295
Employee Benefits	\$26,026,152	\$26,285,563	\$28,813,510	\$29,112,820	\$28,994,573	\$30,236,971
Purchased Services	\$25,923,474	\$29,037,566	\$30,985,347	\$30,958,101	\$32,664,289	\$33,753,892
Mtls. & Supplies	\$3,568,759	\$4,102,696	\$3,648,749	\$3,682,919	\$3,841,319	\$3,898,939
Capitla Equipment	\$3,494,902	\$3,305,081	\$412,666	\$593,469	\$521,462	\$529,284
Debt Payment (Prin & Int)	\$1,824,514	\$1,832,374	\$1,823,075	\$1,659,394	\$1,825,601	\$1,825,601
Transfers/Advances Out	\$1,494,595	\$711,392	\$1,003,609	\$1,246,437	\$1,141,000	\$1,141,000
Other Expenditures	\$1,924,725	\$1,644,175	\$1,621,984	\$1,684,074	\$1,641,654	\$1,666,279
TOTAL EXPENDITURES	\$144,807,099	\$145,845,222	\$150,509,804	\$151,863,146	\$155,679,110	\$159,972,261
Spending Surpuls (Deficit)	\$1,140,827	\$10,147,640	\$16,445,408	\$17,603,285	\$10,786,848	\$7,059,610
ENDING CASH BALANCE	\$24,681,354	\$34,828,994	\$51,274,402	\$68,877,687	\$79,664,535	\$86,724,145
Estimated Encumbrances	\$1,303,565	\$1,338,468	\$583,240	\$475,131	\$1,175,000	\$1,175,000
Available Cash Balance	\$23,377,789	\$33,490,526	\$50,691,162	\$68,402,556	\$78,489,535	\$85,549,145

Revenue Estimate vs. YTD Totals

Revenues:	Estimate	FYTD Actual	17%
Real Estate Taxes	\$ 90,461,698	\$ 32,685,847	36%
Unrestricted Grants in Aid (State Foundation)	\$ 50,081,852	\$ 8,440,950	17%
Restricted Grants in Aid	\$ 175,713	\$ 29,507	17%
Property Tax Allocation	\$ 10,162,975	\$ -	0%
Other	\$ 15,583,719	\$ 1,028,825	7%
Total	\$ 166,465,958	\$ 42,185,129	25%



Expenditures

Projection vs. YTD Totals

Expenses:	Estimate	FYTD Actual	17%
Personal Services	\$ 85,049,212	\$ 13,634,217	16%
Benefits	\$ 28,994,573	\$ 4,769,442	16%
Purchased Services	\$ 32,664,289	\$ 4,138,582	13%
Supplies & Materials	\$ 3,841,319	\$ 1,366,771	36%
Capital Outlay	\$ 521,462	\$ 108,437	21%
Principal & Interest	\$ 1,825,601	\$ -	0%
Other	\$ 2,782,654	\$ 164,369	6%
Total	\$ 155,679,110	\$ 24,181,818	16%

Investment Income Snapshot August 2015 & 2016 vs. 2017

	General Fund	All Other Funds
2016-17	\$ 80,572.11	\$ 22.59
2015-16	\$ 58,666.28	\$ 62.05
2014-15	\$ 20,704.90	\$ 132.31
Change from prior year:	37%	-64%
Change from 2 years:	289%	-83%

General Operating Cash Balance

Balance Beginning of Year	\$ 68,877,686
Total YTD Revenues & Sources	\$ 42,185,129
Total YTD Expenditures & Uses	\$ 24,181,818
Balance, August 31, 2016	\$ 86,880,997

YTD Spending Surplus (Deficit)	\$ 18,003,311
--------------------------------	---------------

Days of Operating
Cash

201

Change
% of year

Revenues:	Estimate	FYTD Actual	17%
Real Estate Taxes	\$ 90,461,698	\$ 32,685,847	36%
Unrestricted Grants in Aid (State Foundation)	\$ 50,081,852	\$ 8,440,950	17%
Restricted Grants in Aid	\$ 175,713	\$ 29,507	17%
Property Tax Allocation	\$ 10,162,975	\$ -	0%
Other	\$ 15,583,719	\$ 1,028,825	7%
Total	\$ 166,465,958	\$ 42,185,129	25%

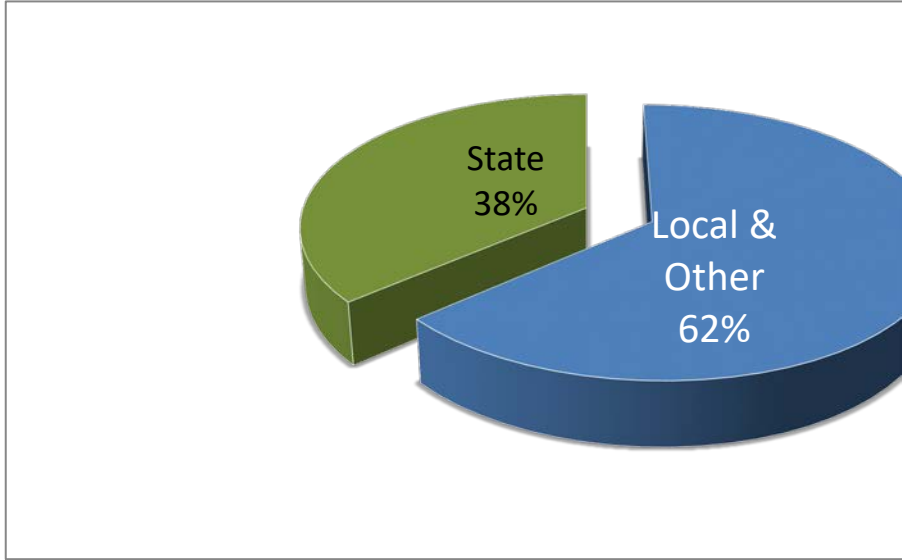
Expenses:	Estimate	FYTD Actual	17%
Personal Services	\$ 85,049,212	\$ 13,634,217	16%
Benefits	\$ 28,994,573	\$ 4,769,442	16%
Purchased Services	\$ 32,664,289	\$ 4,138,582	13%
Supplies & Materials	\$ 3,841,319	\$ 1,366,771	36%
Capital Outlay	\$ 521,462	\$ 108,437	21%
Principal & Interest	\$ 1,825,601	\$ -	0%
Other	\$ 2,782,654	\$ 164,369	6%
Total	\$ 155,679,110	\$ 24,181,818	16%

Balance Beginning of Year	\$ 68,877,686	
Total YTD Revenues & Sources	\$ 42,185,129	
Total YTD Expenditures & Uses	\$ 24,181,818	
Balance, August 31, 2016	\$ 86,880,997	<<= change date!! & YEAR!!

YTD Spending Surplus (Deficit)	\$ 18,003,311
--------------------------------	---------------

Days of Operating Cash
201

	Local & Other	State	
1111, 1122	\$ 106,045,417	\$ 60,420,540	\$ 166,465,957
3110	0.637039662		36%
3219			
3131, 3132, 3135			
all except R5000			





	General Fund	All Other Funds
2016-17	\$ 80,572.11	\$ 22.59
2015-16	\$ 58,666.28	\$ 62.05
2014-15	\$ 20,704.90	\$ 132.31
Change from prior year:	37%	-64%
Change from 2 years:	289%	-83%

LAKOTA LOCAL SCHOOL DISTRICT				
	History/Actual			
	2012-13	2013-14	2014-2015	2015-2016
BEG. CASH BALANCE	\$23,540,527	\$24,681,354	\$34,828,994	\$51,274,402
Tax Revenues	\$77,650,889	\$83,366,068	\$88,694,269	\$91,765,319
State Foundation	\$41,211,400	\$45,016,969	\$49,202,349	\$49,105,446
SF SF Stimulus Funding	\$415,102	\$118,514	\$143,641	\$159,190
Property Tax Allocation	\$12,720,414	\$12,980,412	\$13,147,700	\$12,790,014
Other Revenues & Sources	\$13,950,121	\$14,510,899	\$15,767,253	\$15,646,462
TOTAL REVENUES	\$145,947,926	\$155,992,862	\$166,955,212	\$169,466,431
Salaries & Wages	\$80,549,978	\$78,926,375	\$82,200,864	\$82,925,932
Employee Benefits	\$26,026,152	\$26,285,563	\$28,813,510	\$29,112,820
Purchased Services	\$25,923,474	\$29,037,566	\$30,985,347	\$30,958,101
Mtls. & Supplies	\$3,568,759	\$4,102,696	\$3,648,749	\$3,682,919
Capitall Equipment	\$3,494,902	\$3,305,081	\$412,666	\$593,469
Debt Payment (Prin & Int)	\$1,824,514	\$1,832,374	\$1,823,075	\$1,659,394
Transfers/Advances Out	\$1,494,595	\$711,392	\$1,003,609	\$1,246,437
Other Expenditures	\$1,924,725	\$1,644,175	\$1,621,984	\$1,684,074
TOTAL EXPENDITURES	\$144,807,099	\$145,845,222	\$150,509,804	\$151,863,146
Spending Surpuls (Deficit)	\$1,140,827	\$10,147,640	\$16,445,408	\$17,603,285
ENDING CASH BALANCE	\$24,681,354	\$34,828,994	\$51,274,402	\$68,877,687
Estimated Encumbrances	\$1,303,565	\$1,338,468	\$583,240	\$475,131
Available Cash Balance	\$23,377,789	\$33,490,526	\$50,691,162	\$68,402,556

Projection	
2016-17	2017-18
\$68,877,687	\$79,664,535
\$90,461,698	\$91,308,965
\$50,081,852	\$48,935,427
\$175,713	\$177,470
\$10,162,975	\$10,247,819
\$15,583,719	\$16,362,191
\$166,465,958	\$167,031,872
\$85,049,212	\$86,920,295
\$28,994,573	\$30,236,971
\$32,664,289	\$33,753,892
\$3,841,319	\$3,898,939
\$521,462	\$529,284
\$1,825,601	\$1,825,601
\$1,141,000	\$1,141,000
\$1,641,654	\$1,666,279
\$155,679,110	\$159,972,261
\$10,786,848	\$7,059,610
\$79,664,535	\$86,724,145
\$1,175,000	\$1,175,000
\$78,489,535	\$85,549,145

Processing Month: September 2016

(FINSUM)

LAKOTA LOCAL SCHOOL DISTRICT

Fnd	Sc	Description	Beginning Balance	MTD Revenues	FYTD Revenues	MTD Expenditures	FYTD Expenditures	Current Available Balance
001	0000	GENERAL FUND-OPERATING	68,514,145.68	9,992,508.89	52,176,897.94	4,720,188.18	28,744,615.12	91,946,428.50
001	9015	GENERAL FUND-MODERNIZATIO	100,029.34	.00	.00	20,639.91	178,031.78	78,002.44-
001	9370	STADIUM RENOVATIONS	13,123.50	.00	.00	.00	.00	13,123.50
002	0000	BOND RETIREMENT-GO	10,727,849.72	4,463,883.89	4,463,883.89	21,298.52	21,673.52	15,170,060.09
002	9001	BOND RETIREMENT-LIMIT TAX	136,011.67	1,400,000.00	1,400,000.00	.00	.00	1,536,011.67
002	9370	STADIUM RENOVATIONS	114,375.71	50,000.00	50,740.00	.00	.00	165,115.71
003	0000	PERM IMPROVE-NOV 2013 (R/	6,111,791.53	2,416,716.46	2,416,716.46	36,520.70	435,085.99	8,093,422.00
003	9010	HB264 FY2011	.10	.00	.00	.00	.00	.10
003	9014	PERM IMPROVE-NOV 2013 (Bo	3,912,416.44	.00	.00	810,921.62	1,698,924.75	2,213,491.69
006	0000	FOOD SERVICE	863,110.77	217,413.25	706,560.86	322,360.44	1,014,446.70	555,224.93
007	9097	JEFFERY PRICE SCHOLARSHIP	263.91	.00	.00	.00	.00	263.91
007	9200	UNCLAIMED FUNDS	154,839.93	.00	2.79	.00	.00	154,842.72
007	9300	JOE NUXHALL SCHOLARSHIP	1,000.00	.00	.00	.00	.00	1,000.00
007	9301	BRAD ADKINS SCHOLARSHIP	479.52	.00	.01	.00	.00	479.53
007	9400	PROCTOR & GAMBLE DONATION	16,473.60	.00	.23	.00	4,000.00	12,473.83
007	9680	YELLOW RIBBON SCHOLARSHIP	250.00	.00	.00	.00	.00	250.00
007	9692	DAIVD THIEL SCHOLARSHIP	154.21	.00	.00	.00	.00	154.21
007	9740	OVERCOMING OBSTACLES	2,621.21	.00	.05	.00	.00	2,621.26
007	9980	YOU HAVE IT IN YOU SCHOLA	.00	.00	.00	.00	1,000.00-	1,000.00
009	0000	STD FEES-DISTRICT	293,966.98	.00	.00	19,688.80	39,067.60	254,899.38
009	9110	STD FEES-ADENA	.00	660.00	7,500.00	3,166.09	5,394.60	2,105.40
009	9120	STD FEES-HOPEWELL	.00	1,125.00	6,440.00	2,904.01	4,786.19	1,653.81
009	9130	STD FEES-LIBERTY	.00	840.00	6,320.00	5,894.82	7,901.27	1,581.27-
009	9140	STD FEES-UNION	.00	877.50	5,637.50	4,054.70	6,359.13	721.63-
009	9141	STD FEES-FREEDOM	.00	740.00	4,505.00	4,182.46	4,668.72	163.72-
009	9142	STD FEES-WOODLAND	.00	715.00	4,360.00	3,011.50	5,315.41	955.41-
009	9143	STD FEES-SHAWNEE	.00	970.00	7,200.00	325.23	842.47	6,357.53
009	9144	STD FEES-HERITAGE	.00	1,635.00	6,263.75	5,189.75	6,850.37	586.62-
009	9145	STD FEES-CHEROKEE	.00	1,464.00	7,839.00	4,019.31	6,702.82	1,136.18
009	9146	STD FEES-INDEPENDENCE	.00	1,299.00	8,854.00	2,070.67	2,244.60	6,609.40
009	9147	STD FEES-CREEKSIDE ECS	.00	1,295.00	7,927.50	4,646.14	9,595.12	1,667.62-
009	9150	STD FEES-HOPEWELL JR	.00	7,022.75	7,427.15	652.80	5,578.34	1,848.81
009	9160	STD FEES-LIBERTY JR	220.55	6,474.20	6,789.95	6,906.20	10,006.60	2,996.10-
009	9161	STD FEES-RIDGE JR	225.40	3,431.25	3,768.80	2,525.80	5,901.20	1,907.00-
009	9169	STD FEES-EAST HIGH	.00	42,532.00	56,295.11	34,609.87	79,351.97	23,056.86-
009	9170	STD FEES-WEST HIGH	569.99	34,864.40	44,791.20	26,912.14	72,716.79	27,355.60-
009	9475	STD FEES-VanGORDEN	58.36	1,229.00	9,084.00	4,953.97	9,921.75	779.39-
009	9503	STD FEES-PLAINS JR	.00	7,982.88	8,661.08	4,735.56	4,735.56	3,925.52
009	9536	STD FEES-SCHOOL OWNED INS	6,718.85	.00	.00	.00	.00	6,718.85
009	9720	STD FEES-ENDEAVOR	.00	1,200.00	7,920.00	5,122.70	5,122.70	2,797.30
009	9721	STD FEES-WYANDOT ECS	.00	1,085.00	11,683.75	.00	5,901.75	5,782.00
012	0000	ADULT EDUCATION	3,510.00	.00	.00	.00	.00	3,510.00
014	9522	SUMMER SCHOOL-SECONDARY	146,125.17	.00	260.00-	280.70	44,801.92	101,063.25
018	9000	CENTRAL OFFICE	22,094.74	.00	60.00-	50.00	410.00	21,624.74
018	9001	SOCIAL FUND-CENTRAL OFFIC	1,281.71	68.29	198.45	167.53	295.03	1,185.13
018	9110	SUPPORT-ADENA	29,188.99	12,532.92	12,532.92	.00	630.47	41,091.44

Processing Month: September 2016

(FINSUM)

LAKOTA LOCAL SCHOOL DISTRICT

Fnd	Sc	Description	Beginning Balance	MTD Revenues	FYTD Revenues	MTD Expenditures	FYTD Expenditures	Current Available Balance
018	9120	SUPPORT-HOPEWELL	74,817.78	2,762.91	2,762.91	.00	1,941.90	75,638.79
018	9130	SUPPORT-LIBERTY	9,036.73	130.82	293.67	150.34	1,887.28	7,443.12
018	9138	LOST BOOKS - UNION	210.31	.00	.00	.00	.00	210.31
018	9140	SUPPORT-UNION	19,475.47	.00	95.00-	706.72	2,609.38	16,771.09
018	9141	SUPPORT-FREEDOM	19,480.55	64.16	310.69	175.80	175.80	19,615.44
018	9142	SUPPORT-WOODLAND	15,982.68	1,030.83	3,144.94	171.61	901.88	18,225.74
018	9143	SUPPORT-SHAWNEE	27,647.75	.00	17.20	.00	.00	27,664.95
018	9144	SUPPORT-HERITAGE	24,652.98	6,802.55	11,936.93	.00	313.73	36,276.18
018	9145	SUPPORT-CHEROKEE	49,972.55	3,012.48	3,095.81	1,865.07	4,072.88	48,995.48
018	9146	SUPPORT-INDEPENDENCE	2,768.10	238.75	340.10	1,002.14	1,895.48	1,212.72
018	9147	SUPPORT-CREEKSIDE	25,063.31	59.16	5,933.73	607.42	13,143.81	17,853.23
018	9150	SUPPORT-HOPEWELL JR	14,084.85	68.33	230.08	222.14	5,786.21	8,528.72
018	9160	SUPPORT-LIBERTY JR	17,204.22	197.93	2,280.41	282.44	828.97	18,655.66
018	9161	SUPPORT-RIDGE JR	1,034.03	6,202.00	6,280.76	163.13	3,032.60	4,282.19
018	9169	SUPPORT-EAST HIGH	40,524.75	160.00	426.81	640.30	9,750.48	31,201.08
018	9170	SUPPORT-WEST HIGH	35,318.04	281.45	781.23	465.00	1,002.06	35,097.21
018	9173	LOST BOOKS-WEST HIGH	16,618.98	52.55-	333.71	4,380.00	4,882.82	12,069.87
018	9174	LOST BOOKS-EAST HIGH	4,291.69	191.95	470.97	2,410.00	2,410.00	2,352.66
018	9176	LOST BOOKS-LIBERTY JR	1,881.61	.00	28.99	.00	.00	1,910.60
018	9177	LOST BOOKS-RIDGE JR	1,143.96	9.00	30.56	.00	.00	1,174.52
018	9178	LOST BOOKS-HERITAGE	2,113.86	.00	.00	.00	.00	2,113.86
018	9179	LOST BOOKS-INDEPENDENCE	773.62	5.95	5.95	.00	.00	779.57
018	9434	LOST BOOKS-WOODLAND	144.96	7.99	7.99	.00	.00	152.95
018	9435	LOST BOOKS-HOPEWELL JR	2,606.60	12.36	12.36	.00	.00	2,618.96
018	9436	LOST BOOKS-LIBERTY	150.09	.00	.00	.00	.00	150.09
018	9437	LOST BOOKS-HOPEWELL	240.97	.00	1.00	.00	.00	241.97
018	9447	LOST BOOKS-CREEKSIDE	1,284.10	18.06	22.06	.00	.00	1,306.16
018	9458	LOST BOOKS-CHEROKEE	3,255.28	.00	.00	.00	.00	3,255.28
018	9464	LOST BOOKS-ADENA	1,407.51	33.99	53.64	.00	.00	1,461.15
018	9465	LOST BOOKS-FREEDOM	275.03	10.00	37.89-	.00	.00	237.14
018	9475	SUPPORT-VANGORDEN	67,644.46	940.92	1,900.67	87.36	268.03	69,277.10
018	9476	LOST BOOKS-VANGORDEN	1,095.84	12.74	22.74	.00	.00	1,118.58
018	9489	LOST BOOKS-SHAWNEE	206.42	.00	.00	.00	.00	206.42
018	9503	SUPPORT-PLAINS JR	24,731.29	30.00	49.04-	46.99	199.10	24,483.15
018	9507	LOST BOOKS-PLAINS JR	5,525.62	.00	82.99	.00	.00	5,608.61
018	9529	DISTRICT FINGERPRINTING	9,499.50	3,145.00	11,220.50	4,284.00	8,810.00	11,910.00
018	9567	GIFTED DEPARTMENT	1,427.64	.00	.00	.00	.00	1,427.64
018	9615	PROFESSIONAL DEVELOPMENT	54,498.03	.00	.00	.00	3,240.87	51,257.16
018	9624	SOCIAL FUND-SERVICE CTR	11,288.61	268.61	438.67	310.47	856.98	10,870.30
018	9720	SUPPORT-ENDEAVOR	31,283.40	9,194.00	9,194.00	550.50	5,930.13	34,547.27
018	9721	SUPPORT-WYANDOT	14,904.73	.00	5,101.65	359.59	2,493.58	17,512.80
018	9786	SOCIAL FUND-LIBERTY JR	637.89	.00	.00	.00	.00	637.89
018	9787	INTOUCH-WEST HIGH	2,507.60	80.00	370.00	146.62	146.62	2,730.98
018	9788	SOCIAL FUND-CHEROKEE	112.05	3,450.00	3,450.00	.00	.00	3,562.05
018	9789	SOCIAL FUND-ENDEAVOR	.01	.00	.00	.00	.00	.01
018	9792	SOCIAL FUND-HERITAGE	278.76	.00	.00	.00	.00	278.76

Processing Month: September 2016

(FINSUM)

LAKOTA LOCAL SCHOOL DISTRICT

Fnd	Sec	Description	Beginning Balance	MTD Revenues	FYTD Revenues	MTD Expenditures	FYTD Expenditures	Current Available Balance
018	9795	SOCIAL FUND-LIBERTY	17.26	.00	.00	.00	.00	17.26
018	9797	SOCIAL FUND-ADENA	5.87	.00	.00	.00	.00	5.87
018	9805	LOST BOOKS-WYANDOT	3,352.40	.00	.00	.00	.00	3,352.40
018	9812	SOICAL FUND-EAST HIGH	1,242.28	500.00	1,340.00	.00	.00	2,582.28
018	9813	SOCIAL FUND-HOPEWELL	25.58	.00	.00	.00	.00	25.58
018	9823	SOCIAL FUND-WOODLAND	240.15	.00	.00	35.93	35.93	204.22
018	9834	SOCIAL FUND-EAST FRESHMAN	749.09	150.00	640.00	16.00	16.00	1,373.09
018	9839	WE CARE LAKOTA	35.18	.00	.00	.00	.00	35.18
018	9875	SOCIAL FUND-VANGORDEN	1.32	.00	.00	.00	.00	1.32
018	9895	SOCIAL FUND-SPECIAL SERV	1,845.71	57.08	57.08	.00	.00	1,902.79
018	9909	ENRICHMENT GROUP GIFTED	2,232.58	.00	.00	.00	.00	2,232.58
018	9918	BAND INSTRUMENT RENTAL	54,492.78	7,101.50	7,721.50	4,300.64	6,972.16	55,242.12
018	9920	AP EXAMS	23,748.13	.00	.00	653.87	653.87	23,094.26
018	9921	APEX ONLINE LEARNING	3,579.95	250.00	2,850.00	.00	.00	6,429.95
018	9927	DUAL CREDIT CLASSES	8,657.25	.00	.00	.00	.00	8,657.25
018	9947	SOCIAL FUND-FREEDOM	6.09	.00	.00	.00	.00	6.09
018	9967	SOCIAL FUND-PLAINS JR	.21	.00	.00	.00	.00	.21
018	9968	SOCIAL FUND-SHAWNEE	437.16	.00	.00	.00	.00	437.16
018	9969	SOCIAL FUND-CREEKSIDE	85.53	.00	.00	.00	.00	85.53
018	9970	SOCIAL FUND - WYANDOT	.00	660.00	660.00	196.11	196.11	463.89
018	9973	LOST BOOKS-ENDEAVOR	14.76	.00	.00	.00	.00	14.76
018	9975	district returned checks	6.44	.00	.00	.00	.00	6.44
019	9102	NEEDIEST KIDS OF ALL	5,569.85	.00	5,850.00	642.77	642.77	10,777.08
019	9132	ACT PREP - WH	251.04	.00	.00	.00	.00	251.04
019	9133	ACT PREP - EH	3.90	.00	.00	.00	.00	3.90
019	9400	WELLNESS	1,184.06	6,966.39	6,966.39	277.18	1,590.53	6,559.92
019	9403	STUDENT TEACHERS - FY14	199.77	.00	.00	.00	.00	199.77
019	9404	PLAINS EXTRA PROGRAM - FY	410.34	.00	.00	.00	.00	410.34
019	9407	Shamrock Shuffle - Union	701.10	.00	.00	.00	.00	701.10
019	9488	STEM GRANT	1,003.18	.00	.00	.00	.00	1,003.18
019	9503	STUDENT TEACHERS - FY15	558.40	.00	.00	.00	.00	558.40
019	9505	Reaching All Learners - U	1,300.02	.00	.00	.00	.00	1,300.02
019	9509	GE Star Award - West High	172.54	.00	.00	.00	.00	172.54
019	9511	GE STAR AWARD - WEST HIGH	500.00	.00	.00	.00	.00	500.00
019	9512	OHIO ACADEMY OF SCIENCE	52.41	.00	.00	.00	.00	52.41
019	9601	FY16 - BUTLER TECH	5,370.62	.00	1,562.00	50.42	1,591.54	5,341.08
019	9603	STUDENT TEACHERS - FY16	966.65	.00	.00	.00	496.17	470.48
019	9604	GE STAR - HUME	500.00	.00	.00	.00	.00	500.00
019	9605	GE STAR - ALEXANDER	6.52	.00	.00	.00	.00	6.52
019	9606	GE STAR - DEAK	69.94	.00	.00	.00	.00	69.94
019	9609	STUDENT TREASURES - RIEHL	1,000.00	.00	.00	.00	154.70	845.30
019	9611	PJS- TARGET FIELD TRIP SC	53.55	.00	.00	.00	.00	53.55
019	9613	CE - HOMEWORK CLUB	753.94	.00	.00	.00	.00	753.94
019	9616	PJS - LAKOTA'S GOT TALENT	1,011.25	.00	.00	.00	.00	1,011.25
019	9618	HE - SHAMROCK SHUFFLE	33.30	.00	.00	.00	.00	33.30
019	9619	SS - CO-TEACHING COLLABOR	1,321.00	.00	.00	.00	.00	1,321.00

Processing Month: September 2016

(FINSUM)

LAKOTA LOCAL SCHOOL DISTRICT

Fnd	Sec	Description	Beginning Balance	MTD Revenues	FYTD Revenues	MTD Expenditures	FYTD Expenditures	Current Available Balance
019	9620	EH - FIGHTING WITH FOOD M	300.00	.00	.00	.00	.00	300.00
019	9621	WH EDUC EXCELLENCE KORNAU	.00	.00	2,000.00	.00	378.75	1,621.25
019	9701	TAKING ROOT, EH FOLTA	.00	.00	2,000.00	.00	.00	2,000.00
019	9758	P&G MATH & SCIENCE AWARD	2,482.01	.00	.00	.00	.00	2,482.01
019	9873	P&G MATH&SCIENCE AWARD09	2,667.58	.00	.00	.00	.00	2,667.58
019	9971	Making Middle Grades Work	3,488.09	.00	.00	.00	685.64	2,802.45
019	9975	FUEL UP TO PLAY-C. GARLAN	1,900.99	.00	.00	.00	.00	1,900.99
019	9979	BATELLE FOR KIDS OTHER TR	.00	.00	.00	.00	240.00-	240.00
019	9991	Ohio Conservation Project	2,500.00	.00	.00	.00	.00	2,500.00
022	9025	MEDICAL INSURANCE - BCHP	182,833.20	172.02	2,819,406.04	1,490,364.57	4,363,263.34	1,361,024.10-
022	9026	LIFE INSURANCE	56,145.52	.00	17,795.17	9,382.20	27,676.85	46,263.84
022	9027	DENTAL INSURANCE - BCHP	124,204.50	13.48	239,429.04	.00	369,354.38	5,720.84-
022	9200	LEA TEACHER DEVELOPMENT	3,605.45	.00	.00	.00	.00	3,605.45
022	9201	LEA TUITION REIMBURSEMENT	.51	.00	.00	.00	.00	.51
022	9202	ADMINISTRATOR'S TUITION	14,875.55	.00	.00	.00	.00	14,875.55
022	9203	LSSA PD/TUITION/CERTIFICA	109,801.70	.00	.00	175.00	395.00	109,406.70
022	9205	ADMINISTRATOR'S PROF DEV	62,745.16	.00	.00	225.00	6,819.86	55,925.30
022	9691	ATHLETICS - EAST	32,646.80	.00	.00	.00	100.00	32,546.80
022	9698	ATHLETICS - WEST	25,766.63-	.00	.00	.00	.00	25,766.63-
027	0000	WORKERS' COMPENSATION SEL	1,532,918.33	.00	352.28	43,809.70	75,732.90	1,457,537.71
031	0000	UNDERGROUND STORAGE TANK	8,000.00	.00	.00	.00	.00	8,000.00
200	9015	CLASS OF 2016 - WEST HIGH	1,609.96	.00	.00	.00	.00	1,609.96
200	9108	DRAMA CLUB - RIDGE JR.	5,416.23	1,800.00	2,500.00	.00	.00	7,916.23
200	9115	CLASS OF 2016 - EAST HIGH	22,199.98	.00	.00	.00	.00	22,199.98
200	9120	STUDENT COUNCIL - HOPEWEL	885.49	.00	.00	.00	.00	885.49
200	9140	STUDENT COUNCIL - UNION	252.79	.00	.00	.00	.00	252.79
200	9141	STUDENT COUNCIL - FREEDOM	1,114.59	.00	.00	.00	.00	1,114.59
200	9142	STUDENT COUNCIL - WOODLAN	71.62	.00	.00	.00	.00	71.62
200	9144	STUDENT COUNCIL - HERITAG	128.02	.00	.00	.00	.00	128.02
200	9145	STUDENT COUNCIL - CHEROKE	3,589.92	.00	.00	.00	.00	3,589.92
200	9146	STUDENT COUNCIL - INDY "T	565.42	.00	.00	.00	.00	565.42
200	9210	STUDENT COUNCIL - ADENA	2,019.03	.00	.00	.00	.00	2,019.03
200	9220	STUDENT COUNCIL - CREEKSI	4.51	.00	.00	.00	.00	4.51
200	9230	STUDENT COUNCIL - LIBERTY	27.30	.00	.00	.00	.00	27.30
200	9241	STUDENT COUNCIL - RIDGE J	1,576.95	.00	.00	.00	.00	1,576.95
200	9242	YEARBOOK - RIDGE JR.	4,372.57	.00	.00	.00	.00	4,372.57
200	9244	SCIENCE CLUB - RIDGE JR.	.00	100.00	100.00	.00	.00	100.00
200	9253	DRAMA CLUB - HOPEWELL JR.	660.97	1,800.00	1,800.00	284.50	284.50	2,176.47
200	9254	STUDENT COUNCIL - HOPEWEL	2,219.99	.00	.00	.00	.00	2,219.99
200	9255	YEARBOOK - HOPEWELL JR.	493.90-	.00	.00	.00	.00	493.90-
200	9256	STUDENT LITERARY-HOPEWELL	3,762.44	.00	.00	.00	.00	3,762.44
200	9262	NEWSPAPER-LIBERTY JR	171.08	.00	.00	.00	.00	171.08
200	9263	DRAMA CLUB-LIBERTY JR	957.69	.00	.00	.00	.00	957.69
200	9264	STUDENT COUNCIL-LIBERTY J	2,589.97	.00	.00	.00	.00	2,589.97
200	9265	YEARBOOK-LIBERTY JR	6,999.92	.00	.00	.00	.00	6,999.92
200	9268	NO TEAM-LIBERTY JR	85.07	.00	.00	.00	.00	85.07

Processing Month: September 2016

(FINSUM)

LAKOTA LOCAL SCHOOL DISTRICT

Fnd	Sec	Description	Beginning Balance	MTD Revenues	FYTD Revenues	MTD Expenditures	FYTD Expenditures	Current Available Balance
200	9276	DECA-WEST	1.00	.00	.00	.00	.00	1.00
200	9277	DRAMA-WEST	13,234.01	.00	.00	.00	685.00	12,549.01
200	9279	FRENCH CLUB-WEST	232.53	1,920.00	2,000.00	.00	.00	2,232.53
200	9281	FHA-WEST	45.70	.00	.00	.00	.00	45.70
200	9282	GERMAN CLUB-WEST	340.00	.00	.00	.00	.00	340.00
200	9283	MULTICULTURAL CLUB-WEST	500.82	.00	.00	.00	.00	500.82
200	9287	NATIONAL ART HONOR-WEST	2,395.00	.00	.00	.00	.00	2,395.00
200	9289	NATIONAL HONOR SOC-WEST	9,489.90	35.00	70.00	233.70	1,003.70	8,556.20
200	9293	SPANISH CLUB-WEST	2,710.06	1,315.00	1,315.00	99.77	415.27	3,609.79
200	9294	STUDENT COUNCIL-WEST	31,867.82	20,951.00	20,951.00	5,334.14	5,447.44	47,371.38
200	9296	YEARBOOK-WEST	739.31	.00	.00	.00	.00	739.31
200	9315	DRAMA-EAST	14,885.37	2,060.00	2,060.00	993.87	9,911.53	7,033.84
200	9316	FRENCH CLUB-EAST	167.86	.00	.00	.00	.00	167.86
200	9318	GERMAN CLUB-EAST	30.52	.00	.00	.00	.00	30.52
200	9319	JOURNALISM-EAST	4,455.57	6,190.00	6,930.00	.00	135.00	11,250.57
200	9322	LATIN CLUB-EAST	707.53	240.00	240.00	185.38	310.38	637.15
200	9323	MU ALPHA THETA-EAST	4,436.66	.00	.00	.00	.00	4,436.66
200	9325	ART CLUB - EAST	1,187.55	.00	.00	.00	.00	1,187.55
200	9326	NATIONAL HONOR SOC-EAST	4,140.52	.00	200.00	200.00	2,200.00	2,140.52
200	9328	STUDENT COUNCIL-EAST	2,688.11	.00	.00	.00	.00	2,688.11
200	9332	YEARBOOK-EAST	6,722.24	65.00-	65.00-	.00	.00	6,657.24
200	9333	SPANISH CLUB-EAST	148.38	.00	.00	.00	.00	148.38
200	9335	JUNIOR STATESMAN-EAST	757.60	.00	.00	.00	.00	757.60
200	9456	INFERNO CLUB - WEST HIGH	246.90	.00	.00	.00	.00	246.90
200	9475	STUDENT COUNCIL - VANGORD	2,593.40	.00	.00	.00	.00	2,593.40
200	9485	FIRST ROBOTICS	3,642.81	.00	.00	.00	.00	3,642.81
200	9511	HONOR SOCIETY LIBERTY JR	5,043.32	.00	.00	.00	.00	5,043.32
200	9568	HONOR SOCIETY-HOPEWELL JR	1,431.00	.00	.00	.00	.00	1,431.00
200	9581	TECH CREW CLUB - PLAINS J	1,952.31	.00	.00	.00	.00	1,952.31
200	9582	DRAMA CLUB PLAINS JR	1,100.72	.00	.00	.00	.00	1,100.72
200	9583	STUDENT COUNCIL-PLAINS JR	1,410.46	.00	.00	.00	.00	1,410.46
200	9584	YEARBOOK PLAINS JR	1,420.83	.00	.00	.00	.00	1,420.83
200	9601	CLASS OF 2017 - WEST HIGH	1,466.69	3,410.00	3,410.00	.00	.00	4,876.69
200	9602	CLASS OF 2017 - EAST HIGH	9,574.96	10,210.00	10,210.00	7,500.00	7,500.00	12,284.96
200	9604	CLASS OF 2018 - WEST HIGH	1,092.41-	325.00	2,320.00	.00	.00	1,227.59
200	9609	JAZZ BAND - HOPEWELL JR.	2,373.45	525.00	525.00	215.60	995.60	1,902.85
200	9618	JAZZ BAND - LIBERTY JR.	1,035.38	750.00	1,875.00	.00	.00	2,910.38
200	9626	WEST HIGH - ON THE EDGE C	3,311.47	.00	.00	.00	.00	3,311.47
200	9627	ENDEAVOR ELEMENTARY BAND	4,402.82	.00	.00	.00	.00	4,402.82
200	9629	VANGORDEN ELEMENTARY BAND	5,587.28	.00	.00	.00	.00	5,587.28
200	9631	ADENA ELEMENTARY BAND	4,691.95	.00	.00	.00	.00	4,691.95
200	9632	HOPEWELL ELEMENTARY BAND	4,466.64	.00	.00	.00	.00	4,466.64
200	9634	UNION ELEMENTARY BAND	2,745.14	.00	.00	.00	.00	2,745.14
200	9635	FREEDOM ELEMENTARY BAND	4,007.68	.00	.00	.00	.00	4,007.68
200	9636	WOODLAND ELEMENTARY BAND	372.36	.00	.00	.00	.00	372.36
200	9638	HERITAGE ELEMENTARY BAND	1,373.50	.00	.00	.00	.00	1,373.50

Processing Month: September 2016

(FINSUM)

LAKOTA LOCAL SCHOOL DISTRICT

Fnd	Sec	Description	Beginning Balance	MTD Revenues	FYTD Revenues	MTD Expenditures	FYTD Expenditures	Current Available Balance
200	9639	CHEROKEE ELEMENTARY BAND	3,137.41	.00	.00	.00	.00	3,137.41
200	9640	INDEPENDENCE ELEM BAND	6,414.51	3,370.00	3,370.00	.00	.00	9,784.51
200	9657	JAZZ BAND - RIDGE JR.	520.67	375.00	375.00	114.54	114.54	781.13
200	9691	JAZZ BAND - PLAINS JR.	2,113.84	1,125.00	1,800.00	.00	.00	3,913.84
200	9704	HONOR SOCIETY RIDGE JR.	489.95	.00	.00	.00	.00	489.95
200	9720	STUDENT COUNCIL ENDEAVOR	311.34	.00	.00	.00	.00	311.34
200	9726	AFRICAN AMERICAN ACHIEVE	53.60	.00	.00	.00	.00	53.60
200	9791	PRIDE CLUB	206.50	.00	.00	.00	.00	206.50
200	9802	SCIENCE OLYMPIAD WEST	5.04	.00	.00	.00	.00	5.04
200	9829	WEST ASL CLUB	688.00	.00	.00	.00	.00	688.00
200	9830	WH CONCERT BAND	.00	7,500.00	8,750.00	11,250.00	11,250.00	2,500.00-
200	9835	MATH CLUB - RIDGE JR	.00	100.00	100.00	.00	.00	100.00
200	9837	ART CLUB - RIDGE JR.	843.00	1,450.00	1,700.00	.00	.00	2,543.00
200	9838	SPIRIT CLUB - LEHS	420.84	.00	.00	.00	.00	420.84
200	9866	ART CLUB HOPEWELL JR	1,174.43	1,050.00	1,050.00	.00	.00	2,224.43
200	9879	5TH & 6TH GR. ART CLUB	420.39	.00	.00	.00	.00	420.39
200	9882	CLUB CARDS - EAST	.00	3,850.00	9,700.00	.00	565.00	9,135.00
200	9885	MATH CLUB - PLAINS JR	743.26	.00	.00	.00	.00	743.26
200	9906	ACTS IN EXCELLENCE (WF DR	9,512.07	.00	.00	.00	.00	9,512.07
200	9981	JAZZ BAND	1,400.00	1,200.00	1,200.00	.00	.00	2,600.00
200	9996	CHOIR - WEST HIGH	666.22-	.00	190.00	.00	.00	476.22-
200	9997	CHOIR - EAST HIGH	273.00	.00	.00	.00	.00	273.00
300	0000	DISTRICT ACTIVITY-ATHLETI	36,322.51	100,418.29	621,525.71	69,403.78	294,699.99	363,148.23
300	9370	DANCE TEAM EAST	4,822.04	2,400.00	8,800.00	.00	3,962.00	9,660.04
300	9371	MARCHING BAND-WEST	100,018.67	22,378.50	79,346.53	60,319.08	106,744.81	72,620.39
300	9372	DANCE TEAM WEST	7,490.11	1,854.85	1,694.97	399.60	1,149.60	8,035.48
300	9373	MARCHING BAND-EAST	41,892.10	12,675.00	67,669.05	21,337.81	71,563.67	37,997.48
300	9375	FIREBIRD STORE-WEST	38,390.48	977.50	978.18	981.66	1,734.14	37,634.52
300	9377	SPIRIT SHOP-EAST	33,314.76	1,747.50	2,258.08	1,080.44	2,451.97	33,120.87
300	9378	BOOKSTORE-RIDGE JR	857.16	.00	.01	.00	.00	857.17
300	9379	BOOKSTORE-HOPEWELL JR	242.85	.00	.00	.00	.00	242.85
300	9380	"CHEERLEADING-COMPETE,EAS	.06	.00	.00	.00	.00	.06
300	9381	"CHEERLEADING-COMPETE,WES	.08	.00	.00	.00	.00	.08
300	9382	CHEERLEADING-MIXED EAST	550.99	.00	.01	.00	.00	551.00
300	9383	CHEERLEADING-MIXED WEST	.29	.00	.00	.00	.00	.29
300	9501	ACADEMIC TEAM - WEST	818.26	.00	.00	.00	200.00	618.26
300	9502	SPORTS INFO DIRECTOR	5,364.41	.00	.00	.00	.00	5,364.41
300	9504	SPORTS MEDICINE	7,102.45	.00	.00	.00	.00	7,102.45
300	9511	BASEBALL	6,126.42	.00	2,340.00	.00	.00	8,466.42
300	9512	B BASKETBALL	53,234.66	2,410.00	7,030.00	6,571.00	18,860.78	41,403.88
300	9513	B SOCCER	1,978.81	110.00	14,155.60	1,494.60	5,794.10	10,340.31
300	9515	B VOLLEYBALL	1,174.00	.00	.00	.00	.00	1,174.00
300	9516	FOOTBALL	17,804.63	1,080.00	29,479.45	375.80	27,818.79	19,465.29
300	9522	BOWLING	325.55	.00	.00	.00	.00	325.55
300	9523	X-COUNTRY	4,738.38	2,200.49	5,472.99	3,487.00	9,307.00	904.37
300	9524	B GOLF	18,644.49	.00	10,410.00	754.00	14,098.87	14,955.62

Processing Month: September 2016

(FINSUM)

LAKOTA LOCAL SCHOOL DISTRICT

Fnd	Sc	Description	Beginning Balance	MTD Revenues	FYTD Revenues	MTD Expenditures	FYTD Expenditures	Current Available Balance
300	9526	B TENNIS	630.20	.00	.00	.00	.00	630.20
300	9527	TRACK	4,475.27	950.00	950.00	.00	.00	5,425.27
300	9528	WRESTLING	12,611.34	.00	.00	.00	.00	12,611.34
300	9532	G BASKETBALL	8,018.59	3,665.63	5,710.63	.00	2,900.00	10,829.22
300	9533	G SOCCER	4,025.70	.00	8,170.64	2,629.90	3,359.02	8,837.32
300	9534	SOFTBALL	2,734.94	.00	950.00	500.00	500.00	3,184.94
300	9535	G VOLLEYBALL	13,512.36	.00	4,685.00	.00	6,815.96	11,381.40
300	9544	G GOLF	1,314.80	1,264.00	2,320.00	.00	.00	3,634.80
300	9545	GYMNASTICS	362.63	.00	.00	.00	.00	362.63
300	9546	G TENNIS	.00	.00	900.00	.00	.00	900.00
300	9553	CHEERLEADING	16,204.02	740.00	1,507.60	.00	10,948.15	6,763.47
300	9558	AQUATICS	1,698.83	.00	.00	.00	217.00	1,481.83
300	9560	Winter Guard - West	5,657.02	.00	.00	.00	.00	5,657.02
300	9581	HJ AD FUNDRAISING	2,655.48	2,633.00	3,332.51	405.12	1,544.74	4,443.25
300	9582	LJ AD FUNDRAISING	14,816.89	17,698.00	18,118.00	.00	1,638.00	31,296.89
300	9583	RJ AD FUNDRAISING	7,932.24	.00	.00	.00	.00	7,932.24
300	9584	PJ AD FUNDRAISING	9,539.74	2,289.00	3,280.00	2,161.12	8,105.89	4,713.85
300	9590	DIST AD FUNDRAISING	138,946.75	20,900.00	25,500.00	825.00	1,450.00	162,996.75
300	9592	WH AD FUNDRAISING	69,990.88	8,825.00	12,561.00	.00	25,762.00	56,789.88
300	9593	EH AD FUNDRAISING	49,335.35	6,866.97	13,331.57	207.23	4,207.23	58,459.69
300	9611	WH BASEBALL	9,117.48	.00	.00	.00	4,193.49	4,923.99
300	9612	WH B BASKETBALL	22,785.56	250.00	2,830.00	390.00	8,218.71	17,396.85
300	9613	WH B SOCCER	22,913.98	.00	2,935.00	1,775.00	7,110.32	18,738.66
300	9615	WH B VOLLEYBALL	4,697.25	.00	.00	.00	.00	4,697.25
300	9616	WH FOOTBALL	266.24	.00	31,810.00	.00	.00	32,076.24
300	9623	WH X-COUNTRY	7,488.68	.00	.00	445.74	603.47	6,885.21
300	9624	WH B GOLF	9,518.98	.00	.00	2,366.61	3,693.61	5,825.37
300	9626	WH B TENNIS	120.45	.00	.00	.00	14.70	105.75
300	9627	WH TRACK	5,034.10	.00	250.00	.00	1,022.05	4,262.05
300	9628	WH WRESTLING	8,965.90	.00	.00	.00	.00	8,965.90
300	9632	WH G BASKETBALL	51,358.73	10,750.00	13,205.00	15.00	13,366.57	51,197.16
300	9633	WH G SOCCER	12,603.66	.00	3,672.00	1,174.30	8,721.28	7,554.38
300	9634	WH SOFTBALL	4,610.34	.00	.00	80.00	549.40	4,060.94
300	9635	WH G VOLLEYBALL	10,580.85	1,134.69	10,585.21	2,979.89	9,782.84	11,383.22
300	9644	WH G GOLF	4,928.30	260.00	260.00	38.45	91.68	5,096.62
300	9645	WH GYMNASTICS	24.00	.00	.00	.00	.00	24.00
300	9646	WH G TENNIS	1,722.80	.00	428.25	.00	.00	2,151.05
300	9653	WH CHEERLEADING	5,930.02	100.00	6,192.00	411.21	4,837.31	7,284.71
300	9658	WH AQUATICS	1,559.75	.00	.00	.00	348.50	1,211.25
300	9697	DISTRICT INTRAMURAL	986.43	.00	.01	.00	.00	986.44
300	9785	WOODLAND SCHOOL STORE	449.34	.00	.01	.00	.00	449.35
300	9800	LACROSSE EAST BOYS	9,314.71	2,115.00	2,115.17	1,500.00	1,500.00	9,929.88
300	9801	LACROSSE WEST BOYS	8,855.48	.00	.16	.00	.00	8,855.64
300	9884	ELEMENTARY CHESS CLUB	668.05	.00	.01	.00	.00	668.06
300	9892	JAZZ BAND - EAST	209.97	.00	.00	.00	.00	209.97
300	9898	LACROSSE EAST GIRLS	9,310.84	300.00	300.17	.00	.00	9,611.01

Processing Month: September 2016

(FINSUM)

LAKOTA LOCAL SCHOOL DISTRICT

Fnd	Sec	Description	Beginning Balance	MTD Revenues	FYTD Revenues	MTD Expenditures	FYTD Expenditures	Current Available Balance
300	9899	LACROSSE WEST GIRLS	4,345.53	.00	.08	.00	.00	4,345.61
401	9601	MOTHER TERESA FY16/17	83,971.58	.00	100,438.12	40,089.05	77,905.58	106,504.12
401	9602	INT'L ACADEMY FY16/17	29,447.44	.00	25,864.08	12,841.22	19,252.42	36,059.10
401	9603	KINDER GARDEN SCHOOL FY16	19,832.18	.00	5,388.61	4,494.12	6,800.83	18,419.96
459	9006	OHIO READS VOLUNTEER COOR	2,506.54	.00	.00	.00	.00	2,506.54
459	9613	OHIO READS COORDINATOR	3,965.70	.00	.00	.00	.00	3,965.70
461	9008	HIGH SCHOOLS THAT WORK 08	450.00	.00	.00	.00	.00	450.00
461	9017	HSTW FY17	.00	.00	.00	1,000.00	4,336.99	4,336.99-
463	9016	ALTERNATIVE ED-FY16	789.40	.00	.00	738.95	6,429.96	5,640.56-
463	9017	ALTERNATIVE ED-FY17	.00	.00	.00	1,078.58	1,078.58	1,078.58-
499	9016	PARENT MENTOR-FY16	787.28	.00	.00	.00	3,105.79	2,318.51-
499	9017	PARENT MENTOR-FY17	.00	.00	.00	814.95	814.95	814.95-
516	9016	IDEA-B FY16	12,886.53	.00	.00	1,761.84	502,230.47	489,343.94-
516	9017	IDEA-B FY17	.00	.00	.00	114,358.16	114,358.16	114,358.16-
516	9782	OHIO JAVITS PROJECT	2,146.07	.00	.00	.00	.00	2,146.07
551	9016	TITLE III FY16	3,113.97	.00	.00	.00	46,082.32	42,968.35-
551	9017	TITLE III FY17	.00	.00	.00	4,990.66	4,990.66	4,990.66-
572	9016	TITLE I FY16	12,407.76	.00	.00	.00	246,031.61	233,623.85-
572	9017	TITLE I FY17	.00	.00	.00	56,456.03	56,456.03	56,456.03-
590	9016	TITLE II-A FY16	2,818.64	.00	.00	.00	30,151.28	27,332.64-
590	9017	TITLE II-A FY17	.00	.00	.00	5,941.40	5,941.40	5,941.40-
Grand Total All Funds			95,444,179.31	19,025,384.96	65878,940.09	8,102,242.95	39230,649.96	122092,469.44
Total Invested Funds			.00					

