










<p>M</p>	<p><b>Phonics</b>  <b>Overall learning</b>                  To become familiar with the different spellings of the 'ar' sound.</p> <p><b>Learning objective</b>                  To be able to read and spell using the 'ar' spelling of the ar sound.</p> <p><b>Word building</b>                  Make a small card for each sound – ar, c, d, s, m, t</p> <p>Say each of the following words very clearly and slowly before building each word and reading it back.</p> <p>car, card, smart</p> <p><b>Sound swap</b>                  Start with the word 'car' written on a piece of paper. Now say the next word on the list and think about which sounds you need to swap to make the next word. Write the new word down carefully. Repeat with the rest of the words in the list.</p> <p>Car → cart → card → jard → jar → sr → star → start</p> <p><b>Sentence writing</b>                  Now choose one or more of the words focused on today and write it in an interesting sentence. Read your sentence back to check that it makes sense and has all the correct punctuation.</p>	<p><b>English</b>  <b>Learning challenge:</b>                  To understand what a fairytale is.</p> <p><b>Success Criteria:</b>                  I can talk about what I think a fairytale is.                  I can write down fairytales that I know.                  I can talk about the type of characters that you may find in a fairytale.</p> <p><b>Task</b></p> <p>Read the Powerpoint entitled '<a href="#">English Monday-what is a Fairy Tale</a>'.                  Look at the conventions of Fairy Tales. How are Fairy Tales written? Are all the characters the same?</p> <p>Have a go at reading the different clues and select which Fairy Tale you think matches the clues given.</p> <div data-bbox="524 837 835 1085"> </div>	<p><b>Maths</b></p> <p>This week in maths we have been thinking about place value. Go onto MyMaths using the link below and explore the activities set.</p> <div data-bbox="898 507 1081 606"> </div>	<p><b>Handwriting</b>  <b>Learning objective</b>                  To form the letters d,e,f,g using a pre-cursive script.</p> <p>Use the handwriting paper. Click on the resource entitled '<a href="#">Handwriting Monday</a>'.</p> <div data-bbox="1160 443 1397 539"> </div>	<p><b>Reading</b></p> <p>Reading via Bug Club or your allocated reading book(s).</p> <div data-bbox="1464 320 1563 424"> </div> <p><a href="#">Click here for Bug Club Login</a></p>	<p><b>PE-</b>  <b>Learning objective: To be able to travel in different ways.</b></p> <p><b>Warm UP:</b>                  Find a large area to run in and out of. Can you pause when asked to stop? Strike a pose by placing contact on one part of your body. For example you may balance on one foot, or one knee.</p> <p><b>Activity 1:</b>                  With a family member run towards each other from a distance and then carry out 'rock paper scissors'.</p> <p>Between you and a family member, can you change what 'rock' 'paper' and 'scissors' looks like by using your body to represent these shapes?</p> <p><b>Activity 2: Travelling</b>                  Can you perform a side step and increase this to a side gallop? What do you need to do in order to allow yourself to move faster?</p> <div data-bbox="1727 874 2130 1107"> <p>I can side-step in both directions</p> </div> <p><b>Warm down:</b>                  Breathe in and out slowly.                  Drink small sips of water.                  Stretch out your arms and legs to prevent any injuries and shake your body to loosen up your muscles.</p>
----------	--	---	---	---	--	--

T	<p><b>Phonics</b></p> <p><b>Overall learning</b> To become familiar with the different spellings of the 'ar' sound.</p> <p><b>Learning objective</b> To be able to read and spell using the 'al' spelling of the ar sound.</p> <p><b>Sound swap</b> Start with the word 'balm' written on a piece of paper. Now say the next word on the list and think about which sounds you need to swap to make the next word. Write the new word down carefully. Repeat with the rest of the words in the list.</p> <p>Balm→calm→dalm→palm→galm</p> <p><b>Word puzzles – one sound different spellings</b> Write each sound on a separate piece of paper ready to build the word. Say the word carefully several times before using the sounds to build it. Using your reading finger point to each sound to 'say the sounds &amp; read the word'. Repeat with the next word. ar - partner –p/ar/t/n/er a – father – f/a/th/er al – almond – al/m/o/n/d au – laugh – l/au/gh</p> <p><b>Dictation</b> Listen to the following sentence very carefully before writing it down. Read it back to be sure that it makes sense. Listen to the PP –</p> <p>The father had a laugh at the car.</p>	<p><b>English</b></p> <p><b>Learning intention:</b> To be able to identify the genre of fairy tales from their features.</p> <p><b>Success criteria:</b> I can talk about what a Fairy Tale is. I can recall events from the Fairy Tales that I know.</p> <p>Discuss what a Fairy Tale is? What would you normally come across in a Fairy Tale?</p> <p>Click on the powerpoint entitled '<a href="#">Lesson 2 Fairy Tale Lesson Tuesday</a>' to find out more about Fairy Tales and their conventions.</p> <p>Then, Click on the resource entitled '<a href="#">Lesson 2 English Tuesday Fairy Tale charades</a>'</p> <p><b>TASK</b></p> <p>Choose a family member to play this game alongside. One person chooses a character but does not tell the other family member. The other family member needs to ask questions about the character they think it could be.</p> <p>Eg Is your character female/male? Are they a heroine/hero? Does she/he make good choices in her/his Fairy Tale?</p>	<p><b>Maths</b></p> <p>This week in maths we have been thinking about place value. Go onto MyMaths using the link below and explore the activities set.</p> 	<p><b>Grammar</b></p> <p><b>Learning objectives:</b> To be able to make a sentence using a capital letter and a full stop.</p> <p><b>Task</b> Every new sentence starts with a capital letter and finishes with a full stop.</p> <p>Log in to your Purple Mash account. Click on the '2 do tab' and you will see an icon entitled 'capital letters and full stops'.</p> <p>This game will enable you to learn capital letters and lower case letters and begin to recognise where they are in sentences.</p> 	<p><b>Reading</b></p> <p>Reading via Bug Club or your allocated reading book(s).</p>  <p><b>Bug Club</b></p> <p><a href="#">Click here for Bug Club Login</a></p> <p>Click on the link below to access high quality, audio children's books.</p> <p>Challenge your child by asking them questions about the story.</p> <p><a href="#">Stories - KS1 English - BBC Bitesize</a></p>	<p><b>ART</b></p> <p><b>Learning challenge:</b> To design a setting for a fairy tale.</p> <p><b>Remember to</b></p> <p>Use what you already know about fairy tale settings to help you.</p> <p>Save your work.</p> <p><b>Task</b></p> <p>Using any art materials you have at home or '2paint a picture' on Purple Mash, have a go at designing your own fairy tale setting.</p> <p>Will it be in a forest? In a castle? Under the sea? In space?</p> <p>Try and add as much detail as you can using different techniques we have already learnt in art.</p> <p>As an extra challenge you could also design your own character for your fairy tale.</p>
---	---	---	---	--	---	--




<p>W</p>	<p><b>Phonics</b></p> <p><b>Overall learning</b> To become familiar with the different spellings of the 'ar' sound.</p> <p><b>Learning objective</b> To be able to read and spell using the different spellings of the ar sound. (ar,a,al,au)</p> <p><b>Word puzzles – one sound different spellings</b> Write each sound on a separate piece of paper ready to build the word. Say the word carefully several times before using the sounds to build it. Using your reading finger point to each sound to 'say the sounds &amp; read the word'. Repeat with the next word. ar – Arthur – ar/th/ur a – ask – a/s/k al – calm – c/al/m au – draught – d/r/au/gh/t</p> <p><b>Read and spell</b> Write each of the following words on a piece of paper. One at a time read each word carefully blending the sounds together.</p> <p>car, card, ask, lather, almond, balm, laugh, draught</p> <p><b>Dictation</b> Listen to the following sentence very carefully before writing it down. Read it back to be sure that it makes sense. Listen to the PP –</p> <p>Arthur had to ask for balm on his card.</p>	<p><b>English</b></p> <p><b>Learning challenge:</b> To be able to understand the features of a Fairy Tale and describe a fairy tale setting, using what I know about fairy tales</p> <p><b>Success Criteria:</b> I can describe what a setting is.  I can write a descriptive paragraph describing my setting.  I can talk about the different characters in Fairy Tales.</p> <p>Click on the powerpoint entitled '<a href="#">Lesson 3 English Wednesday</a>'.</p> <p>Think carefully about settings and what type of Fairy Tale characters you might find in the woods/ a castle/ near a river etc.</p> <p>Click on the resource entitled '<a href="#">Lesson 3 English Wednesday Fairy Tale settings</a>'. Look carefully at the different settings.</p> <p><b>Task</b> Choose a setting that interests you. Think about what type of Fairy Tale character you may see within this setting.</p> <p>Can you write an expanded noun phrase to describe this setting?</p> <p>Eg <i>The <b>blue calm</b> river <b>trickled slowly</b> along the bank. A <b>frog prince</b> <b>waited patiently</b> for a princess to visit the river.</i></p>	<p><b>Maths</b></p> <p>This week in maths we have been thinking about place value. Go onto MyMaths using the link below and explore the activities set.</p> <p></p>	<p><b>Science</b></p> <p><b>Learning Objectives:</b> To be able to talk about the properties of different materials.</p> <p>Go on a materials hunt around your house. Organise your materials in to the type of material they are e.g. wood, plastic metal, pot etc.</p> <p>Now organise your materials according to their properties e.g. hard, soft, bending, rigid</p> <p>How else could you organise your materials?</p> <p>Record your sorting with either a picture, a drawing or a list.</p> <p>Upload your work to Purple Mash if you would like your teacher to look at it.</p> <p></p>	<p><b>Computing</b></p> <p><b>Learning Objectives:</b></p> <p><b>To recognise whether a website is appropriate for children.</b></p> <p><b>Follow the PowerPoint entitled 'Computing Wednesday Lesson 2 Presentation You Be the Judge' and complete the activities 'Computing Wednesday Wonderful Websites Lesson 2' and 'Computing Wednesday Sort Them Out Activity Sheet Lesson 2'</b></p> <p></p>	<p><b>Story Time</b></p> <p>Please share one of your favourite books with an adult, or visit <a href="https://home.oxfordowl.co.uk/reading/free-ebooks/">https://home.oxfordowl.co.uk/reading/free-ebooks/</a> and choose a story you have not heard before</p>
----------	--	--	--	--	---	---

Morning physical activity - <http://jumpstartionny.co.uk/>

Science

<p>TH</p>	<p><b>Phonics</b></p> <p><b>Overall learning</b> To become familiar with the different spellings of the 'ar' sound.</p> <p><b>Learning objective</b> To be able to read and spell using the different spellings of the ar sound. (ar,a,al,au)</p> <p><b>Sound review</b> Write each of the words on a separate piece of paper. In turn read each word carefully and then group them together with the same spelling of the 'ar' sound.</p> <p>ar - cart, dart, arm a – ask, grasp, plaster al – palm</p> <p><b>Dictation</b> Listen to the following sentence very carefully before writing it down. Read it back to be sure that it makes sense. Listen to the PP –</p> <p>Arthur had to have a plaster for his broken arm.</p>	<p><b>English</b></p> <p><b>Learning challenge:</b> To discuss and describe the different types of fairytale characters and their traits. (Good/bad).</p> <p><b>Success Criteria:</b> I can talk about the type of characters that you may find in a fairy tale.</p> <p>I can describe a character, their traits and what they might say.</p> <p><b>Task</b> Click on the power point entitled '<a href="#">Lesson 4 English Thursday Hero, Villain or Princess</a>'. What is a hero, villain or princess? Why are Fairy Tales written this way? Who is your favourite Fairy Tale character and why? Share this with a family member at home.</p> <p>Click on the resource entitled '<a href="#">Lesson 4 English Thursday Fairy Tale characters</a>'. Can you choose one Fairy Tale character from the list and write a character description about them? See example on the power point slide link above.</p> <p>Points to consider in your character description:</p> <ul style="list-style-type: none"> <li>-What the character looks like.</li> <li>-How others view them.</li> <li>-What do they sound like/behave?</li> <li>-What might they say? How would they say this?</li> </ul>	<p><b>Maths</b></p> <p>This week in maths we have been thinking about place value. Go onto MyMaths using the link below and explore the activities set.</p> <p></p>	<p><b>Reading</b></p> <p>Reading via Bug Club or your allocated reading book(s).</p> <p></p> <p><b>Bug Club</b></p> <p><a href="#">Click here for Bug Club Login</a></p>	<p><b>Handwriting</b></p> <p><b>Learning challenge:</b> To be able to form capital letters correctly.</p> <p>Have a go at forming capital letters correctly in between the lines.</p> <p></p> <p>Sing the alphabet to help to remind you of the order of the letters.</p> <p>Click on the resource entitled '<a href="#">Handwriting Thursday Year 2 capital letters</a>'. Now using the blank handwriting paper entitled '<a href="#">Handwriting Thursday handwriting paper</a>', have a go at forming these capital letters.</p>	
-----------	--	--	--	---	--	--

Morning physical activity – <http://jumostartionny.co.uk/>

F	<p><b>Morning physical activity - <a href="http://jumpstartjonny.co.uk/">http://jumpstartjonny.co.uk/</a></b></p> <p><b>Phonics</b>  <b>Overall learning</b>          To become familiar with the different spellings of the 'ar' sound.</p> <p><b>Learning objective</b>          To be able to read and spell using the different spellings of the ar sound. (ar,a,al,au)</p> <p><b>Building polysyllabic words</b>          The following words are longer compound words.          Say each word very slowly before writing them down. Which 2 smaller words can you hear in each word?                                          arm/chair                                          arm/rest</p> <p><b>Reading polysyllabic words</b>          Write each word out carefully before reading them. Which 2 smaller words can you hear in each word?                                          bath/tub                                          car/port</p> <p><b>Read and spell</b>          Listen to each word carefully before writing it down –            Are, asked, can't, after, garden, fast, laughed, last, dark, hard</p>	<p style="text-align: center;">Break</p> <p><b>English</b>  <b>Learning Objective:</b>          To use what I know about the features of fairy tales to create and plan a Fairy Tale story</p> <p><b>Success Criteria</b>          I can identify the structure of a fairy tale.</p> <p>I can create my own fairy tale plan using my setting, character and fairy tale structure.</p> <p><b>Task</b>            Click on the link to access a range of Fairy Tales  <a href="#">Fairy Tales   Bedtime Stories (storyberries.com)</a>  <a href="#">fairy tales - Topmarks Search</a></p> <p>Fairy Tales are organised in the structure of Beginning – middle – end / Opening – problem – solution.</p> <p>Can you choose a Fairy Tale that you enjoy and create a story map to show the events of the story?          Now use your story map to begin to write the Fairy Tale.</p> <p>Click on the powerpoint entitled '<a href="#">Lesson 5 English Friday</a>'. This will enable you to see how Fairy Tales are written and structured.</p> <p><b>Remember to use:</b>          -capital letters and full stops at the end of each sentence.          -Use sentence starters such as 'Once upon a time' 'Long long ago in the land of ...'.</p>	<p style="text-align: center;">Break</p> <p><b>Maths</b></p> <p>This week in maths we have been thinking about place value. Go onto MyMaths using the link below and explore the activities set.</p> <p style="text-align: center;">  <b>MyMaths.co.uk</b></p>	<p style="text-align: center;">Break</p> <p><b>Music</b></p> <p><u>To know what is meant by the terms tempo, timbre and texture.</u>  <u>Understanding that timbre describes the character or quality of a sound and to know how words can describe sounds.</u>  <u>To know how the voice can be used in different ways to make a variety of sounds.</u></p> <p>Follow the PowerPoint entitled '<a href="#">Music Session 1</a>' and have a go at signing the chants with someone at home.</p> <p style="text-align: center;"></p>	<p style="text-align: center;">Lunch break</p> <p><b>Mindfulness</b>  <b>Learning objectives:</b>          To be able to listen and follow instructions.</p> <p><b>Task</b>          Click on the link below to carry out Yoga activities.</p> <p><b>Remember to:</b>          -Dress appropriately          -Exercise in a large and clear space          -Drink plenty of water</p> <p style="text-align: center;"><a href="#">The 3 Little Pigs Mini Yoga Story Adventure - YouTube</a></p>	<p><b>FAMILY TIME!</b>  <b>Feel good Friday</b></p> <p>Go to our Wellbeing and Nurture web page.</p> <p>Click on this <a href="#">link</a> to access it and choose an activity that best supports your Friday afternoon.</p> <p>Have a wonderful weekend, love the Year 2 Team.</p> <p style="text-align: center;"></p>
---	--	--	---	---	--	--