








M	<p>Phonics</p> <p>Today we are going to be using same sound different spelling</p> <p>We are going to say the sound and read the word as we identify the sounds we will identify the different sounds for the same spelling 's'</p> <p style="text-align: center;">is sat</p> <p>was, stop, his, strip</p>	<p>English</p> <p>Learning Objective To respond to an illustration</p> <p>Success Criteria</p> <ul style="list-style-type: none"> Describe what the character looks like. Describe what you think the character is like. Describe what you like/don't like. Use your sounds <p>T 1 WK 2 Monday Beegu Powerpoint</p> <p>Today you are going to talk about what you notice about the picture. Then in thought bubbles write what you think around the picture. What kind of character do you think she will be? Why?</p> 	<p>Maths</p> <p>Learning Objective Sort objects into groups</p> <p>Success Criteria Remember to...</p> <p>I know objects can be sorted in different ways. I can sort a group of children into girls and boys. I know why the balance goes up or down.</p> <p>Click on the link below:</p> <p>T 1 WK 2 Monday Maths</p>	<p>Reading</p> <p>Reading via Bug Club or your allocated reading book(s).</p>  <p>Bug Club</p> <p>Click here for Bug Club Login</p>	<p>History</p> <p>Learning Challenge:</p> <p>Creating timeline of my life ...to sequence events in my own life. ...to describe the past, using time related language e.g. old, new, now, then, yesterday. ...to recognise the passing of time on a time line.</p> <p>Success Criteria:</p> <p>...put events that happened a long time ago at the beginning of your timeline. ...put events that happened yesterday or now (today) at the end of your timeline. Click on the links below-</p> <p>T 1 WK 2 Monday History</p>	<p>PE</p> <p>Learning challenge: Yellow Challenge Maintaining balance throughout: I can jump from 2 feet to 2 feet forwards, backwards and side to side.</p>  <p>Green Challenge Maintaining balance throughout: I can jump from 2 feet to 2 feet with a quarter turn in both directions. I can stand on a line and jump from 2 feet to 1 foot and freeze on landing (on either foot). How high can you jump, whilst still maintaining balance when you land?</p> <p>Remember to: Bend your knees, hips and ankles when you land.</p> <p>Story Time Please share one of your favourite books with an adult, or visit https://www.bbc.co.uk/iplayer/episodes/b00jdlm2/cbeebies-bedtime-stories and choose a story you have not heard before</p>
---	--	--	---	--	--	--



<p>T</p>	<p>Phonics</p> <p>Today we are going to be using same sound different spelling</p> <p>We are going to say the sound and read the word as we identify the sounds we will identify the different sounds for the same spelling 'e'</p> <p>he end</p> <p>she, bent, me, rest, we, be, went</p> <p><i>Morning physical activity - http://jumpstartjonny.co.uk/</i></p>	<p>English</p> <p>Learning Objective To explore our likes and dislikes</p> <p>Success Criteria</p> <ul style="list-style-type: none"> • Describe likes • Describe dislikes. • Include short phrases <p>T 1 WK 2 Tuesday Beegu Powerpoint</p>  <p>Today you will re-read the opening page of the book. Look carefully at Beegu and try to imagine how she is feeling. Once you have heard the first page of the book read aloud, you can respond with writing what you 'like' or 'dislike',</p>	<p>Maths</p> <p>Learning Objective I can count one object at a time</p> <p>Success Criteria</p> <p>Remember to... I know that the last number I count is the total amount. I can organise objects in a line to improve accuracy when counting. I know what a zero looks like.</p> <p>Click on the link below:</p> <p>T 1 WK 2 Tuesday Maths</p>	<p>Reading</p> <p>Reading via Bug Club or your allocated reading book(s).</p>  <p>Bug Club</p> <p>Click here for Bug Club Login</p>	<p>Computing</p> <p>Learning Objective: To use the camera function on a computer. To type words into a computer programme.</p> <p>Success Criteria: Remember to read instructions carefully.</p> <p>2Do: rocket</p> <p>Open the 2Do and add a selfie to the rocket picture so that you can send yourself on a trip into space! Add some sentences too – what might you say if you were inside a space rocket?</p> <p>Remember: Please upload your work to Purple Mash, so that we can see your amazing pictograms. Read your teacher's comments, if you need to check any answers, make sure you go back and try again.</p> 	<p>PE</p> <p>Learning challenge:</p> <p>Today, we would like you to find a 'space rock' in your home. It may look like a pair of rolled up socks or be teddy bear shaped! We would like you to try balancing your 'space rock' on different parts of your body, whilst you take part in the Yellow and Green challenges. Can you keep your space rock balanced on your body at all times?</p> <p>Yellow Challenge Maintaining balance throughout: I can jump from 2 feet to 2 feet forwards, backwards and side to side.</p> <p>Green Challenge Maintaining balance throughout: I can jump from 2 feet to 2 feet with a quarter turn in both directions. I can stand on a line and jump from 2 feet to 1 foot and freeze on landing (on either foot). How high can you jump, whilst balancing your space rock?</p> <p>Remember to: Bend your knees, hips and ankles when you land.</p> <p>Story Time Please share one of your favourite books with an adult, or visit https://www.bbc.co.uk/iplayer/episodes/b00jdlm2/cbeebies-bedtime-stories and choose a story you have not heard before.</p> 
----------	--	---	--	--	--	---


Break

Break

Break

Lunch break

<p>W</p> <p>Morning physical activity - http://jumpstartjonny.co.uk/</p>	<p>Phonics</p> <p>Today we are going to write a silly sentence</p> <p>Use the words from Monday and Tuesday's lessons to create a silly sentence Eg- Ted sat on the best strip</p>	<p>English</p> <p>Learning Objective To respond to illustrations</p> <p>Success Criteria</p> <ul style="list-style-type: none"> Describe what Beegu is saying. Describe what Beegu is thinking <p>Today you will read up to slide 5. Then you will write speech and thoughts in bubbles of what you think Beegu is trying to say. Then you will need to spend time writing advice notes to Beegu suggesting where she can find help or what she should do next.</p> <p style="text-align: center;">Break</p> 	<p>Maths</p> <p>Learning Objective I understand that one object can be represented by another.</p> <p>Success Criteria</p> <p>Remember to... I understand what zero means. I can write the numbers in words.</p> <p>Click on the link below:</p> <p>T 1 WK 2 Wednesday Maths</p> <p style="text-align: center;">Break</p>	<p>Reading</p> <p>Reading via Bug Club or your allocated reading book(s).</p> <p style="text-align: center;"> Bug Club</p> <p>Click here for Bug Club Login</p> <p style="text-align: center;">Break</p>	<p>Science</p> <p>Learning Objective: To be able to name a range of familiar everyday materials. To be able to describe materials.</p> <p>Success Criteria: Remember the names of materials: wood, plastic, metal, glass, brick, fabric, paper. Remember to describe materials and notice when materials are similar or different to each other.</p> <p>Activity: go on a scavenger hunt around your house. Can you find some interesting objects that are made of different materials? Can you put them into groups according to their names (wood, plastic, metal, glass, fabric). Now can you use the following words to describe each material: Soft Hard Bendy/flexible Rough Smooth Shiny Dull Strong Fragile Opaque Transparent Translucent</p> <p>Remember: You will need a grown up to help you if you are collecting materials that are fragile or heavy.</p> <p style="text-align: center;">Lunch break</p>	<p>PE</p> <p>Learning challenge To perform yoga actions.</p> <p>Click on the link to access a yoga exercise. Cosmic Kids Yoga - YouTube</p> <p>Remember to: Take deep breaths as you perform each move. Make sure you stop for a drink and a rest.</p> <p>Story Time Please share one of your favourite books with an adult, or visit https://www.bbc.co.uk/iplayer/episodes/b00jdlm2/cbeebies-bedtime-stories and choose a story you have not heard before</p>
---	--	---	--	---	--	--



<p style="text-align: center;">T H</p>	<p style="text-align: center;">Morning physical activity - http://jumpstartjonny.co.uk/</p>	<p>Phonics</p> <p>Today we are going to complete two sentences dictations. Can a member of your family read the sentence and then you write it?</p> <p>Can you keep a skunk in a cap?</p>	<p>English</p> <p>Learning Objective: To know that words combined together make a sentence.</p> <p>Success Criteria:</p> <ul style="list-style-type: none"> • Link words together to make a sentence • Use finger spaces. <p>Today you will read the information on the Powerpoint to explain what a sentence is. You will then order the words and make your own sentences on the following slides. Can you look for the capital letters and full stops to help you?</p>	<p>Maths</p> <p>Learning Objective</p> <p>I can count forwards from any number represented in any way. (Number/words/images)</p> <p>Success Criteria Remember to...</p> <p>I can find consecutive and non-consecutive missing numbers in sequences. When counting a set of objects, I know what zero looks like and know that this comes before one.</p> <p>Click on links below: T 1 WK 2 Thursday Maths</p>	<p>Reading</p> <p>Reading via Bug Club or your allocated reading book(s).</p> <p style="text-align: center;"> Bug Club</p> <p>Click here for Bug Club Login</p>	<p>Art</p> <p>Learning Challenge: To name the primary and secondary colours. To name warm and cool colours.</p> <p>Success Criteria: I can name primary colours (red, yellow, blue) as colours that can be mixed together in different ways to make any other colour. I can name and predict secondary colours as colours that are made by mixing two primary colours (orange, purple & green). I can name warm and cool colours.</p> <p>Today we would like you to practice mixing primary colours to make secondary colours and learn about warm and cool colours by watching the following PowerPoint: T2 Wk 2 Thursday Art Colour Mixing Hot and Cold Colours</p> <p>Then, log in to Purple Mash and click on: 2Do: 2Paint a Picture and have fun using primary, secondary, warm and cool colours to create your own pictures.</p> <p>Remember: Please save your work on Purple Mash. We can't wait to see it!</p>	<p>PE</p> <p>Learning challenge To perform yoga actions.</p> <p>Click on the link to access a yoga exercise. Cosmic Kids Yoga - YouTube</p> <p>Remember to: Take deep breaths as you perform each move. Make sure you stop for a drink and a rest.</p> <p>Story Time Please share one of your favourite books with an adult, or visit https://www.bbc.co.uk/iplayer/episodes/b00jdlm2/cbeebies-bedtime-stories and choose a story you have not heard before</p>
--	---	---	--	---	--	---	--

Break

Break

Break

Lunch break

F	<p>Phonics Practice your spelling words. Can you think of a sentence to include each word?</p> <div style="border: 1px solid black; padding: 5px; margin: 10px 0;"> <p>Word</p> <p>he, end, she, bent, me, rest, we, be, went</p> </div>	<p>English Learning Objective To write a sentence with a capital letter and full stop. Success Criteria</p> <ul style="list-style-type: none"> • Start the sentence with a capital letter • End the sentence with a full stop • Explain where a sentence should start and finish. • <p>Re read yesterday's powerpoint and recall what is needed to write a good sentence. Use the checklist on the PP to clarify key points. Use a range of key Beegu words to write a super sentence to describe Beegu. EG- Beegu is yellow and soft. Beegu is lost and alone.</p>	<p>Maths Learning Objective</p> <p>I can continue a number sequence counting backwards.</p> <p>Success Criteria Remember to... I can count backwards using images, numbers and numbers written in words. I can find consecutive and non-consecutive missing numbers in a sequence.</p> <p>Click on the links from</p> <p>T 1 WK 2 Friday Maths</p>	<p>Reading</p> <p>Reading via Bug Club or your allocated reading book(s).</p> <div style="text-align: center;">  <p>Bug Club</p> </div> <p>Click here for Bug Club Login</p>	<p>Feel Good Friday Music</p> <p>Learning Challenge: To discuss feelings & emotions linked to different pieces of music. To understand that dynamics describes how loud or quiet the music is.</p> <p>Success Criteria: I can discuss feelings & emotions linked to different pieces of music. I can identify how sounds can be changed. I can understand that dynamics describes how loud or quiet the music is.</p> <p>Today we would like you to listen to 'Mars' from Holst's 'The Planet Suite'. Click on the link below to find out more: T1 Wk2 Friday Music Mars</p> <p>Remember: You can create your composition by using anything from around your home that makes a sound e.g. saucepans or plastic containers or scrunched up paper etc. Please make sure you check with an adult that they are happy to use your chosen instruments before you use them.</p>	<p>Feel Good Friday Go to our Wellbeing and Nurture web page. Click on this link to access it and choose an activity that best supports your Friday afternoon: https://www.poundhillinfantacademy.org.uk/teaching-and-learning/wellbeing-nurture</p> <div style="text-align: center;">  </div>
---	--	--	---	---	--	--

Morning physical activity - <http://jumpstartjonny.co.uk/>

Break

Break

Break

Lunch break