


















M	<p>Phonics – Listening walk</p> <p>Learning challenge – to be able to listen carefully to what you can hear outside or in your house.</p> <p>Let's go on a listening walk!</p> <p>Have a go at creeping around your garden or around your house and listen carefully to all the sounds you can hear. Tell a grown-up all the things you can hear. How many things can you hear?</p> <p>Can you hear a bird? Can you hear cars? Can you hear the washing machine?</p>   <p>Remember:</p> <ul style="list-style-type: none"> For you to be successful at the learning walk you need to listen very carefully. 	<p>English – Colour Monster</p> <p>Learning challenge:</p> <p>Find the story of the Colour Monster on your chair. What do you think this story might be about? Have any of them read it before?</p> <p>The Color Monster - Read Aloud by Mr. Joshua Brooks - YouTube</p> <p>Read the story the whole way through (or watch the video), pausing on each of the pages when the feeling changes.</p> <p>Have a short discussion about what might make them feel that way – for example “mummy cuddles make me happy” or “when I fall over I am sad”.</p>  <p>Remember:</p> <ul style="list-style-type: none"> To think about what you can see – what might it mean? Talk about some of the different feelings – have you ever felt this way? Why? 	<p>Maths – Number 1</p> <p>Learning challenge: to recognise and understand the number 1</p> <p>Have a look at the number below. What number is this? Have you ever seen it before?</p> <p>1</p> <p>It is the number 1. Can you find different objects in your house and try and make sure that you count 1 of each object.</p> <p>Get someone to count a big group of objects for you and then make sure that you only counting one into your group. Which group has more? The group with 1 or the group you counted from?</p> <p>If you can watch the number blocks episode all about the number one.</p> <p>BBC iPlayer - Numberblocks - Series 1: One</p> <p>Remember:</p> <ul style="list-style-type: none"> Make sure that you are counting carefully when you are counting objects 	<p>Reading</p> <p>Reading via Bug Club or your allocated reading book(s).</p>  <p>Bug Club</p> <p>Click here for Bug Club Login</p>	<p>Understanding of the World / Spoken Language</p> <p>Learning challenge – to talk about ideas using full sentences</p> <p>Question of the day:</p> <p>Can you think of three things that you are looking forward to about starting school?</p> <p>Tell somebody what you are looking forward to and why you have chosen these things?</p> 	<p>PE –</p> <p>Learning challenge:</p> <p>Can you practice some different movements around your house? Make sure you have enough space to keep you safe.</p> <p>Can you practice:</p> <ul style="list-style-type: none"> • Skipping • Hopping • Stopping • Standing on one leg and holding it for 5 seconds. <p>Story Time</p> <p>Please share one of your favourite books with an adult, or visit https://www.bbc.co.uk/iplayer/episodes/b00jdlm2/cbeebies-bedtime-stories and choose a story you have not heard before.</p>
---	---	---	---	--	--	---

T	<p>Phonics</p> <p>Learning challenge – to listen carefully to the sounds to think about what you think the sound might be.</p> <p>Using the link: https://www.phonicsplay.co.uk/resources/phase/1/sound-starters</p> <p>What is the mystery sound? Click on the buttons to hear the sounds – what do you think the sounds might be?</p>  <p>Remember:</p> <ul style="list-style-type: none"> • To click on each button and think carefully about what the sound might be. • When clicking on a button, you must be quiet so that you can really listen carefully. • Always tell a grown up what you are doing when using the internet. 	<p>English</p> <p>Learning challenge: The Color Monster - Read Aloud by Mr. Joshua Brooks - YouTube</p> <p>Read the story the whole way through again (or watch the video), to recap on what the story is about and remember to pause on each of the pages when the feeling changes.</p> <p>For this session, go back and focus on 'happy'. First, talk about some of the things that make you happy. Then, have a go at drawing one of your ideas (or even two or three!)</p>  <p>If you can, you could have a go at telling your grown up what sound you can hear in 'happy' and have a go at writing it.</p> <p>Remember:</p> <ul style="list-style-type: none"> • To think about 'happy' and what it means to you • To talk about what makes you feel happy • To draw and label (if able) the things that make you happy. 	<p>Maths – Number 2</p> <p>Learning challenge: to recognise and understand the number 2</p> <p>Have a look at the number below. What number is this? Have you ever seen it before?</p> <p style="font-size: 2em; text-align: center;">2</p> <p>It is the number 2. Can you find different objects in your house and try and make sure that you count 2 of each object. Get someone to count a big group of objects for you and then make sure that you only counting one into your group. Which group has more? The group with 2 or the group you counted from?</p> <p>If you can watch the number blocks episode all about the number two.</p> <p>BBC iPlayer - Numberblocks - Series 1: Two</p> <p>Remember:</p> <ul style="list-style-type: none"> • Make sure that you are counting carefully when you are counting objects 	<p>Reading</p> <p>Reading via Bug Club or your allocated reading book(s).</p>  <p>Bug Club</p> <p>Click here for Bug Club Login</p>	<p>Art – drawing</p> <p>Learning challenges – to draw who lives in your house.</p> <p>It would be amazing to learn all about you and who lives in your house. Have a go at drawing a picture of the different people (and animals) that live in your house.</p> <p>You could choose how you want to create this picture – you might use paint, colouring pencils, pens, chalks</p>  <p>Remember:</p> <ul style="list-style-type: none"> • This about what each person looks like before you start drawing them. • What colour hair do they have, what colour eyes what are they wearing? 	<p>PE –</p> <p>Learning challenge: Can you remember the different moves that you practiced yesterday?</p> <ul style="list-style-type: none"> • Skipping • Hopping • Stopping • Standing on one leg and holding it for 5 seconds. <p>Ask your grown up to call out a different movement and see if you can do it as soon as you hear them.</p> <p>Story Time</p> <p>Please share one of your favourite books with an adult, or visit https://www.bbc.co.uk/iplayer/episodes/b00jdlm2/cbeebies-bedtime-stories and choose a story you have not heard before.</p>
---	--	--	--	--	---	---

W		<p>Phonics</p> <p>Learning challenge – to play I spy with another person listening carefully to what colour the object is.</p> <p>Play ispy using colours. Now that you have read the Colour Monster story – you will be experts on different colours. Ask someone you live with to play 'ispy using colours.</p> <p>'I spy with my little eye something beginning with...'</p> <p>Remember:</p> <ul style="list-style-type: none"> To listen carefully to the colour of the object you are looking for. To take it in turns to play the game. 	<p>English</p> <p>Learning challenge: Thinking back to the story book – can you talk about who the main character is? What is his name? What does he look like?</p> <p>Can you have a go at drawing or creating your own colour monster? What colours might you need? Can you remember what some of the colours represent?</p> <p>Break</p>  <p>Remember:</p> <ul style="list-style-type: none"> To think about who the book is about – can you remember his name? To draw your own representation and talk about the colours you are using. 	<p>Maths: Number hunt!</p> <p>Learning challenge: to spot the number 1 and 2 outside and in your house.</p> <p>Now that you have become experts on the number 1 and 2 have a go at going on your very own number hunt!</p> <p>When you are outside or in your house see if you can spot the number 1 or 2. You could tell someone what you have seen or have a go at drawing a picture to show where you saw the number.</p> <p>Break</p>  <p>Remember:</p> <ul style="list-style-type: none"> Make sure that you are counting carefully when you are counting objects Make sure you are saying the right number name for each number that you are spotting. 	<p>Reading</p> <p>Reading via Bug Club or your allocated reading book(s).</p>  <p>Bug Club</p> <p>Click here for Bug Club Login</p> <p>Break</p>	<p>Art – drawing</p> <p>Learning challenges – to draw your favorite food and drink</p> <p>It would be amazing to learn even more about you and your favourite food and drink. Have a go at drawing a picture of your favourite food and drink.</p> <p>You could choose how you want to create this picture – you might use paint, colouring pencils, pens, chalks</p> <p>Lunch break</p>  <p>Remember:</p> <ul style="list-style-type: none"> Think about what your favourite food and drink is first Think about the colours and shapes that you will need to draw. 	<p>PE –</p> <p>Learning challenge: Using a similar game to yesterday, can you have a go at listening carefully to the instructions and doing the action.</p> <p>Traffic light game: Green – run Amber – walk Red – stop</p> <p>Ask you grown up to call out the colours and see if you can follow the instructions. You can always try and add more colours.</p> <p>Story Time</p> <p>Please share one of your favourite books with an adult, or visit https://www.bbc.co.uk/iplayer/episodes/b00jdlm2/cbeebies-bedtime-stories and choose a story you have not heard before.</p>
---	--	--	--	---	---	--	---

TH		<p>Phonics –</p> <p>Learning challenge – to listen carefully to the noise to match it to the animal.</p> <p>Welcome to the Zoo! Click on the link: https://www.phonicsplay.co.uk/resources/phase/1/welcome-to-the-zoo</p> <p>Listen carefully to the sound of the animal, which animal do you think it might be?</p>  <p>Remember:</p> <ul style="list-style-type: none"> To always tell a grown up what you are doing when on the internet. Listen carefully when playing the game. 	<p>English</p> <p>Learning challenge: The Color Monster - Read Aloud by Mr. Joshua Brooks - YouTube</p> <p>Read the story the whole way through again (or watch the video), to recap on what the story is about and remember to pause on each of the pages when the feeling changes.</p> <p>For this session, go back and focus on 'calm'. First, talk about some of the things that make you feel 'calm'. Then, have a go at drawing one of your ideas (or even two or three!)</p>  <p>If you can, you could have a go at telling your grown up what sound you can hear in 'calm' and have a go at writing it.</p> <p>Remember:</p> <ul style="list-style-type: none"> To think about 'calm' and what it means to you. To talk about what makes you feel calm. To draw and label (if able) the things that make you calm. 	<p>Maths – Number 1 and 2</p> <p>Learning challenge: to recognise numbers 1 and 2</p> <p>Now that you are experts on number 1 and 2 get someone to help you make some number cards with the number 1 and 2 on. Get someone to show the cards – can you quickly recognise what number you are being shown. How many times can you do this in 1 minute?</p> <div style="display: flex; justify-content: space-around; font-size: 48px;"> 1 2 </div> <p>Remember:</p> <ul style="list-style-type: none"> Look carefully at the number that you are being shown each time – don't get caught out! 	<p>Reading</p> <p>Reading via Bug Club or your allocated reading book(s).</p>  <p>Bug Club</p> <p>Click here for Bug Club Login</p>	<p>Art – drawing</p> <p>Learning challenges – to draw something that you like doing.</p> <p>It would be amazing to learn even more about you and who lives in your house. Have a go at drawing a picture of some things that you like doing, this could be outside or inside.</p> <p>You could choose how you want to create this picture – you might use paint, colouring pencils, pens, chalks</p>  <p>Remember:</p> <ul style="list-style-type: none"> Think about different things that you like doing Think about the colours and shapes that you will need to draw. 	<p>PE –</p> <p>Learning challenge: Play the traffic light game again, this time when your grown up shouts out 'red' can you stop and balance on one leg? Can you try it on both legs? What is the longest you can hold it for?</p> <p>Traffic light game: Green – run Amber – walk Red – stop</p> <p>Story Time</p> <p>Please share one of your favourite books with an adult, or visit https://www.bbc.co.uk/iplayer/episodes/b00jdlm2/cbeebies-bedtime-stories and choose a story you have not heard before.</p>
----	--	--	---	---	--	---	--

F	<p>Phonics – listening walk</p> <p>Learning challenge: to listen attentively during a listening walk.</p> <p>Go on another listening walk, will you go somewhere else for you listening walk? Will you hear the same things or hear something different? What do you think you might hear?</p> <p>This time can you have a go at drawing what you have heard during your listening walk.</p> <div data-bbox="383 651 504 847" data-label="Image"> </div> <p>Remember:</p> <ul style="list-style-type: none"> To think about what you heard last time and compare it to what you heard this time. Use shapes to represent what you want to draw. Begin to hold your pencil correctly using a tripod grip. 	<p>English</p> <p>Learning challenge:</p> <p>In the story, the colour monster puts his feelings into jars. Can you have a go at making your own jars to represent happy and calm?</p> <p>What colour will happy need to be?</p> <p>What colour will calm need to be?</p> <p>You can create the jars by drawing pictures in the colours that you need, you could use paint, colouring or collage!</p> <div data-bbox="633 624 857 790" data-label="Image"> </div> <p>Remember:</p> <ul style="list-style-type: none"> To talk about the colours and what the colours represent. To create your jars in a way that you want to show the feelings. 	<p>Maths – counting objects</p> <p>Learning challenge: to count objects to match numbers 1 and 2</p> <p>Using your number cards get someone to count 1 or two objects for you, which number card would the objects match too? Have a go with some other objects.</p> <p>Now have a go at choosing the object that you would like to count and decide whether you are going to count 1 or 2, which number card would these match too?</p> <div data-bbox="943 624 1184 783" data-label="Image"> </div> <p>Remember:</p> <ul style="list-style-type: none"> Make sure that you are counting carefully when you are counting objects When counting make sure that you are pointing to each object as you say a number name. Put your objects in a line to help with your counting 	<p>Reading</p> <p>Reading via Bug Club or your allocated reading book(s).</p> <div data-bbox="1296 268 1391 368" data-label="Image"> </div> <p>Click here for Bug Club Login</p>	<p>Feel Good Friday and Time to Shine!</p> <p>Spend some time together talking about all of the activities you have done during the week. What did you enjoy the most? What area do you want to get better at next week?</p> <p>TIME TO SHINE – Please share your creations and activities via purple mash.</p> <div data-bbox="1890 363 1995 448" data-label="Image"> </div> <p>Please remember that you can follow us at : https://twitter.com/PHInfants</p> <p>You can also follow our Reception Twitter page @PHIARception</p> <p>Once you have done this, think of your own Feel Good Friday activity. This could be:</p> <ul style="list-style-type: none"> Something creative Going on a walk Having a treat (snack) Watching a film / favourite show
---	--	--	--	---	---