

NEWSLETTER

Goodbye Year 6.....you've been amazing!

Term Starts: Thursday 2 September

Message from Mr O'Regan

Thank you to our year sixes who were amazing in their leaver's assembly this afternoon. I feel incredibly proud of their achievements and I thank the parents and carers who packed into the hall to celebrate their talents. The very best of luck to you all for the next step in your journey.

This academic year has provided unique challenges to children's learning due to COVID restrictions. We hope parents and carers have been able to see the lengths to which the school has gone to minimise the impact of these challenges, both to your child's wellbeing and their education. To better understand how our measures have supported our families, we would like parents and carers to complete a **multiple choice survey** to better understand which of our strategies have been the most successful. We have prepared one for parents/carers of year 6 children and one for the rest of the school. Clicking the correct link below will take you to the relevant survey. If you have multiple children at the school, please complete the Year 6 survey if you do not have the opportunity to complete them both. Many thanks for your continued support.

[Survey for Year 6 parents and carers](#)

[Survey for parents/carers of children from Reception to Year 5](#)

In August, I shall be sending an **updated parent handbook** which will detail which elements of our systems this year will remain. It is likely the staggered starts and finish times will have minor changes. We look forward to your attendance at the various events we are planning for next year as restrictions are lifted.

If you would like to **volunteer** to support our children with music or gardening please email the office with the subject line 'volunteer' so we can send you further information.

Thank you to the incredible WSLPA staff– they are a dedicated team of professionals who I am proud to lead. Have a thoroughly well deserved rest!

Finally thank you to the [Connor Saunders foundation](#) who donated a defibrillator this week and taught Years 5 and 6 First Aid knowledge. Thank you to the WSLPA parents for raising a donation totalling £600 on Valentines Day 2020– this will be a yearly event to support this local charity who are supporting Sussex to be heart safe.



School Uniform Reminder

- The uniform consists of grey trousers, shorts or skirts, white polo shirts, and school jumper, green and white summer dresses, white, black or grey socks and black shoes or unmarked all black trainer with black soles.
- The only jewellery to be worn consists of small stud earrings that must be either taped over or removed for PE by the pupil . No other jewellery is permitted.
- No extreme hairstyles i.e. shaved patterns or coloured hair.
- Large bows are not permitted.
- All pupils should bring a waterproof coat to school every day or keep a fold up mac in their book bag.
- Please ensure your child wears their PE kit for their PE days which we will release in September.
- Pupils and parents are responsible for ensuring that children have the correct equipment with them each day, ready for school. Stationery and pencil cases are provided by the school.
- Phone calls home will not be made for forgotten items.

Thank You So Very Much!

Thank you to all our lovely parents, carers and children for all the gorgeous gifts and goodies we received today. We are so, so touched and are feeling super appreciated. WSLPA you're the best!

The icing on the cake...



Classes for 2021/2022

Year Group	Class	Teacher	Teaching assistant	Class moving from
Reception	Puffins	C. Toth	M. Green	N/A
Reception	Ducklings	C. Brown	D. Green	N/A
Year 1	Blackbirds	S. Cruttenden K. James	S. Nenno-Smith S. Williams	Puffins
Year 1	Robins	K. James J. Owst	S. Moore S. Williams	Ducklings
Year 2	Kingfishers	J. Hitchman	D. Bristow H. Harvey-Sharp	Blackbirds
Year 2	Warblers	S. Williams T. Elvy	L. Martin H. Harvey-Sharp	Robins
Year 3	Sandmartins	H. Nesbit	T. Whale	Warblers
Year 3	Nightingales	J. Reynolds	L. Kitchen	Kingfishers
Year 4	Avocets	L. Gorman M. Gould	D. Hill	Nightingales
Year 4	Oystercatchers	M. Gould S. Richardson	J. Murphy	Sandmartins
Year 5	Hérons	E. Jefferson L. Drinkwater	O. Plotnik	Oystercatchers
Year 5	Cranes	India C	R. Hubbard	Avocets
Year 6	Razorbills	H. Cotton	T. Collins	Cranes
Year 6	Swifts	R. Lawrence	B. Hart	Hérons
	Doves	K. Scott K. Kearney	P. Bartholemew L. Neal C. Roberts N. Relph N. Farley	N/A

Oh What Fun We Had!

The Year 6s had their leavers celebration this past Friday. They engaged in team building activities, showcasing their POW values and facing the physical challenge of an assault course. This was followed by an overnight sleepover in school. The children had a pizza dinner, campfire (songs provided by Mr Elvy) and a film before heading off to bed. They had an amazing time and next time we might call it a 'wakeover' as little sleep was had due to the excitement.

A big thank you to Mrs Collins, Mr Hart, Mr Parker, Miss Cotton and Mr Elvy for the great memories!



Our Year 6 Sleepover!



Last week, we had an extremely fun activity day and sleepover. We would like to tell you about how much fun we had and how much we enjoyed it!

The teachers that were involved were Mr. Elvy, Miss. Cotton, Mr. Hart, Mrs. Collins, Mrs. Hubbard and Mrs. Wallace. We wouldn't have been able to have this amazing experience without them!

In the morning we did an assault course and hub challenge. This helped with our team building skills. At three o'clock we went home and when we came back at six o'clock, we had pizza in the hall and

toasted marshmallows on the gield. We also watched a movie in the hall with snacks!

Due to Covid-19 PGL was cancelled, but instead, our teachers organised the activity day and sleepover. It happened on Friday 16th July 2021 and the hub challenge and assault course took place on the gield. We also slept in the year 5 and 6 classrooms!

It was all down to our amazing teachers. It wouldn't have happened without them!

Overall, our favourite parts were having pizza and watching a movie. We also got no sleep, and couldn't stop talking!

It was so much fun and the year 6's really enjoyed it. We also want to thank Mr. Elvy because sadly Ms. Lawrence couldn't make it and without him volunteering our year 6 sleepover wouldn't have gone ahead. By Phoebe, J and Jasmine. A.

Gardening News

What a great year we have had in school for growing! Every year group took ownership of one of the flower beds around the school, really showing their patience, responsibility, creativity and sometimes optimism POW values. I think you will all agree they look absolutely fantastic.

The gardening club in Year 3 and 4 took on the small allotment in the school grounds and have successfully managed to grow beans, peas, blackcurrants, potatoes, spinach, courgettes and beetroot. They have also uncovered a hidden path and built a new bug hotel.

Well done to you all as you have done a brilliant job. Mrs Whale is very proud.

Reported by Mrs Whale



Politeness Cup

Celebrating our children with impeccable manners who put a smile on our faces. We focus on many POW values each week but we know how politeness can support them all. Well done to Tyler (Y5) and Jack and Jamie (Y1)



Tyler



Jack and Jamie

Fun Learning for Pupils with Oak National Academy

Oak National Academy's newly launched [Summer Learning Support package](#) offers optional lessons, formative tools and creative and active enrichment resources to help prepare pupils for next year. It can all be accessed by pupils with no charges for data, as mobile networks will continue to keep Oak's site data free all summer.



OAK
NATIONAL
ACADEMY

Discovering a Love of Reading

To celebrate our final month in our Year of Reading, the wonderful Warblers enjoyed sharing their favourite stories with their favourite toy. We really enjoyed talking about our books, and their authors and looked for instances in the stories where the characters in the stories were showing their POW values. We discovered that in *The Woolly Bear Caterpillar* - a new book by Julia Donaldson and illustrated by Yuval Zommer (one of Mrs Williams' favourite illustrators) the main character showed patience resilience and optimism when other prettier, boastful caterpillars talked about growing up into beautiful moths. A great role model for us all!

Reported by Mrs Williams




Recommended Read (Lower KS2)

Just William | Author: Richmal Crompton

Meet everyone's favourite troublemaker!

In Richmal Crompton's *Just William*, the Outlaws plan a day of non-stop adventure. The only problem is that William is meant to be babysitting. But William won't let that stop him having fun with his gang - he'll just bring the baby along!

There is only one William. This tousle-headed, snub-nosed, hearty, loveable imp of mischief has been harassing his unfortunate family and delighting his hundreds of thousands of admirers since 1922.



Gold Awards

We continue to award children each week for showing their POW values and showing Excellent Learning and Friendship. Here are the gold awards for this week.



Puffins - Sophia and Tiffany

Sophia and Tiffany for all your great work and for being good friends.




Ducklings - Matthew

Matthew has been a fantastic member of Ducklings class this year. He has tried his hardest and worked very hard. Well done Matthew!



Robins - Emily

Emily for showing confidence in sharing in class and determination in improving her writing. Well done, Emily!




Blackbirds - Aiyla

Aiyla, her progress this year has been absolutely fantastic. She is now such a confident and independent learner who consistently applies herself to all tasks and achieves her best. Aiyla is a model West St Leonard's pupil and has been such a pleasure to teach this year.



Warblers - Isla

Isla has worked hard across the curriculum and shows cheerfulness and enthusiasm! Well done Isla



Kingfishers - Penny-Sue

Penny-Sue, it has been a thrill this year to see you grow in confidence across the curriculum but particularly in Maths. Well done for showing such great resilience and dedication to your learning!





Nightingales - Emily

Emily for her superb attitude towards her home learning. Even though Year 3 can't be in school for the end of the Year, Emily has shown her resilience POW value by ensuring that all of her work is still completed to the highest standard. Well done, Emily!



Sandmartins - Stanley

Stanley is to be congratulated for his excellent engagement with the home learning this week. In our TEAMS assemblies, Stanley has been regularly contributing fantastic answers, and it is clear that he takes pride in all his learning. Well done, Stanley!




Avocets - The Whole Class

Avocets, throughout the year you have all shown fantastic resilience and co-operation. Despite various challenges, they have all remained optimistic and have shone throughout the year. Well done.




Oystercatchers - Jack

Jack for his fantastic attitude towards learning. Jack has been showing all of his POW values this week during his maths learning. It is fantastic to see you so engaged in number sequences. Well done for challenging yourself. You really are a super star!



Heron - Violet

Violet for working hard even though her talk partner has not been here this week, especially persevering in Maths lessons. Well done for showing your POW values.



Cranes - Jack

Jack for wonderful progress this year, showing independence in his learning and persevering with his presentation. Well done Jack, keep up the great work!



Razorbills - The Whole Class

For a successful year and final week at primary school.



Swifts - The Whole Class

For a successful year and final week at primary school.



Doves - The Whole Class

All the Doves children on this week's Gold Award award! You have worked so hard this academic year, despite the various challenges of lockdown and not being able to return to your main classroom in the afternoon. Despite these obstacles, you have flourished in your learning with resilience in your focus and hard suggestive words to each other, and we couldn't be prouder of each and every one of you. Well done to you all. Doves, you are all amazing! We cannot wait for more wonderful learning with you all next year! You have a wonderful, peaceful summer holiday! You deserve it!



Balance Time PE Home Learning



Can you keep trying to improve your performance?

Time to Learn:

- How many different body parts can you balance on?
- Can you balance on your back and tummy? What do you do with your arms and legs?
- Can you balance on your hands and feet? Can you lift one hand or leg off the floor?
- Choose your favourite three balances.
- Can you add them together to make a sequence. Perform your sequence to someone else. What do they think?



Try balancing on your back, rolling over and then balancing on your tummy.



As you create your sequence, make sure you have at least one high and one low balance.



Try creating pair balances by connecting to a different family member.

Top Tips

Be Still!

- All balances must be held completely still for at least four seconds. Make your balances excellent by pointing your fingers and toes.



Let's Reflect

Can you hold your balances still?
Did you try a variety of ways of putting your sequence together?



Complete P.E.
INSPIRE LEARN SUCCEED



**YOUTH
SPORT
TRUST**

Academic Year 2021-2022

2021-2022

West St Leonards Primary Academy

September '21						
S	M	T	W	T	F	S
			1	2	3	4
5	6	7	8	9	10	11
12	13	14	15	16	17	18
19	20	21	22	23	24	25
26	27	28	29	30		

October '21						
S	M	T	W	T	F	S
					1	2
3	4	5	6	7	8	9
10	11	12	13	14	15	16
17	18	19	20	21	22	23
24	25	26	27	28	29	30
31						

November '21						
S	M	T	W	T	F	S
	1	2	3	4	5	6
7	8	9	10	11	12	13
14	15	16	17	18	19	20
21	22	23	24	25	26	27
28	29	30				

December '21						
S	M	T	W	T	F	S
			1	2	3	4
5	6	7	8	9	10	11
12	13	14	15	16	17	18
19	20	21	22	23	24	25
26	27	28	29	30	31	

January '22						
S	M	T	W	T	F	S
						1
2	3	4	5	6	7	8
9	10	11	12	13	14	15
16	17	18	19	20	21	22
23	24	25	26	27	28	29
30	31					

February '22						
S	M	T	W	T	F	S
		1	2	3	4	5
6	7	8	9	10	11	12
13	14	15	16	17	18	19
20	21	22	23	24	25	26
27	28					

March '22						
S	M	T	W	T	F	S
		1	2	3	4	5
6	7	8	9	10	11	12
13	14	15	16	17	18	19
20	21	22	23	24	25	26
27	28	29	30	31		


April '22						
S	M	T	W	T	F	S
					1	2
3	4	5	6	7	8	9
10	11	12	13	14	15	16
17	18	19	20	21	22	23
24	25	26	27	28	29	30


May '22						
S	M	T	W	T	F	S
1	2	3	4	5	6	7
8	9	10	11	12	13	14
15	16	17	18	19	20	21
22	23	24	25	26	27	28
29	30	31				

June '22						
S	M	T	W	T	F	S
			1	2	3	4
5	6	7	8	9	10	11
12	13	14	15	16	17	18
19	20	21	22	23	24	25
26	27	28	29	30		

July '22						
S	M	T	W	T	F	S
					1	2
3	4	5	6	7	8	9
10	11	12	13	14	15	16
17	18	19	20	21	22	23
24	25	26	27	28	29	30
31						

August '22						
S	M	T	W	T	F	S
	1	2	3	4	5	6
7	8	9	10	11	12	13
14	15	16	17	18	19	20
21	22	23	24	25	26	27
28	29	30	31			

 Bank or Public Holiday

 Classes resume

 School Holidays

 INSET DAY

 End of Term

England's First Art GeoTour

Using geocaching, the GPS enabled digital treasure hunt technology, communities from the 7 locations that are part of England's Creative Coast were invited to share their personal stories of their town and local area. These have come together to make England's first Art Geotour, stretching from Harwich to Eastbourne.

Our trail stretches from Hastings Country Park in the east to Combe Valley in the west. Each geocache has been uniquely crafted to tell a story about the site, or the people who have made it.



Download the free geocaching app at www.geocaching.com, create an account and search for the Geotour GT4A5.

Using GPS technology, navigate to each site and use the hints to find the geocaches. A QR code at each cache links to additional information, images and soundtracks.



Sign the logbook each time and log your cache in the app. Rewards for those who find all 6.

Culture Shift, our project partner, recruited the artists and groups. They have worked with us since the gallery opened, starting the first schools programme in 2012 and supporting the development of our early years' activities.

Start geocaching! Find our 6 and the many others in the area.

England's
**CREATIVE
COAST**

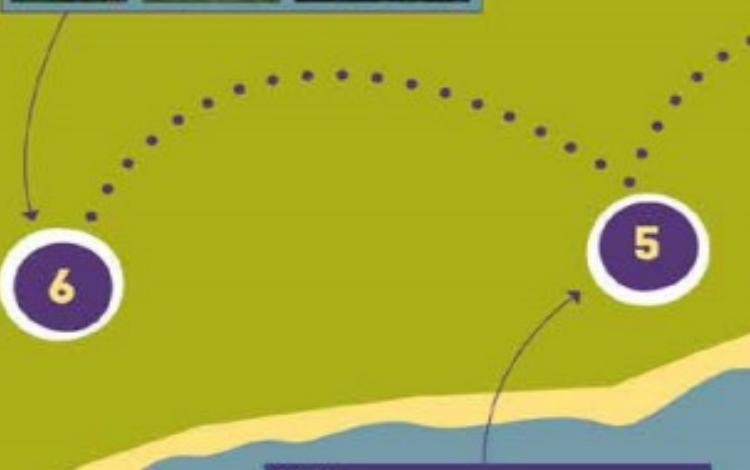
Hastings Geocaches

Here's a little about the people who have been involved...

CACHE 6

Artists: Elise Liversedge and Julie Willard
Partner: Friends of Combe Valley

The final cache has been made by Elise Liversedge and Julie Willard, two artist members of the Friends of Combe Valley. Combe Valley Countryside Park is an area of 1480 acres of woodland, marsh and beach between Hastings and Bexhill. The cache reflects the activities of the group who have been planting meadow turf and sowing native wild flowers as part of a slow process of re-wilding the valley away from municipal grasses which had been seeded as a quick fix for covering landfill and creating sports pitches.



CACHE 5

Artist: Eastbourne Studio Pottery
Partner: Rough Sleeper Initiative

This cache has been created by Eastbourne Studio Pottery working with ex rough sleepers who have been rehoused during the pandemic through the Rough Sleepers Initiative. It is the start of a longer project supporting people to build confidence, develop skills and explore their own creativity. The group discussed what it feels like to have a place you can call home and how something as simple as owning a set of keys becomes a powerful symbol of being housed, worn on a lanyard like a talisman.



CACHE 3

Artist Janey Moffatt

Partner Sacred Heart RC Primary School

This cache was made by artist Janey Moffatt with school children from Sacred Heart Roman Catholic Primary School in Hastings Old Town and co-facilitator Anna Atkinson. The children named themselves 'The Sneaky Sketchers' as the project was all about hiding and finding artwork in the great outdoors. The idea for the cache came from the tiny paper logbook scrolls that are often found in small Geocaches. They used a variety of printing processes to create the work, including Cyanotype, heat transfer, rust printing and lino cut. You can find out more about their process here: <https://thesneakysketchers.tumblr.com/>



CACHE 1

Artist Mary Hooper Partner Groundworks

Kelly Morgan, Cath Cooper, and Sally Vennard, volunteers on Hidden Hastings Heritage Project, worked with artist Mary Hooper to research and create a geocache in Hastings Country Park. They were keen to share some of the rich history of this coastline with stories ranging from the times of the dinosaurs to tales of aviator Amy Johnson, to World War 2, smuggling and the coast guard lives. Their cache includes objects that refer to these many stories.



CACHE 2

Artists Fatima Esayli & Leigh Malahollo Partner The Refugee Buddy Project

This cache was developed by two members of the Refugee Buddy Project (Hastings, Rother & Wealden) Fatima Esayli, an architecture student, and Leigh Malahollo, a digital content creator. The charity works alongside Local Authorities to make our new fellow-citizens feel welcome here by teaming local volunteers up with newly arrived refugees. Their cache evokes memories and stories about the sea and their site is close to the beach where migrant boats have landed.



CACHE 4

Artist Becky McCray Partner Hastings Youth Council

The cache is a collaboration between Hastings Youth Council (HYC) and Becky McCray, an artist-activist who works to break down boundaries between art, activism and everyday life. HYC is a group of 14 to 21-year-olds who are passionate about empowering youth voice and making change. They are supported by Education Futures Trust and their co-chair, GC Haribo, is an expert geocacher. Their cache draws on aspects of Hastings Life which the Young People felt were important to their identities and experiences growing up in a seaside town.

