



# The Parents' Guide to Google Classroom

# What is Google Classroom?

Think of Google Classroom (GC) as your child's digital link to learning.

Teachers use GC to share assignments, homework, newsletters, and much more with students AND parents!



# Getting Started



Your child was provided with a secure login and password that is unique to them.

Check with his/her teacher to obtain this private information OR ask them to add you as a parent via email!

# Getting Started



1

Click on the Google  
Chrome browser  
icon.

# Getting Started



2

Type [www.google.com](http://www.google.com)  
into your web  
address bar.

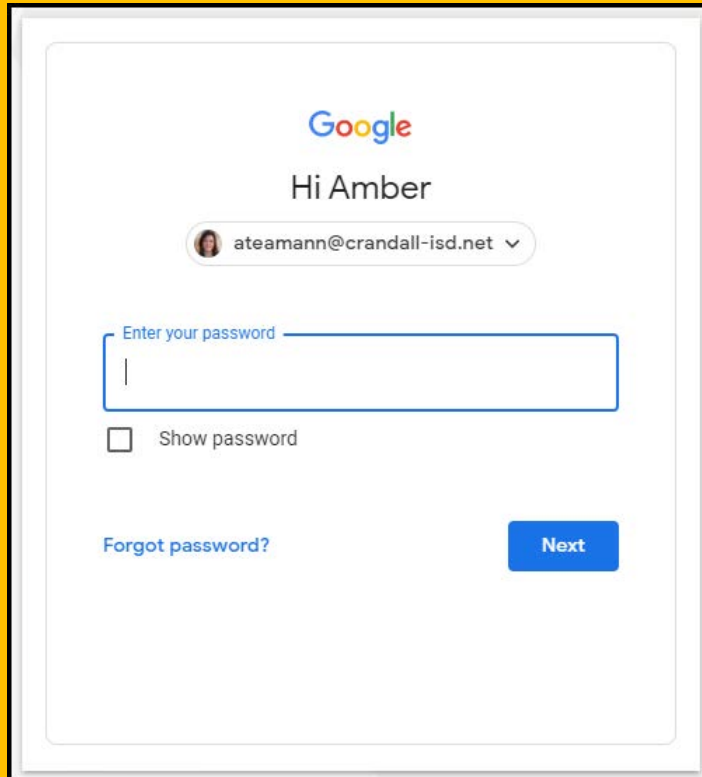
# Getting Started



3

Click on **SIGN IN** in the upper right hand corner of the browser window.

# Getting Started

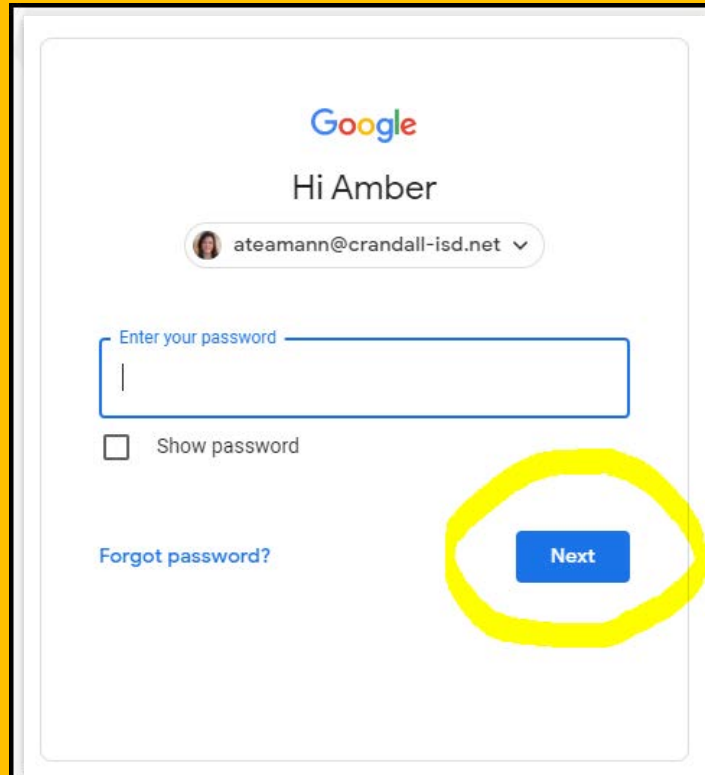


The screenshot shows a Google login interface. At the top is the Google logo. Below it, the text "Hi Amber" is displayed. A dropdown menu shows the email address "ateamann@crandall-isd.net" with a small profile picture icon to the left. Below the email is a password input field with the placeholder text "Enter your password". Underneath the password field is a checkbox labeled "Show password". At the bottom left, there is a link that says "Forgot password?". At the bottom right, there is a blue button labeled "Next".

4

Type in your child's  
Google Email address  
& click "next."

# Getting Started



Google

Hi Amber

ateamann@crandall-isd.net

Enter your password

Show password

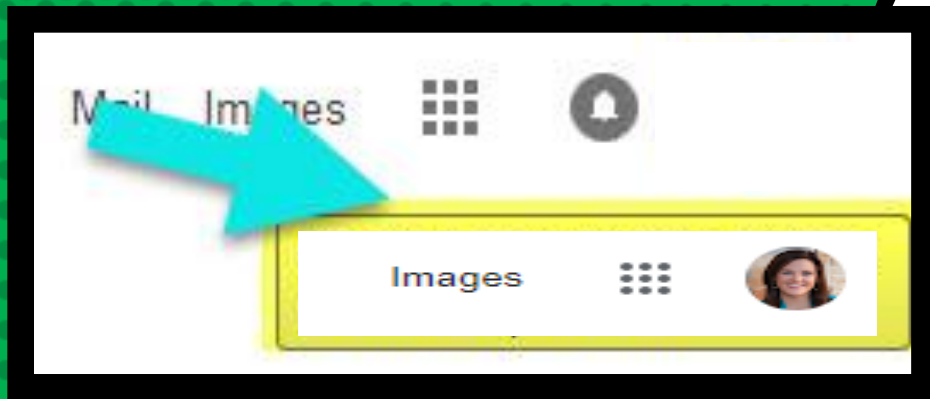
Forgot password?

Next

5

Type in your  
**PASSWORD**  
& click "next."



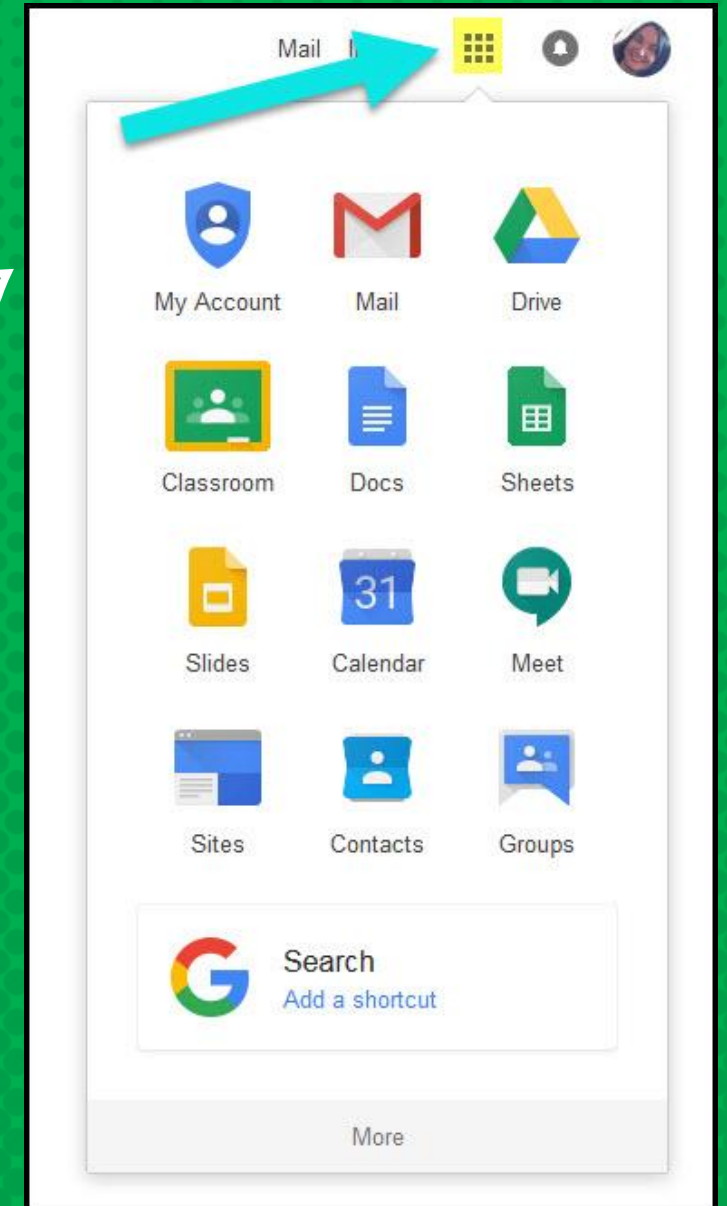


***NOW YOU'LL SEE***

that you are signed in to  
your Google Apps for  
Education account!

# GOOGLE SUITE

Click on the 9 squares (Waffle/Rubik's Cube) icon in the top right hand corner to see the Google Suite of Products!



# GOOGLE ICONS TO RECOGNIZE:



CHROME



DOCS




DRIVE



SLIDES



SHEETS



FORMS



CALENDAR



GMAIL



PHOTOS



MAPS



KEEP



CLASSROOM



MEET



HANGOUTS



SITES



CONTACTS



CLOUD



CLOUD SEARCH



YOUTUBE




NEWS



VAULT



MY ACCOUNT

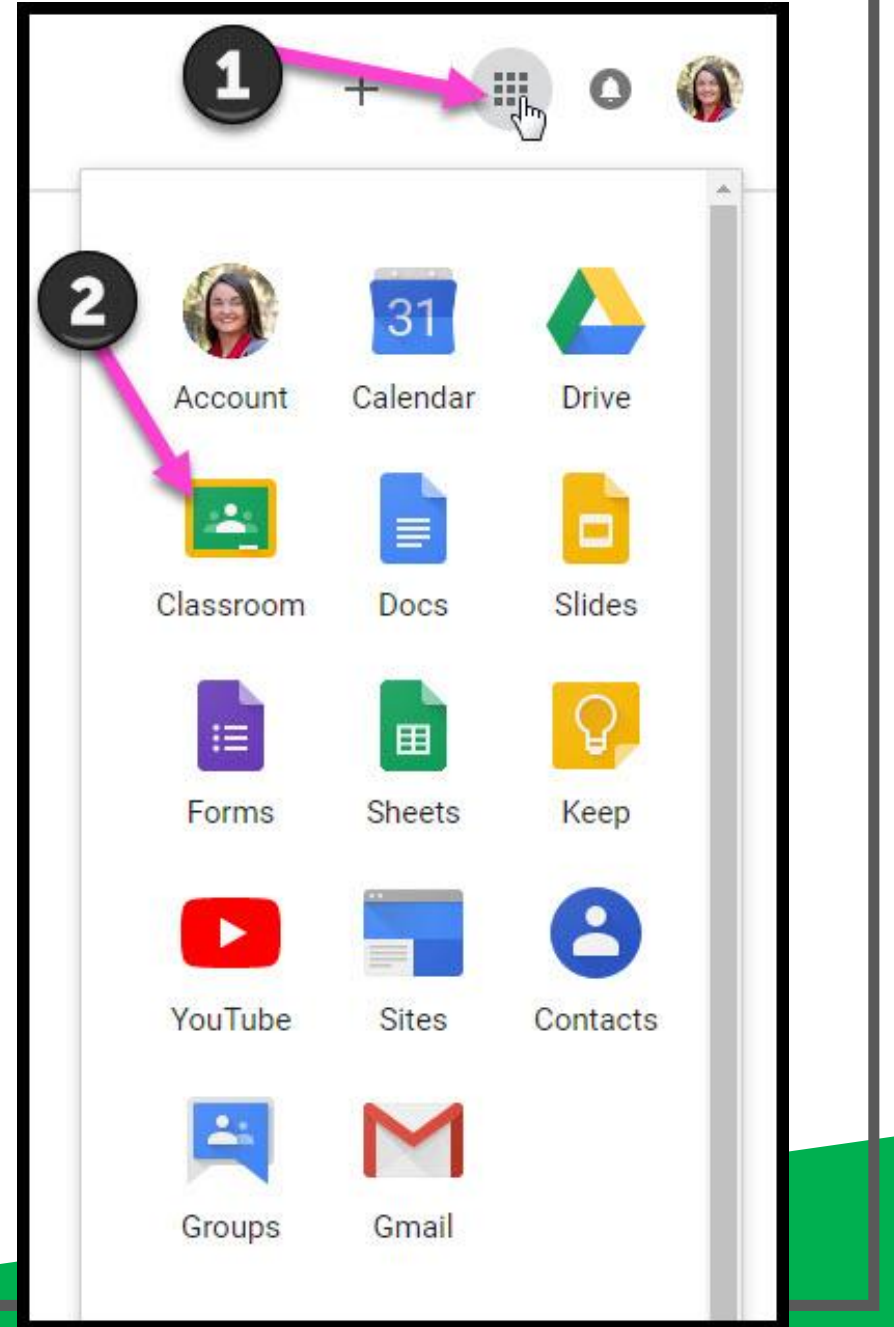


GROUPS

# Navigating Classroom

1

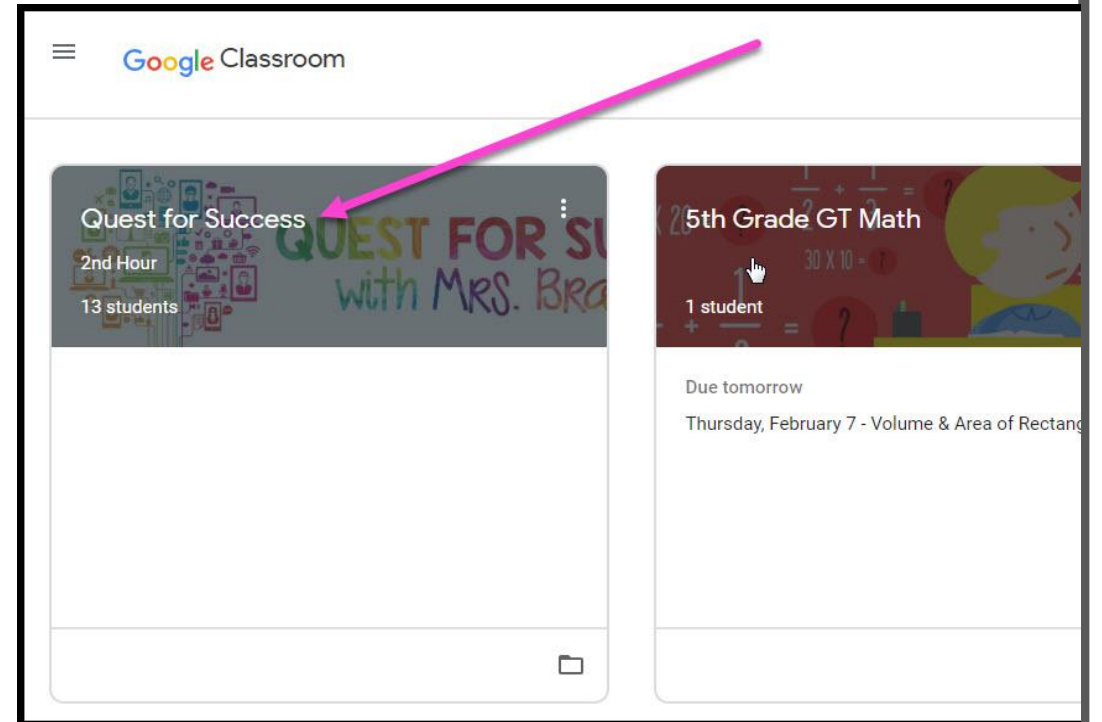
Click on the waffle button and then the [Google Classroom](#) icon.



# Navigating Classroom

2

Click on the class you wish to view.

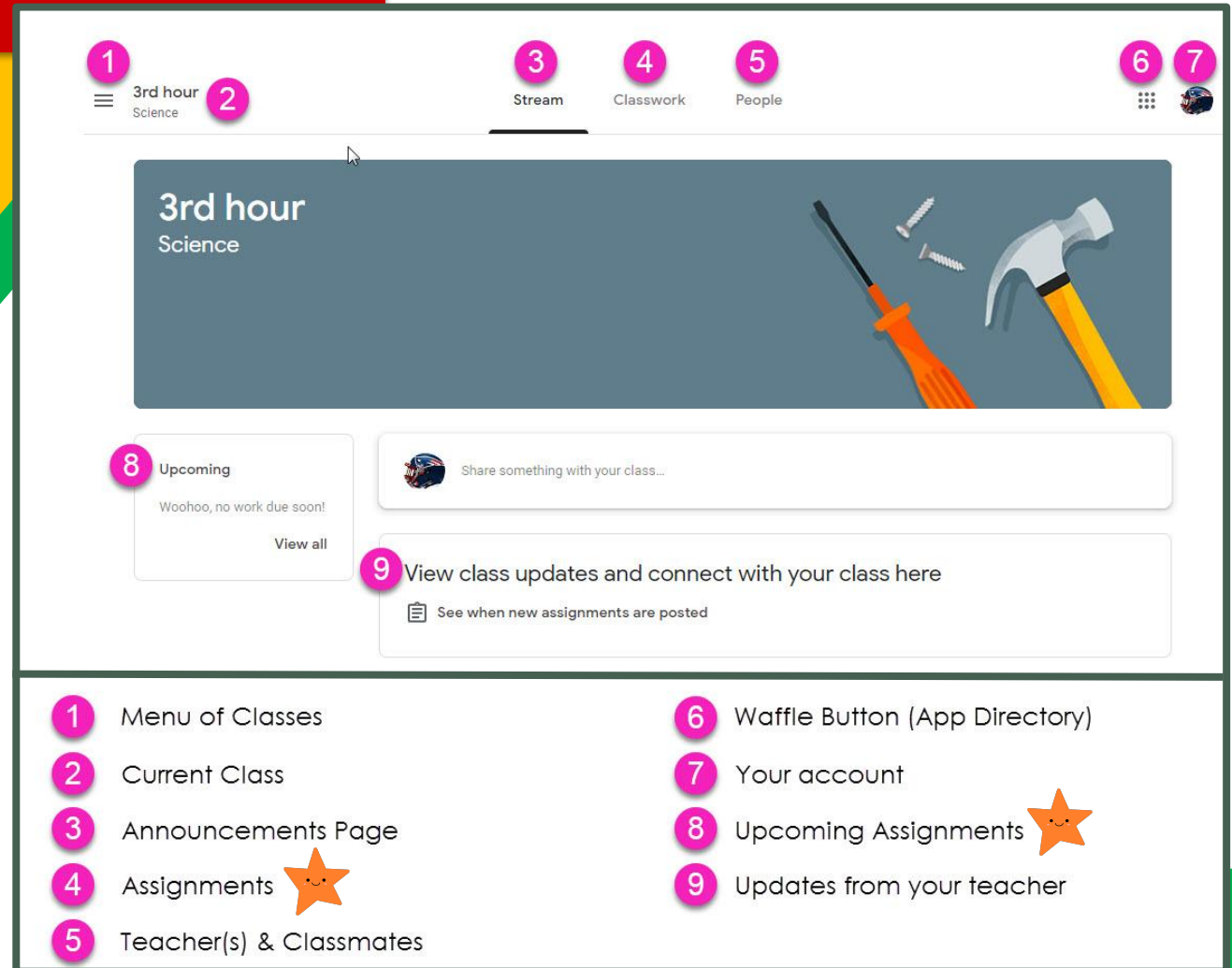


# Navigating Classroom



 = High Interest for Parents

# 3

Page tools  
(Left side)



The screenshot shows a Classroom page for '3rd hour Science'. The page layout includes a top navigation bar with a menu icon (1), the current class name (2), and tabs for 'Stream' (3), 'Classwork' (4), and 'People' (5). On the right side of the top bar are a waffle button (6) and a profile picture (7). The main content area features a header for the class (2) with a background image of tools, an 'Upcoming' section (8) with a 'View all' link, a sharing box, and a section for class updates (9) with a 'See when new assignments are posted' option. A legend at the bottom explains the numbered callouts.

- 1 Menu of Classes
- 2 Current Class
- 3 Announcements Page
- 4 Assignments 
- 5 Teacher(s) & Classmates
- 6 Waffle Button (App Directory)
- 7 Your account
- 8 Upcoming Assignments 
- 9 Updates from your teacher

# Navigating Classroom

4

Assignment  
details

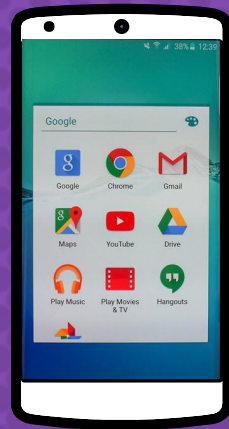
The screenshot displays the Classroom interface with the following elements and callouts:

- 1** Classwork Tab
- 2** View your work
- 3** Google Calendar and Class Drive folder
- 4** People
- 5** All topics
- 6** Benchmark Tests
- 7** Assignment Title: For the Week of September 2 - 6
- 8** Assignment Due Date: Due Today
- 9** Assignment Status: Assigned
- 10** Attached files/links: Day 1 - Multistep Equatio... PDF, Day 2 - Variables on Both... PDF, Day 3 - Infinite & No Solu... PDF, Day 4 - Algebraic Propor... PDF
- 11** Click to view assignment

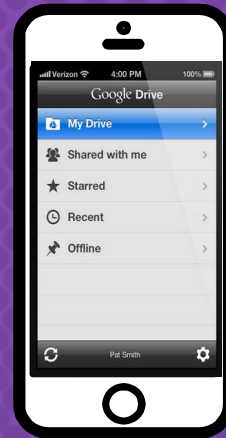
<b>1</b> Classwork Tab	<b>5</b> Topics available	<b>9</b> Assignment Status
<b>2</b> See your Grades	<b>6</b> Topic Headings	<b>10</b> Attached files/links
<b>3</b> See Due Dates	<b>7</b> Assignment Title	<b>11</b> Click to view assignment
<b>4</b> View your files	<b>8</b> Assignment Due Date	

# ACCESS

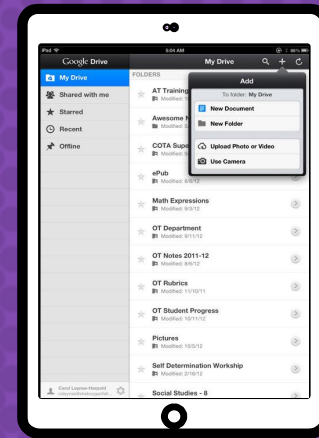
# ANYWHERE



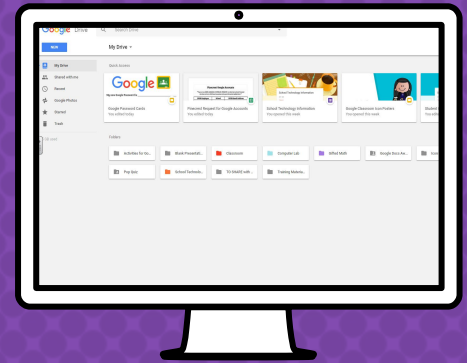
**ANDROID**



**IPHONE**



**TABLET**



**DESKTOP**





# GOOGLE APPS

---

allow you to edit Google assignments from any device that is connected to the internet!



Download on the  
App Store



GET IT ON  
Google Play

# QUESTIONS?



Email me at  
[ateamann@crandall-isd.net](mailto:ateamann@crandall-isd.net)