

Fairfield Public Schools
Music Department Curriculum
Band Skill Levels

Elementary Band Instrument Skill Level 1

Objectives to Be Met By All Band Students

A student has completed a given level when he/she has successfully achieved the following:

Level 1

Students will

1. Enumerate whole, half, dotted half, quarter and eighth note rhythms and their corresponding rests excluding eighth notes.
 2. Play and read 4/4 and 2/4 time signatures, Identify 3/4 time signature
 3. Perform dynamic levels of p, mp, mf, f
 4. Identify symbols: treble clef, bass clef, barline, measure, repeat sign, double barline.
 5. Identify and define the following terms: repeat sign, slur, unison, divisi, solo, soli, tutti, sharp, flat, natural, pp, p, mp, mf, f, ff, crescendo, decrescendo, time signature (beats per measure), key signature.
-

Level 1 by instrument

Flute:

Range: low G to Bb above the staff

1. Identify written note names and demonstrate fingerings throughout the range.
2. Produce a characteristic tone and embouchure throughout the range.
3. Articulate cleanly; single tongue and slur simple rhythmic and melodic patterns.
4. Play four (4) beat phrases in one breath (quarter note =60)
5. Play and read one octave major scale: concert B^b

Oboe:

Range: low G to Bb above the staff

1. Identify written note names and demonstrate fingerings throughout the range.
2. Produce a characteristic tone and embouchure throughout the range.
3. Articulate cleanly; single tongue and slur simple rhythmic and melodic patterns.
4. Play eight (8) beat phrases in one breath (quarter note =80)
5. Play and read one octave major scale: concert B^b

Clarinet:

Range: low G to Bb on the staff

1. Identify written note names and demonstrate fingerings throughout the range.
2. Produce a characteristic tone and embouchure throughout the range.
3. Articulate cleanly; single tongue and slur simple rhythmic and melodic patterns.
4. Play eight (8) beat phrases in one breath (quarter note =80)
5. Play and read one octave major scale: concert B^b (clarinet C split octave)

Bassoon:

Range: low F to Bb above the staff

1. Identify written note names and demonstrate fingerings throughout the range.
2. Produce a characteristic tone and embouchure throughout the range.

3. Articulate cleanly; single tongue and slur simple rhythmic and melodic patterns.
4. Play eight (8) beat phrases in one breath (quarter note =60)
5. Play and read one octave major scale: concert B^b, F and E^b scale and arpeggio

Alto Saxophone/Bari Saxophone:

Range: low F to G above the staff

1. Identify written note names and demonstrate fingerings throughout the range.
2. Produce a characteristic tone and embouchure throughout the range.
3. Articulate cleanly; single tongue and slur simple rhythmic and melodic patterns.
4. Play eight (8) beat phrases in one breath (quarter note =80)
5. Play and read one octave major scale: concert B^b (alto saxophone G major scale)

Tenor Saxophone:

Range: low F to C above the staff

1. Identify written note names and demonstrate fingerings throughout the range.
2. Produce a characteristic tone and embouchure throughout the range.
3. Articulate cleanly; single tongue and slur simple rhythmic and melodic patterns.
4. Play eight (8) beat phrases in one breath (quarter note =80)
5. Play and read one octave major scale: concert B^b (tenor C)

Trumpet:

Range: low B^b to C on the staff

1. Identify written note names and demonstrate fingerings throughout the range.
2. Produce a characteristic tone and embouchure throughout the range.
3. Articulate cleanly; single tongue and slur simple rhythmic and melodic patterns.
4. Play eight (8) beat phrases in one breath (quarter note =80)
5. Play and read one octave major scale: concert B^b (trumpet C)

French Horn:

Range: low C to D on the staff

1. Identify written note names and demonstrate fingerings throughout the range.
2. Produce a characteristic tone and embouchure throughout the range.
3. Articulate cleanly; single tongue and slur simple rhythmic and melodic patterns.
4. Play eight (8) beat phrases in one breath (quarter note =80)
5. Play and read one octave major scale: concert B^b (horn F split octave)

Trombone:

Range: low A^b to B^b above the staff

1. Identify written note names and demonstrate fingerings throughout the range.
2. Produce a characteristic tone and embouchure throughout the range.
3. Articulate cleanly; single tongue simple rhythmic and melodic patterns.
4. Play eight (8) beat phrases in one breath (quarter note =80)
5. Play and read one octave major scale: concert B^b

Baritone/Tuba/Euphonium:

Range: low A^b to B^b on the staff

1. Identify written note names and demonstrate fingerings throughout the range.
2. Produce a characteristic tone and embouchure throughout the range.
3. Articulate cleanly; single tongue and slur simple rhythmic and melodic patterns.
4. Play eight (8) beat phrases in one breath (quarter note =80)
5. Play and read one octave major scale: concert B^b

Mallet Percussion:

Range: low B^b to B^b above the staff

1. Identify written note names and demonstrate fingerings throughout the range.
2. Produce a characteristic tone with correct hand position and correct stroke.
3. Play simple rhythmic and melodic patterns using proper stroke technique.
4. Play and read one octave major scale: concert B^b

Battery Percussion:

1. Identify and demonstrate proper sticking: single stroke, multiple bounce stroke, paradiddle, flam, and flam tap.
2. Produce a characteristic tone on snare drum (with matched grip), bass drum, and auxiliary percussion.
3. Articulate simple rhythmic patterns cleanly, using single strokes.

Band
Skill Level II
(Grade 6)

Objectives to be Met by All Band Students

A student has completed a given level when he/she has successfully achieved the following:

Level II

Students will

- Enumerate and perform whole note, half note, dotted half note, quarter note, eighth note rhythms in simple meter, including corresponding rests.
 - Play and read 4/4, 2/4, 3/4 time signatures.
 - Perform dynamic levels of pp, p, mp, mf, f, ff
 - Identify symbols: Accent, barline, bass clef, common time, crescendo, decrescendo, double barline, fermata, flat, key signature, measure, natural, repeat sign, sharp, single measure repeat, slur, tie, treble clef
 - Identify and perform the following terms: allegro, andante, diminuendo, divisi, forte, fortissimo, mezzoforte, mezzopiano, moderato, pianissimo, piano, ritardando, soli, solo, tempo, tutti, unison
-

Level II by Instrument

Flute

Range: G4 to D6

- 1) Identify written note names and demonstrate fingerings throughout the range.
- 2) Produce a characteristic tone and embouchure throughout the range.
- 3) Articulate cleanly; single tongue and slur simple rhythmic and melodic patterns.
- 4) Play eight (8) beat phrases in one breath (quarter note =60)
- 5) Play and read one octave major scales: Concert Bb, Eb, and F.

Oboe

Range: Eb4 to Bb5

- 1) Identify written note names and demonstrate fingerings throughout the range.
- 2) Produce a characteristic tone and embouchure throughout the range.
- 3) Articulate cleanly; single tongue and slur simple rhythmic and melodic patterns.
- 4) Play eight (8) beat phrases in one breath (quarter note =60)
- 5) Play and read one octave major scales: Concert Bb, Eb, and F.

Clarinet

Range: E3 to G5

- 1) Identify written note names and demonstrate fingerings throughout the range.
- 2) Produce a characteristic tone and embouchure throughout the range.
- 3) Articulate cleanly; single tongue and slur simple rhythmic and melodic patterns.
- 4) Play eight (8) beat phrases in one breath (quarter note =60)
- 5) Play and read one octave major scales: Concert Bb, Eb, and F.

Bass Clarinet

Range: E3 to G5

- 1) Identify written note names and demonstrate fingerings throughout the range.
- 2) Produce a characteristic tone and embouchure throughout the range.
- 3) Articulate cleanly; single tongue and slur simple rhythmic and melodic patterns.
- 4) Play eight (8) beat phrases in one breath (quarter note =60)
- 5) Play and read one octave major scales: Concert Bb, Eb, and F.

Bassoon

Range: F3 to Bb5

- 1) Identify written note names and demonstrate fingerings throughout the range.
- 2) Produce a characteristic tone and embouchure throughout the range.
- 3) Articulate cleanly; single tongue and slur simple rhythmic and melodic patterns.
- 4) Play eight (8) beat phrases in one breath (quarter note =60)
- 5) Play and read one octave major scales: Concert Bb, Eb, and F.

Alto Saxophone/Bari Saxophone

Range: D4 to C6

Identify written note names and demonstrate fingerings throughout the range.

- 1) Produce a characteristic tone and embouchure throughout the range.
- 2) Articulate cleanly; single tongue and slur simple rhythmic and melodic patterns.
- 3) Play eight (8) beat phrases in one breath (quarter note =60)
- 4) Play and read one octave major scales: Concert Bb, Eb, and F.

Tenor Saxophone

Range: D4 to C6

Identify written note names and demonstrate fingerings throughout the range.

- 1) Produce a characteristic tone and embouchure throughout the range.
- 2) Articulate cleanly; single tongue and slur simple rhythmic and melodic patterns.
- 3) Play eight (8) beat phrases in one breath (quarter note =60)
- 4) Play and read one octave major scales: Concert Bb, Eb, and F.

Trumpet

Range: Bb3 to D5

Identify written note names and demonstrate fingerings throughout the range.

- 1) Produce a characteristic tone and embouchure throughout the range.
- 2) Articulate cleanly; single tongue and slur simple rhythmic and melodic patterns.
- 3) Play eight (8) beat phrases in one breath (quarter note =60)
- 4) Play and read one octave major scales: Concert Bb, Eb, and F.

French Horn

Range: C4 to D5

Identify written note names and demonstrate fingerings throughout the range.

- 1) Produce a characteristic tone and embouchure throughout the range.
- 2) Articulate cleanly; single tongue and slur simple rhythmic and melodic patterns.
- 3) Play eight (8) beat phrases in one breath (quarter note =60)
- 4) Play and read one octave major scales: Concert Bb, Eb, and F.

Trombone/Euphonium

Range: Ab2 to C4

Identify written note names and demonstrate fingerings throughout the range.

- 1) Produce a characteristic tone and embouchure throughout the range.
- 2) Articulate cleanly; single tongue and slur simple rhythmic and melodic patterns.
- 3) Play eight (8) beat phrases in one breath (quarter note =60)
- 4) Play and read one octave major scales: Concert Bb, Eb, and F.

Tuba

Range: Ab1 to C3

Identify written note names and demonstrate fingerings throughout the range.

- 1) Produce a characteristic tone and embouchure throughout the range.
- 2) Articulate cleanly; single tongue and slur simple rhythmic and melodic patterns.
- 3) Play eight (8) beat phrases in one breath (quarter note =60)
- 4) Play and read one octave major scales: Concert Bb, Eb, and F.

Mallet Percussion

Range: Ab3 to F5

Identify written note names and demonstrate fingerings throughout the range.

- 1) Produce a characteristic tone and embouchure throughout the range.
- 2) Articulate cleanly; single tongue and slur simple rhythmic and melodic patterns.
- 3) Play eight (8) beat phrases (quarter note =60)
- 4) Play and read one octave major scales: Concert Bb, Eb, and F.

Battery Percussion

- 1) Identify and demonstrate proper sticking; single stroke, double stroke, multiple bounce stroke, paradiddle, flam, flam tap.
- 2) Produce a characteristic tone on snare drum (with matched grip), bass drum and auxiliary percussion.
- 3) Articulate simple rhythmic patterns cleanly, using single, double, and multiple bounce strokes.

Band
Skill Level III
(Grade 7)

Objectives to be Met by All Band Students

A student has completed a given level when he/she has successfully achieved the following:

Level III

Students will

- Enumerate and perform whole note, half note, dotted half note, dotted quarter note, quarter note, eighth note, and sixteenth note patterns in simple meter, including corresponding rests.
 - Play and read 4/4, 2/4, 3/4, 2/2 time signatures.
 - Perform dynamic levels of pp, p, mp, mf, f, ff.
 - Identify symbols: Accent, barline, bass clef, common time, crescendo, **DC al Fine**, decrescendo, double barline, fermata, Fine, **flat**, key signature, measure, natural, repeat sign, sharp, single measure repeat, slur, **staccato**, **tenuto**, tie, treble clef
 - Identify and perform the following terms: **accelerando**, **accidental**, allegro, andante, **articulation**, **breath support**, diminuendo, divisi, **enharmonic**, forte, fortissimo, **key signature**, **largo**, **legato**, mezzoforte, mezzopiano, moderato, pianissimo, piano, **presto**, ritardando, soli, solo, **staccato**, **syncopation**, tempo, tutti, unison
-

Level III by Instrument

Flute

Range: Eb4 to Eb6

- 1) Identify written note names and demonstrate fingerings throughout the range.
- 2) Produce a characteristic tone and embouchure throughout the range.
- 3) Articulate cleanly; single tongue and slur simple rhythmic and melodic patterns.
- 4) Play eight (8) beat phrases in one breath (quarter note =60)
- 5) Play and read one octave major scales: Concert Bb, Eb, F, Ab and C.
- 6) Play and read one octave chromatic scale.

Oboe

Range: C4 to Bb5

- 1) Identify written note names and demonstrate fingerings throughout the range.
- 2) Produce a characteristic tone and embouchure throughout the range.
- 3) Articulate cleanly; single tongue and slur simple rhythmic and melodic patterns.
- 4) Play eight (8) beat phrases in one breath (quarter note =60)
- 5) Play and read one octave major scales: Concert Bb, Eb, F, Ab and C.
- 6) Play and read one octave chromatic scale.

Clarinet

Range: E3 to A5

- 1) Identify written note names and demonstrate fingerings throughout the range.
- 2) Produce a characteristic tone and embouchure throughout the range.
- 3) Articulate cleanly; single tongue and slur simple rhythmic and melodic patterns.
- 4) Play eight (8) beat phrases in one breath (quarter note =60)
- 5) Play and read one octave major scales: Concert Bb, Eb, F, Ab and C.
- 6) Play and read one octave chromatic scale.

Bass Clarinet

Range: E3 to A5

- 1) Identify written note names and demonstrate fingerings throughout the range.
- 2) Produce a characteristic tone and embouchure throughout the range.
- 3) Articulate cleanly; single tongue and slur simple rhythmic and melodic patterns.
- 4) Play eight (8) beat phrases in one breath (quarter note =60)
- 5) Play and read one octave major scales: Concert Bb, Eb, F, Ab and C.
- 6) Play and read one octave chromatic scale.

Bassoon

Range: F3 to Bb5

- 1) Identify written note names and demonstrate fingerings throughout the range.
- 2) Produce a characteristic tone and embouchure throughout the range.
- 3) Articulate cleanly; single tongue and slur simple rhythmic and melodic patterns.
- 4) Play eight (8) beat phrases in one breath (quarter note =60)
- 5) Play and read one octave major scales: Concert Bb, Eb, F, Ab and C.
- 6) Play and read one octave chromatic scale.

Alto Saxophone/Bari Saxophone

Range: C4 to C6

- 1) Identify written note names and demonstrate fingerings throughout the range.
- 2) Produce a characteristic tone and embouchure throughout the range.
- 3) Articulate cleanly; single tongue and slur simple rhythmic and melodic patterns.
- 4) Play eight (8) beat phrases in one breath (quarter note =60)
- 5) Play and read one octave major scales: Concert Bb, Eb, F, Ab and C.
- 6) Play and read one octave chromatic scale.

Tenor Saxophone

Range: C4 to C6

- 1) Identify written note names and demonstrate fingerings throughout the range.
- 2) Produce a characteristic tone and embouchure throughout the range.
- 3) Articulate cleanly; single tongue and slur simple rhythmic and melodic patterns.
- 4) Play eight (8) beat phrases in one breath (quarter note =60)
- 5) Play and read one octave major scales: Concert Bb, Eb, F, Ab and C.
- 6) Play and read one octave chromatic scale.

Trumpet

Range: G3 to F5

- 1) Identify written note names and demonstrate fingerings throughout the range.
- 2) Produce a characteristic tone and embouchure throughout the range.
- 3) Articulate cleanly; single tongue and slur simple rhythmic and melodic patterns.
- 4) Play eight (8) beat phrases in one breath (quarter note =60)
- 5) Play and read one octave major scales: Concert Bb, Eb, F, Ab and C.
- 6) Play and read one octave chromatic scale.

French Horn

Range: A3 to E5

- 1) Identify written note names and demonstrate fingerings throughout the range.
- 2) Produce a characteristic tone and embouchure throughout the range.
- 3) Articulate cleanly; single tongue and slur simple rhythmic and melodic patterns.

- 4) Play eight (8) beat phrases in one breath (quarter note =60)
- 5) Play and read one octave major scales: Concert Bb, Eb, F, Ab and C.
- 6) Play and read one octave chromatic scale.

Trombone/Euphonium

Range: F2 to Eb4

- 1) Identify written note names and demonstrate fingerings throughout the range.
- 2) Produce a characteristic tone and embouchure throughout the range.
- 3) Articulate cleanly; single tongue and slur simple rhythmic and melodic patterns.
- 4) Play eight (8) beat phrases in one breath (quarter note =60)
- 5) Play and read one octave major scales: Concert Bb, Eb, F, Ab and C.
- 6) Play and read one octave chromatic scale.

Tuba

Range: Ab1 to D3

- 1) Identify written note names and demonstrate fingerings throughout the range.
- 2) Produce a characteristic tone and embouchure throughout the range.
- 3) Articulate cleanly; single tongue and slur simple rhythmic and melodic patterns.
- 4) Play eight (8) beat phrases in one breath (quarter note =60)
- 5) Play and read one octave major scales: Concert Bb, Eb, F, Ab and C.
- 6) Play and read one octave chromatic scale.

Mallet Percussion

Range: G3 to Bb5

- 1) Identify written note names and demonstrate fingerings throughout the range.
- 2) Produce a characteristic tone and embouchure throughout the range.
- 3) Articulate cleanly; single tongue and slur simple rhythmic and melodic patterns.
- 4) Play eight (8) beat phrases in one breath (quarter note =60)
- 5) Play and read one octave major scales: Concert Bb, Eb, F, Ab and C.
- 6) Play and read one octave chromatic scale.

Battery Percussion

- 1) Identify and demonstrate proper sticking; single stroke, double stroke, multiple bounce stroke, paradiddle, flam, flam tap, flam accent, drag, single stroke 4, single stroke 7, and double paradiddle. Students will accurately perform measured rolls: 5, 9, 13, 17
- 2) Produce a characteristic tone on snare drum (with matched grip), bass drum and auxiliary percussion: triangle, tambourine, crash cymbal, and latin percussion as required for repertoire.
- 3) Articulate simple rhythmic patterns cleanly, using single, double, and multiple bounce strokes.

Band
Skill Level IV
(Grade 8)

Objectives to be met by All Band Students

A student has completed a given level when he/she has successfully achieved the following:

Level IV

Students will

- Enumerate and perform whole note, half note, quarter note, eighth note, dotted half note, dotted quarter note, dotted eighth note, and sixteenth note patterns in simple meter, including ties and corresponding rests.
 - Play and read 4/4, 2/4, 3/4, 2/2, and 6/8 time signatures.
 - Perform dynamic levels of pp, p, mp, mf, f, ff
 - Identify symbols: Accent, barline, bass clef, **Coda**, common time, crescendo, DC al Fine, decrescendo, double barline, **DS al Coda**, fermata, Fine, **first and second endings**, flat, **fortepiano**, key signature, measure, natural, repeat sign, **Segno**, sharp, single measure repeat, slur, staccato, **tenuto**, tie, treble clef
 - Identify and perform the following terms: accelerando, accidental, allegro, andante, articulation, breath support, **chromatic**, crescendo, decrescendo, diminuendo, divisi, **embouchure**, enharmonic, forte, fortissimo, key signature, largo, legato, **maestoso**, mezzoforte, mezzopiano, moderato, **molto**, pianissimo, piano, **poco a poco**, presto, ritardando, **simile**, soli, solo, staccato, **subito**, syncopation, tempo, tenuto, tutti, unison
-

Level IV by Instrument

Flute

Range: D4 to F6

- 1) Identify written note names and demonstrate fingerings throughout the range.
- 2) Produce a characteristic tone and embouchure throughout the range.
- 3) Articulate cleanly; single tongue and slur simple rhythmic and melodic patterns.
- 4) Play eight (8) beat phrases in one breath (quarter note =60)
- 5) Play and read one octave major scales: Concert Bb, Eb, F, Ab, C, G and D
- 6) Play and read one octave chromatic scale.

Oboe

Range: C4 to C6

- 1) Identify written note names and demonstrate fingerings throughout the range.
- 2) Produce a characteristic tone and embouchure throughout the range.
- 3) Articulate cleanly; single tongue and slur simple rhythmic and melodic patterns.
- 4) Play eight (8) beat phrases in one breath (quarter note =60)
- 5) Play and read one octave major scales: Concert Bb, Eb, F, Ab, C, G and D
- 6) Play and read one octave chromatic scale.

Clarinet

Range: E3 to C6

- 1) Identify written note names and demonstrate fingerings throughout the range.
- 2) Produce a characteristic tone and embouchure throughout the range.
- 3) Articulate cleanly; single tongue and slur simple rhythmic and melodic patterns.
- 4) Play eight (8) beat phrases in one breath (quarter note =60)
- 5) Play and read one octave major scales: Concert Bb, Eb, F, Ab, C, G and D

- 6) Play and read one octave chromatic scale.

Bass Clarinet

Range: E3 or Eb3 (based on instrument) to C6

- 1) Identify written note names and demonstrate fingerings throughout the range.
- 2) Produce a characteristic tone and embouchure throughout the range.
- 3) Articulate cleanly; single tongue and slur simple rhythmic and melodic patterns.
- 4) Play eight (8) beat phrases in one breath (quarter note =60)
- 5) Play and read one octave major scales: Concert Bb, Eb, F, Ab, C, G and D
- 6) Play and read one octave chromatic scale.

Bassoon

Range: F3 to C6

- 1) Identify written note names and demonstrate fingerings throughout the range.
- 2) Produce a characteristic tone and embouchure throughout the range.
- 3) Articulate cleanly; single tongue and slur simple rhythmic and melodic patterns.
- 4) Play eight (8) beat phrases in one breath (quarter note =60)
- 5) Play and read one octave major scales: Concert Bb, Eb, F, Ab, C, G and D
- 6) Play and read one octave chromatic scale.

Alto Saxophone/Bari Saxophone

Range: C4 to D6

- 1) Identify written note names and demonstrate fingerings throughout the range.
- 2) Produce a characteristic tone and embouchure throughout the range.
- 3) Articulate cleanly; single tongue and slur simple rhythmic and melodic patterns.
- 4) Play eight (8) beat phrases in one breath (quarter note =60)
- 5) Play and read one octave major scales: Concert Bb, Eb, F, Ab, C, G and D
- 6) Play and read one octave chromatic scale.

Tenor Saxophone

Range: C4 to D6

- 1) Identify written note names and demonstrate fingerings throughout the range.
- 2) Produce a characteristic tone and embouchure throughout the range.
- 3) Articulate cleanly; single tongue and slur simple rhythmic and melodic patterns.
- 4) Play eight (8) beat phrases in one breath (quarter note =60)
- 5) Play and read one octave major scales: Concert Bb, Eb, F, Ab, C, G and D
- 6) Play and read one octave chromatic scale.

Trumpet

Range: G3 to G5

- 1) Identify written note names and demonstrate fingerings throughout the range.
- 2) Produce a characteristic tone and embouchure throughout the range.
- 3) Articulate cleanly; single tongue and slur simple rhythmic and melodic patterns.
- 4) Play eight (8) beat phrases in one breath (quarter note =60)
- 5) Play and read one octave major scales: Concert Bb, Eb, F, Ab, C, G and D
- 6) Play and read one octave chromatic scale.

French Horn

Range: G3 to F5

- 1) Identify written note names and demonstrate fingerings throughout the range.
- 2) Produce a characteristic tone and embouchure throughout the range.
- 3) Articulate cleanly; single tongue and slur simple rhythmic and melodic patterns.
- 4) Play eight (8) beat phrases in one breath (quarter note =60)
- 5) Play and read one octave major scales: Concert Bb, Eb, F, Ab, C, G and D
- 6) Play and read one octave chromatic scale.

Trombone/Euphonium

Range: F2 to F4

- 1) Identify written note names and demonstrate fingerings throughout the range.
- 2) Produce a characteristic tone and embouchure throughout the range.
- 3) Articulate cleanly; single tongue and slur simple rhythmic and melodic patterns.
- 4) Play eight (8) beat phrases in one breath (quarter note =60)
- 5) Play and read one octave major scales: Concert Bb, Eb, F, Ab, C, G and D
- 6) Play and read one octave chromatic scale.

Tuba

Range: Ab1 to D3

- 1) Identify written note names and demonstrate fingerings throughout the range.
- 2) Produce a characteristic tone and embouchure throughout the range.
- 3) Articulate cleanly; single tongue and slur simple rhythmic and melodic patterns.
- 4) Play eight (8) beat phrases in one breath (quarter note =60)
- 5) Play and read one octave major scales: Concert Bb, Eb, F, Ab, C, G and D
- 6) Play and read one octave chromatic scale.

Mallet Percussion

Range: G3 to Eb6

- 1) Identify written note names and demonstrate fingerings throughout the range.
- 2) Produce a characteristic tone and embouchure throughout the range.
- 3) Articulate cleanly; single tongue and slur simple rhythmic and melodic patterns.
- 4) Play eight (8) beat phrases (quarter note =60)
- 5) Play and read one octave major scales: Concert Bb, Eb, F, Ab, C, G and D
- 6) Play and read one octave chromatic scale.

Battery Percussion

- 1) Identify and demonstrate proper sticking; single stroke, double stroke, multiple bounce stroke, paradiddle, flam, flam tap, flam accent, drag, single stroke four, single stroke seven, double & triple paradiddles, paradiddle-diddle, Lesson 25, single drag tap. Students will accurately perform measured rolls: 5, 7, 9, 13, 17.
- 2) Produce a characteristic tone on snare drum (with matched grip), bass drum and auxiliary percussion: triangle, tambourine, crash cymbal, timpani and suspended cymbal,
- 3) Articulate simple rhythmic patterns cleanly, using single, double, and multiple bounce strokes.

**Band
Skill Level V
(Concert Band)**

Objectives to be Met by All Band Students

A student has completed a given level when he/she has successfully achieved the following:


Level V

Students will

- Enumerate and perform any combination of the following simple rhythms/rests:



- Enumerate and perform any combination of the following dotted rhythms/rests:



- Enumerate and perform any combination of the following triplet rhythms/rests:



- Enumerate and perform any combination of the following compound rhythms/rests:



- Play and read in 4/4, 2/4, 3/4, 5/4, 2/2, 6/8 time signatures.
- Perform dynamic levels of pp, p, mp, mf, f, ff
- Assimilate the following symbols into their vocabulary and performances:

Accent	Decrescendo	Flat	Sforzando	Tenuto
Barline	Double Barline	Forte Piano	Sharp	Tie
Bass Clef	DS al Coda	Key signature	Single Measure	Time Signature
Coda	Fermata	Measure	Repeat	Treble Clef
Common Time	Fine	Natural	Slur	
Crescendo	First and Second	Repeat	Staccato	
D.C. al Fine	Endings	Segno	Staff	

- Assimilate the following terms into their vocabulary and performances:


Accelerando	Diminuendo	Maestoso	Poco a poco	Syncopation
Accidental	Divisi	Mezzo Forte	Presto	Tempo
Adagio	Embouchure	Mezzo Piano	Ritardando	Tutti
Allegro	Enharmonic	Moderato	Simile	Unison
Andante	Forte	Molto	Soli	Vivace
Articulation	Fortissimo	Pianissimo	Solo	
Breath Support	Largo	Piano	Staccato	
Chromatic scale	Legato	Pitch	Subito	

- Identify and perform the following terms and symbols:

A Tempo	Chord	Duet	Trio
Break Strain	Compound Meter	Marcato	
Cadenza	Consonance	Rubato	
Cantabile	Dissonance	Simple Meter	

Level V by Instrument

Woodwind Instrument Range:



Flute

Range: D4 to Ab6

1. Identify written note names and demonstrate fingerings throughout the range.
2. Produce a characteristic tone and embouchure throughout the range.
3. Articulate cleanly; single tongue and slur simple rhythmic and melodic patterns.
4. Play eight (8) beat phrases in one breath
5. Play and read major scales within the listed range: Concert Bb, Eb, F, Ab, C, G, D and A (quarter note=60)
6. Play and read one octave chromatic scale.

Oboe

Range: C4 to C6

1. Identify written note names and demonstrate fingerings throughout the range.
2. Produce a characteristic tone and embouchure throughout the range.
3. Articulate cleanly; single tongue and slur simple rhythmic and melodic patterns.
4. Play eight (8) beat phrases in one breath
5. Play and read major scales within the listed range: Concert Bb, Eb, F, Ab, C, G, D and A (quarter note=60)
6. Play and read one octave chromatic scale.

Bassoon

Range: D2 to F4

1. Identify written note names and demonstrate fingerings throughout the range.
2. Produce a characteristic tone and embouchure throughout the range.
3. Articulate cleanly; single tongue and slur simple rhythmic and melodic patterns.
4. Play eight (8) beat phrases in one breath
5. Play and read major scales within the listed range: Concert Bb, Eb, F, Ab, C, G, D and A (quarter note=60)
6. Play and read one octave chromatic scale.

Clarinet

Range: E3 to D6

1. Identify written note names and demonstrate fingerings throughout the range.
2. Produce a characteristic tone and embouchure throughout the range.
3. Articulate cleanly; single tongue and slur simple rhythmic and melodic patterns.
4. Play eight (8) beat phrases in one breath
5. Play and read major scales within the listed range: Concert Bb, Eb, F, Ab, C, G, D and A (quarter note=60)
6. Play and read one octave chromatic scale.

Bass Clarinet

Range: E3 or Eb 3 (based on instrument) to G5


1. Identify written note names and demonstrate fingerings throughout the range.
2. Produce a characteristic tone and embouchure throughout the range.
3. Articulate cleanly; single tongue and slur simple rhythmic and melodic patterns.
4. Play eight (8) beat phrases in one breath
5. Play and read major scales within the listed range: Concert Bb, Eb, F, Ab, C, G, D and A (quarter note=60)
6. Play and read one octave chromatic scale.

All Saxophones:

Range: B3 to D6

1. Identify written note names and demonstrate fingerings throughout the range.
2. Produce a characteristic tone and embouchure throughout the range.
3. Articulate cleanly; single tongue and slur simple rhythmic and melodic patterns.
4. Play eight (8) beat phrases in one breath
5. Play and read major scales within the listed range: Concert Bb, Eb, F, Ab, C, G, D and A (quarter note=60)
6. Play and read one octave chromatic scale.

Brass/Percussion Instrument Range:



French Horn

Range: A3 to G5

1. Identify written note names and demonstrate fingerings throughout the range.
2. Produce a characteristic tone and embouchure throughout the range.
3. Articulate cleanly; single tongue and slur simple rhythmic and melodic patterns.
4. Play eight (8) beat phrases in one breath
5. Play and read major scales within the listed range: Concert Bb, Eb, F, Ab, C, G, D and A (quarter note=60)
6. Play and read one octave chromatic scale.

Trumpet

Range: F#3 to A5

1. Identify written note names and demonstrate fingerings throughout the range.
2. Produce a characteristic tone and embouchure throughout the range.
3. Articulate cleanly; single tongue and slur simple rhythmic and melodic patterns.
4. Play eight (8) beat phrases in one breath
5. Play and read major scales within the listed range: Concert Bb, Eb, F, Ab, C, G, D and A (quarter note=60)
6. Play and read one octave chromatic scale.

Trombone/Euphonium

Range: E2 to G4

1. Identify written note names and demonstrate fingerings throughout the range.
2. Produce a characteristic tone and embouchure throughout the range.
3. Articulate cleanly; single tongue and slur simple rhythmic and melodic patterns.
4. Play eight (8) beat phrases in one breath
5. Play and read major scales within the listed range: Concert Bb, Eb, F, Ab, C, G, D and A (quarter note=60)
6. Play and read one octave chromatic scale.

Tuba

Range: G1 to F3

1. Identify written note names and demonstrate fingerings throughout the range.
2. Produce a characteristic tone and embouchure throughout the range.
3. Articulate cleanly; single tongue and slur simple rhythmic and melodic patterns.
4. Play eight (8) beat phrases in one breath
5. Play and read major scales within the listed range: Concert Bb, Eb, F, Ab, C, G, D and A (quarter note=60)
6. Play and read one octave chromatic scale.

Mallet Percussion

Range: G3 to Eb6

1. Identify written note names and demonstrate fingerings throughout the range.
2. Produce a characteristic tone and embouchure throughout the range.
3. Articulate cleanly; single tongue and slur simple rhythmic and melodic patterns.
4. Play and read major scales within the listed range: Concert Bb, Eb, F, Ab, C, G, D and A (quarter note=60)
5. Play and read one octave chromatic scale

Battery Percussion

1. Identify and demonstrate proper sticking:

Single Stroke Roll	Flam	Single Stroke Seven	Single Drag Tap	Single Dragadiddle
Double Stroke Open	Flam Tap	Double Paradiddle	Drag Paradiddle #1	Single Ratamacue
Roll	Flam Accent	Triple Paradiddle	Drag Paradiddle #2	Swiss Army Triplet
Multiple Bounce Roll	Drag	Paradiddle-Diddle	Flamacue	
Single Paradiddle	Single Stroke Four	Lesson 25	Flammed Mill	

2. Students will accurately perform measured rolls: 5, 6, 7, 9, 10, 11, 13, 15, 17.
3. Produce a characteristic tone on snare drum (with matched grip), bass drum and auxiliary percussion: triangle, tambourine, crash cymbal, timpani and suspended cymbal.
4. Articulate simple rhythmic patterns cleanly, using single, double, and multiple bounce strokes.

CONCERT BAND - SKILL LEVEL V MAJOR SCALES - REQUIRED OCTAVES

CONCERT KEY:	A	D	G	C	F	Bb	Eb	Ab
Flute	1	2	2	1	2	1	2	2
Oboe	1	1	1	2	1	1	1	1
Bassoon	1	2	1	1	2	1	2	1
Clarinet	2	2	2	2	2	2	2	2
Bass Cl	1	2	1	1	2	1	2	1
Alto/Bari Sax	1	2	1	1	2	1	2	1
Tenor Sax	2	1	1	2	1	2	1	1
French Horn	1	1	1	2	1	2	1	1
Trumpet	1	1	2	1	2	1	1	1
Trombone/Baritone	1	1	2	1	2	1	1	1
Tuba	1	1	1	1	1	1	1	1
Mallets	2	2	2	2	1	2	2	1

Band
Skill Level VI
(Symphonic Band)

Objectives to be Met by All Band Students

A student has completed a given level when he/she has successfully achieved the following:


Level VI

Students will

- Enumerate and perform any combination of the following simple rhythms/rests:



- Enumerate and perform any combination of the following dotted rhythms/rests:



- Enumerate and perform any combination of the following triplet rhythms/rests:



- Enumerate and perform any combination of the following compound rhythms/rests:



- Play and read in 4/4, 2/4, 3/4, 5/4, 2/2, 6/8 time signatures.
- Perform dynamic levels of pp, p, mp, mf, f, ff
- Assimilate the following symbols into their vocabulary and performances:

Accent	Decrescendo	Flat	Segno	Staff
Barline	Double Barline	Forte Piano	Sforzando	Tenuto
Bass Clef	DS al Coda	Key signature	Sharp	Tie
Coda	Fermata	Marcato	Single Measure	Time Signature
Common Time	Fine	Measure	Repeat	Treble Clef
Crescendo	First and Second	Natural	Slur	
D.C. al Fine	Endings	Repeat	Staccato	

- Assimilate the following terms into their vocabulary and performances:


A tempo	Chord	Fortissimo	Piano	Subito
Accelerando	Chromatic scale	Intonation	Pitch	Syncopation
Accidental	Compound Meter	Key Signature	Poco a poco	Tempo
Adagio	Consonance	Largo	Presto	Trio
Allegro	Diminuendo	Legato	Ritardando	Tutti
Andante	Dissonance	Maestoso	Rubato	Unison
Articulation	Divisi	Mezzo Forte	Simile	Vivace
Breakstrain	Duet	Mezzo Piano	Simple Meter	
Breath Support	Embouchure	Moderato	Soli	
Cadenza	Enharmonic	Molto	Solo	
Cantabile	Forte	Pianissimo	Staccato	

- Identify and perform the following terms and symbols:

Allargando	Caesura	Grace Notes	Meno Mosso	Vibrato
------------	---------	-------------	------------	---------

Level VI by Instrument

Woodwind Instrument Range:



Flute

Range: Low D in the staff to ledger line Bb

1. Identify written note names and demonstrate fingerings throughout the range.
2. Produce a characteristic tone and embouchure throughout the range.
3. Articulate cleanly; single tongue and slur simple rhythmic and melodic patterns.
4. Play eight (8) beat phrases in one breath
5. Play and read ALL MAJOR scales within the listed range (quarter note =80) (quarter note =80)
6. Play and read the following minor scales: Concert d, g, and c (quarter note =80)
7. Play and read two octave chromatic scale.

Oboe

Range: low ledger line Bb to high ledger line D

1. Identify written note names and demonstrate fingerings throughout the range.
2. Produce a characteristic tone and embouchure throughout the range.
3. Articulate cleanly; single tongue and slur simple rhythmic and melodic patterns.
4. Play eight (8) beat phrases in one breath
5. Play and read ALL MAJOR scales within the listed range (quarter note =80)
6. Play and read the following minor scales: Concert d, g, and c (quarter note =80)
7. Play and read two octave chromatic scale.

Bassoon

Range: Bb below the staff to G above staff

1. Identify written note names and demonstrate fingerings throughout the range.
2. Produce a characteristic tone and embouchure throughout the range.
3. Articulate cleanly; single tongue and slur simple rhythmic and melodic patterns.
4. Play eight (8) beat phrases in one breath
5. Play and read ALL MAJOR scales within the listed range (quarter note =80)
6. Play and read the following minor scales: Concert d, g, and c (quarter note =80)
7. Play and read two octave chromatic scale.

Clarinet

Range: ledger line E below the staff to ledger line E above the staff

1. Identify written note names and demonstrate fingerings throughout the range.
2. Produce a characteristic tone and embouchure throughout the range.
3. Articulate cleanly; single tongue and slur simple rhythmic and melodic patterns.
4. Play eight (8) beat phrases in one breath
5. Play and read ALL MAJOR scales within the listed range (quarter note =80)
6. Play and read the following minor scales: Concert d, g, and c (quarter note =80)
7. Play and read two octave chromatic scale.

Bass Clarinet

Range: ledger line E or Eb below the staff (based on instrument) to C above the staff


1. Identify written note names and demonstrate fingerings throughout the range.
2. Produce a characteristic tone and embouchure throughout the range.
3. Articulate cleanly; single tongue and slur simple rhythmic and melodic patterns.
4. Play eight (8) beat phrases in one breath
5. Play and read ALL MAJOR scales within the listed range (quarter note =80)
6. Play and read the following minor scales: Concert d, g, and c (quarter note =80)
7. Play and read two octave chromatic scale.

All Saxophones:

Range: Low Bb to ledger line F above the staff

1. Identify written note names and demonstrate fingerings throughout the range.
2. Produce a characteristic tone and embouchure throughout the range.
3. Articulate cleanly; single tongue and slur simple rhythmic and melodic patterns.
4. Play eight (8) beat phrases in one breath
5. Play and read ALL MAJOR scales within the listed range (quarter note =80)
6. Play and read the following minor scales: Concert d, g, and c (quarter note =80)
7. Play and read two octave chromatic scale.

Brass/Percussion Instrument Range:



French Horn

Range: Ledger line F below the staff to high A on top of the staff

1. Identify written note names and demonstrate fingerings throughout the range.
2. Produce a characteristic tone and embouchure throughout the range.
3. Articulate cleanly; single tongue and slur simple rhythmic and melodic patterns.
4. Play eight (8) beat phrases in one breath
5. Play and read ALL MAJOR scales within the listed range (quarter note =80)
6. Play and read the following minor scales: Concert d, g, and c (quarter note =80)
7. Play and read two octave chromatic scale.

Trumpet

Range: Ledger line F# below the staff to high Bb on top of staff

1. Identify written note names and demonstrate fingerings throughout the range.
2. Produce a characteristic tone and embouchure throughout the range.
3. Articulate cleanly; single tongue and slur simple rhythmic and melodic patterns.
4. Play eight (8) beat phrases in one breath
5. Play and read ALL MAJOR scales within the listed range (quarter note =80)
6. Play and read the following minor scales: Concert d, g, and c (quarter note =80)
7. Play and read two octave chromatic scale.

Trombone/Euphonium

Range: Low E below the staff to ledger line A above the staff

1. Identify written note names and demonstrate fingerings throughout the range.
2. Produce a characteristic tone and embouchure throughout the range.
3. Articulate cleanly; single tongue and slur simple rhythmic and melodic patterns.
4. Play eight (8) beat phrases in one breath
5. Play and read ALL MAJOR scales within the listed range (quarter note =80)
6. Play and read the following minor scales: Concert d, g, and c (quarter note =80)
7. Play and read two octave chromatic scale.

Tuba

Range: Low ledger line E to G on the staff

1. Identify written note names and demonstrate fingerings throughout the range.
2. Produce a characteristic tone and embouchure throughout the range.
3. Articulate cleanly; single tongue and slur simple rhythmic and melodic patterns.
4. Play eight (8) beat phrases in one breath
5. Play and read ALL MAJOR scales within the listed range (quarter note =80)
6. Play and read the following minor scales: Concert d, g, and c (quarter note =80)
7. Play and read two octave chromatic scale.

Mallet Percussion

Range: Range of mallet instrument

1. Identify written note names and demonstrate fingerings throughout the range.
2. Produce a characteristic tone and embouchure throughout the range.
3. Articulate cleanly; single tongue and slur simple rhythmic and melodic patterns.
4. Play and read ALL MAJOR scales within the listed range (quarter note =80)
5. Play and read the following minor scales: Concert d, g, and c (quarter note =80)
6. Play and read two octave chromatic scale.

Battery Percussion

1. Identify and demonstrate proper sticking:

Single Stroke Roll
Double Stroke
Open Roll
Multiple Bounce
Roll
Single Paradiddle
Flam

Flam Tap
Flam Accent
Drag
Single Stroke
Four
Single Stroke
Seven

Double
Paradiddle
Triple Paradiddle
Paradiddle-Diddle
Lesson 25
Single Drag Tap

Drag Paradiddle
#1
Drag Paradiddle
#2
Flamacue
Flammed Mill

Single
Dragadiddle
Single Ratamacue
Swiss Army
Triple

2. Students will accurately perform measured rolls: 5, 6, 7, 9, 10, 11, 13, 15, 17.
3. Produce a characteristic tone on snare drum (with matched grip), bass drum and auxiliary percussion: triangle, tambourine, crash cymbal, timpani and suspended cymbal,
4. Articulate simple rhythmic patterns cleanly, using single, double, and multiple bounce strokes.

SYMPHONIC BAND - SKILL LEVEL VI MAJOR and MINOR SCALES - REQUIRED OCTAVES

CONCERT KEY:	A	D	G	C	F	Bb	Eb	Ab	Db/C#	Gb/F#	Cb/B	E
Flute	2	2	2	1	2	2	2	2	1	2	1	2
Oboe	1	2	1	2	1	2	1	1	2	1	2	1
Bassoon	1	2	2	2	2	2	2	1	2	2	2	2
Clarinet	2	3	2	2	2	2	2	2	2	2	2	2
Bass Cl	2	2	2	1	2	2	2	2	2	2	1	2
Alto/Bari Sax	1	2	2	1	2	1	2	2	2	2	1	2
Tenor Sax	2	2	1	2	1	2	2	2	2	1	2	1
French Horn	1	2	1	2	1	2	1	1	2	1	2	1
Trumpet	1	1	2	1	2	1	1	2	1	2	1	2
Trombone/Baritone	2	1	2	1	2	1	1	2	1	2	1	2
Tuba	1	1	2	1	2	1	1	1	1	2	1	2
Mallets	2	2	2	2	1	2	2	1	2	1	2	1

type of minor:	natural	melodic	harmonic	natural	melodic	harmonic
CONCERT KEY:	d	d	d	g	g	g
Flute	2	2	2	2	2	2
Oboe	2	2	2	1	1	1
Bassoon	2	2	2	2	2	2
Clarinet	3	3	3	2	2	2
Bass Cl	2	2	2	2	2	2
Alto/Bari Sax	2	2	2	2	2	2
Tenor Sax	2	2	2	1	1	1
French Horn	2	2	2	1	1	1
Trumpet	1	1	1	2	2	2
Trombone/Baritone	1	1	1	2	2	2
Tuba	1	1	1	2	2	2
Mallets	2	2	2	2	2	2

Band
Skill Level VI
(Symphonic Band)

Objectives to be Met by All Band Students

A student has completed a given level when he/she has successfully achieved the following:


Level VI

Students will

- Enumerate and perform any combination of the following simple rhythms/rests:



- Enumerate and perform any combination of the following dotted rhythms/rests:



- Enumerate and perform any combination of the following triplet rhythms/rests:



- Enumerate and perform any combination of the following compound rhythms/rests:



- Play and read in 4/4, 2/4, 3/4, 5/4, 2/2, 6/8 time signatures.
- Perform dynamic levels of pp, p, mp, mf, f, ff
- Assimilate the following symbols into their vocabulary and performances:

Accent	Decrescendo	Flat	Segno	Staff
Barline	Double Barline	Forte Piano	Sforzando	Tenuto
Bass Clef	DS al Coda	Key signature	Sharp	Tie
Coda	Fermata	Marcato	Single Measure	Time Signature
Common Time	Fine	Measure	Repeat	Treble Clef
Crescendo	First and Second	Natural	Slur	
D.C. al Fine	Endings	Repeat	Staccato	

- Assimilate the following terms into their vocabulary and performances:


A tempo	Chord	Fortissimo	Piano	Subito
Accelerando	Chromatic scale	Intonation	Pitch	Syncopation
Accidental	Compound Meter	Key Signature	Poco a poco	Tempo
Adagio	Consonance	Largo	Presto	Trio
Allegro	Diminuendo	Legato	Ritardando	Tutti
Andante	Dissonance	Maestoso	Rubato	Unison
Articulation	Divisi	Mezzo Forte	Simile	Vivace
Breakstrain	Duet	Mezzo Piano	Simple Meter	
Breath Support	Embouchure	Moderato	Soli	
Cadenza	Enharmonic	Molto	Solo	
Cantabile	Forte	Pianissimo	Staccato	

- Identify and perform the following terms and symbols:

Allargando	Caesura	Grace Notes	Meno Mosso	Vibrato
------------	---------	-------------	------------	---------

Level VI by Instrument

Woodwind Instrument Range:



Flute

Range: D4 to Bb6

8. Identify written note names and demonstrate fingerings throughout the range.
9. Produce a characteristic tone and embouchure throughout the range.
10. Articulate cleanly; single tongue and slur simple rhythmic and melodic patterns.
11. Play eight (8) beat phrases in one breath
12. Play and read ALL MAJOR scales within the listed range (quarter note =80)
13. Play and read the following natural, melodic and harmonic minor scales: Concert d, g, and c (quarter note =80)
14. Play and read two octave chromatic scale.

Oboe

Range: Bb3 to D6

8. Identify written note names and demonstrate fingerings throughout the range.
9. Produce a characteristic tone and embouchure throughout the range.
10. Articulate cleanly; single tongue and slur simple rhythmic and melodic patterns.
11. Play eight (8) beat phrases in one breath
12. Play and read ALL MAJOR scales within the listed range (quarter note =80)
13. Play and read the following natural, melodic and harmonic minor scales: Concert d, g, and c (quarter note =80)
14. Play and read two octave chromatic scale.

Bassoon

Range: Bb1 to G4

8. Identify written note names and demonstrate fingerings throughout the range.
9. Produce a characteristic tone and embouchure throughout the range.
10. Articulate cleanly; single tongue and slur simple rhythmic and melodic patterns.
11. Play eight (8) beat phrases in one breath
12. Play and read ALL MAJOR scales within the listed range (quarter note =80)
13. Play and read the following natural, melodic and harmonic minor scales: Concert d, g, and c (quarter note =80)
14. Play and read two octave chromatic scale.

Clarinet

Range: E3 to E6

8. Identify written note names and demonstrate fingerings throughout the range.
9. Produce a characteristic tone and embouchure throughout the range.
10. Articulate cleanly; single tongue and slur simple rhythmic and melodic patterns.
11. Play eight (8) beat phrases in one breath
12. Play and read ALL MAJOR scales within the listed range (quarter note =80)
13. Play and read the following natural, melodic and harmonic minor scales: Concert d, g, and c (quarter note =80)
14. Play and read two octave chromatic scale.

Bass Clarinet

Range: E3 or Eb3 (based on instrument) to C6


8. Identify written note names and demonstrate fingerings throughout the range.
9. Produce a characteristic tone and embouchure throughout the range.
10. Articulate cleanly; single tongue and slur simple rhythmic and melodic patterns.
11. Play eight (8) beat phrases in one breath
12. Play and read ALL MAJOR scales within the listed range (quarter note =80)
13. Play and read the following natural, melodic and harmonic minor scales: Concert d, g, and c (quarter note =80)
14. Play and read two octave chromatic scale.

All Saxophones:

Range: Bb3 to F6

- Identify written note names and demonstrate fingerings throughout the range.
- Produce a characteristic tone and embouchure throughout the range.
- Articulate cleanly; single tongue and slur simple rhythmic and melodic patterns.
- Play eight (8) beat phrases in one breath
- Play and read ALL MAJOR scales within the listed range (quarter note =80)
- Play and read the following natural, melodic and harmonic minor scales: Concert d, g, and c (quarter note =80)
- Play and read two octave chromatic scale.

Brass/Percussion Instrument Range:



French Horn

Range: F3 to A5

- Identify written note names and demonstrate fingerings throughout the range.
- Produce a characteristic tone and embouchure throughout the range.
- Articulate cleanly; single tongue and slur simple rhythmic and melodic patterns.
- Play eight (8) beat phrases in one breath
- Play and read ALL MAJOR scales within the listed range (quarter note =80)
- Play and read the following natural, melodic and harmonic minor scales: Concert d, g, and c (quarter note =80)
- Play and read two octave chromatic scale.

Trumpet

Range: F#3 to Bb5

- Identify written note names and demonstrate fingerings throughout the range.
- Produce a characteristic tone and embouchure throughout the range.
- Articulate cleanly; single tongue and slur simple rhythmic and melodic patterns.
- Play eight (8) beat phrases in one breath
- Play and read ALL MAJOR scales within the listed range (quarter note =80)
- Play and read the following natural, melodic and harmonic minor scales: Concert d, g, and c (quarter note =80)
- Play and read two octave chromatic scale.

Trombone/Euphonium

Range: E2 to A4

- Identify written note names and demonstrate fingerings throughout the range.
- Produce a characteristic tone and embouchure throughout the range.
- Articulate cleanly; single tongue and slur simple rhythmic and melodic patterns.
- Play eight (8) beat phrases in one breath
- Play and read ALL MAJOR scales within the listed range (quarter note =80)
- Play and read the following natural, melodic and harmonic minor scales: Concert d, g, and c (quarter note =80)
- Play and read two octave chromatic scale.

Tuba

Range: E1 to G3

- Identify written note names and demonstrate fingerings throughout the range.
- Produce a characteristic tone and embouchure throughout the range.
- Articulate cleanly; single tongue and slur simple rhythmic and melodic patterns.
- Play eight (8) beat phrases in one breath
- Play and read ALL MAJOR scales within the listed range (quarter note =80)
- Play and read the following natural, melodic and harmonic minor scales: Concert d, g, and c (quarter note =60)
- Play and read two octave chromatic scale.

Mallet Percussion

Range: G3 to Eb6

- Identify written note names and demonstrate fingerings throughout the range.
- Produce a characteristic tone and embouchure throughout the range.
- Articulate cleanly; single tongue and slur simple rhythmic and melodic patterns.
- Play and read ALL MAJOR scales within the listed range (quarter note =80)
- Play and read the following natural, melodic and harmonic minor scales: Concert d, g, and c (quarter note =80)
- Play and read two octave chromatic scale.

Battery Percussion

Identify and demonstrate proper sticking

Single Stroke Roll
Double Stroke
Open Roll
Multiple Bounce Roll
Single Paradiddle
Flam
Flam Tap
Flam Accent
Drag
Single Stroke Four

Single Stroke Seven
Double Paradiddle
Triple Paradiddle
Paradiddle-Diddle
Lesson 25
Single Drag Tap
Drag Paradiddle #1
Drag Paradiddle #2
Flamacue
Flammed Mill

Single Dragadiddle
Single Ratamacue
Swiss Army Triplet
Double Drag Tap
Flam Paradiddle
Flam Paradiddle-Diddle
Pataflafla
Triple Stroke Roll

1. Students will accurately perform measured rolls: 5, 6, 7, 9, 10, 11, 13, 15, 17.
2. Produce a characteristic tone on snare drum (with matched grip), bass drum and auxiliary percussion: triangle, tambourine, crash cymbal, timpani and suspended cymbal,
3. Articulate simple rhythmic patterns cleanly, using single, double, and multiple bounce strokes.

**Band
Skill Level VII
(Wind Ensemble)**

Objectives to be Met by All Band Students

A student has completed a given level when he/she has successfully achieved the following:

Level VII

Students will

- Enumerate and perform any combination of the following simple rhythms/rests:



- Enumerate and perform any combination of the following dotted rhythms/rests:



- Enumerate and perform any combination of the following triplet rhythms/rests:



- Enumerate and perform any combination of the following compound rhythms/rests:



- Play and read all time signatures.
- Perform all dynamic levels.
- Assimilate the following symbols into their vocabulary and performances:

Accent	Crescendo	Fine	Grace Notes	Segno	Staccato
Barline	D.C. al Fine	First and	Key signature	Sforzando	Staff
Bass Clef	Decrescendo	Second	Marcato	Sharp	Tenuto
Caesura	Double Barline	Endings	Measure	Single Measure	Tie
Coda	DS al Coda	Flat	Natural	Repeat	Time Signature
Common Time	Fermata	Forte Piano	Repeat	Slur	Treble Clef

- Assimilate the following terms into their vocabulary and performances:


Accelerando	Cantabile	Embouchure	Marcato	Poco a poco	Syncopation
Accidental	Chord	Enharmonic	Meno Mosso	Presto	Tempo
Adagio	Chromatic	Forte	Mezzo Forte	Ritardando	Trill
Allargando	scale	Fortissimo	Mezzo Piano	Rubato	Tutti
Allegro	Consonance	Intonation	Moderato	Simile	Unison
Andante	Diminuendo	Key Signature	Molto	Soli	Vibrato
Articulation	Dissonance	Largo	Pianissimo	Solo	Vivace
Breath Support	Divisi	Legato	Piano	Staccato	
Cadenza	Duet	Maestoso	Pitch	Subito	

- Identify and perform the following terms and symbols:

Double flat	Double Sharp	Duplet	Mixed Meter	Multi Meter	Quintuplet
-------------	--------------	--------	-------------	-------------	------------

Level VII by Instrument

Woodwind Instrument Range:



Flute

Range: C4 to C7

1. Identify written note names and demonstrate fingerings throughout the range.
2. Produce a characteristic tone and embouchure throughout the range.
3. Articulate cleanly; single tongue and slur simple rhythmic and melodic patterns.
4. Play eight (8) beat phrases in one breath
5. Play and read ALL MAJOR scales within the listed range (quarter note =100)
6. Play and read the following natural, melodic and harmonic minor scales: Concert d, g, c, a, and f (quarter note = 100)
7. Play, from memory, a two octave chromatic scale.

Oboe

Range: Bb3 to F6

1. Identify written note names and demonstrate fingerings throughout the range.
2. Produce a characteristic tone and embouchure throughout the range.
3. Articulate cleanly; single tongue and slur simple rhythmic and melodic patterns.
4. Play eight (8) beat phrases in one breath
5. Play and read ALL MAJOR scales within the listed range (quarter note =100)
6. Play and read the following natural, melodic and harmonic minor scales: Concert d, g, c, a, and f (quarter note = 100)
7. Play, from memory, a two octave chromatic scale.

Bassoon

Range: Bb2 to Bb4

1. Identify written note names and demonstrate fingerings throughout the range.
2. Produce a characteristic tone and embouchure throughout the range.
3. Articulate cleanly; single tongue and slur simple rhythmic and melodic patterns.
4. Play eight (8) beat phrases in one breath
5. Play and read ALL MAJOR scales within the listed range (quarter note =100)
6. Play and read the following natural, melodic and harmonic minor scales: Concert d, g, c, a, and f (quarter note = 100)
7. Play, from memory, a two octave chromatic scale.

Clarinet

Range: E3 to G6

1. Identify written note names and demonstrate fingerings throughout the range.
2. Produce a characteristic tone and embouchure throughout the range.
3. Articulate cleanly; single tongue and slur simple rhythmic and melodic patterns.
4. Play eight (8) beat phrases in one breath
5. Play and read ALL MAJOR scales within the listed range (quarter note =100)
6. Play and read the following natural, melodic and harmonic minor scales: Concert d, g, c, a, and f (quarter note = 100)
7. Play, from memory, a two octave chromatic scale

Alto/Bass Clarinet

Range: E3 or Eb3 (based on instrument) to D6

1. Identify written note names and demonstrate fingerings throughout the range.
2. Produce a characteristic tone and embouchure throughout the range.
3. Articulate cleanly; single tongue and slur simple rhythmic and melodic patterns.
4. Play eight (8) beat phrases in one breath
5. Play and read ALL MAJOR scales within the listed range (quarter note =100)
6. Play and read the following natural, melodic and harmonic minor scales: Concert d, g, c, a, and f (quarter note = 100)
7. Play, from memory, a two octave chromatic scale

All Saxophones:

Range: Bb3 to F6

1. Identify written note names and demonstrate fingerings throughout the range.
2. Produce a characteristic tone and embouchure throughout the range.
3. Articulate cleanly; single tongue and slur simple rhythmic and melodic patterns.
4. Play eight (8) beat phrases in one breath
5. Play and read ALL MAJOR scales within the listed range (quarter note =100)
6. Play and read the following natural, melodic and harmonic minor scales: Concert d, g, c, a, and f (quarter note = 100)
7. Play, from memory, a two octave chromatic scale

Brass/Percussion Instrument Range:

The image shows a musical staff with five staves. Above the staff, labels indicate the instrument ranges: French Horn (D3 to C6), Trumpet (F#3 to C6), Trombone / Euphonium (E2 to Bb4), Tuba (E1 to Bb3), and Mallet Percussion (G3 to Eb6). The staff contains several notes with stems and beams, representing the ranges for each instrument.

French Horn

Range: D3 to C6

1. Identify written note names and demonstrate fingerings throughout the range.
2. Produce a characteristic tone and embouchure throughout the range.
3. Articulate cleanly; single tongue and slur simple rhythmic and melodic patterns.
4. Play eight (8) beat phrases in one breath
5. Play and read ALL MAJOR scales within the listed range (quarter note =100)
6. Play and read the following natural, melodic and harmonic minor scales: Concert d, g, c, a, and f (quarter note = 100)
7. Play, from memory, a two octave chromatic scale

Trumpet

Range: F#3 to C6

1. Identify written note names and demonstrate fingerings throughout the range.
2. Produce a characteristic tone and embouchure throughout the range.
3. Articulate cleanly; single tongue and slur simple rhythmic and melodic patterns.
4. Play eight (8) beat phrases in one breath
5. Play and read ALL MAJOR scales within the listed range (quarter note =100)
6. Play and read the following natural, melodic and harmonic minor scales: Concert d, g, c, a, and f (quarter note = 100)
7. Play, from memory, a two octave chromatic scale

Trombone/Euphonium

Range: E2 to Bb4

1. Identify written note names and demonstrate fingerings throughout the range.
2. Produce a characteristic tone and embouchure throughout the range.
3. Articulate cleanly; single tongue and slur simple rhythmic and melodic patterns.
4. Play eight (8) beat phrases in one breath
5. Play and read ALL MAJOR scales within the listed range (quarter note =100)
6. Play and read the following natural, melodic and harmonic minor scales: Concert d, g, c, a, and f (quarter note = 100)
7. Play, from memory, a two octave chromatic scale

Tuba

Range: E1 to Bb3

1. Identify written note names and demonstrate fingerings throughout the range.
2. Produce a characteristic tone and embouchure throughout the range.
3. Articulate cleanly; single tongue and slur simple rhythmic and melodic patterns.
4. Play eight (8) beat phrases in one breath
5. Play and read ALL MAJOR scales within the listed range (quarter note =100)
6. Play and read the following natural, melodic and harmonic minor scales: Concert d, g, c, a, and f (quarter note = 100)
7. Play, from memory, a two octave chromatic scale

Mallet Percussion

Range: G3 to Eb6

1. Identify written note names and demonstrate fingerings throughout the range.
2. Produce a characteristic tone and embouchure throughout the range.
3. Articulate cleanly; single tongue and slur simple rhythmic and melodic patterns.
4. Play and read ALL MAJOR scales within the listed range (quarter note =100)
5. Play and read the following natural, melodic and harmonic minor scales: Concert d, g, c, a, and f (quarter note = 100)
6. Play, from memory, a two octave chromatic scale.

Battery Percussion

- Identify and demonstrate proper sticking:

Single Stroke Roll
Double Stroke
Open Roll
Multiple Bounce Roll
Single Paradiddle
Flam
Flam Tap

Flam Accent
Drag
Single Stroke Four
Single Stroke Seven
Double Paradiddle
Triple Paradiddle
Paradiddle-Diddle

Lesson 25
Single Drag Tap
Drag Paradiddle #1
Drag Paradiddle #2
Flamacue
Flammed Mill
Single Dragadiddle

Single Ratamacue
Swiss Army Triplet
Double Drag Tap
Flam Paradiddle
Flam Paradiddle-Diddle
Pataflafla
Triple Stroke Roll

Double Ratamacue
Flam Drag
Inverted Flam Tap
Triple Ratamacue

- Students will accurately perform measured rolls: 5, 6, 7, 9, 10, 11, 13, 15, 17.
- Produce a characteristic tone on snare drum (with matched grip), bass drum and auxiliary percussion: triangle, tambourine, crash cymbal, timpani and suspended cymbal,
- Articulate simple rhythmic patterns cleanly, using single, double, and multiple bounce strokes.

WIND ENSEMBLE - SKILL LEVEL VII MAJOR and MINOR SCALES - REQUIRED OCTAVES

CONCERT KEY:	A	D	G	C	F	B ^b	E ^b	A ^b	D ^b /C [#]	G ^b /F [#]	C ^b /B	E
Flute	2	2	2	3	2	2	2	2	2	2	2	2
Oboe	1	2	1	2	2	2	2	1	2	1	2	2
Bassoon	1	2	2	2	2	3	2	2	2	2	2	2
Clarinet	2	3	2	2	3	2	3	2	2	2	2	3
Bass Cl	2	2	2	2	2	2	2	2	2	2	2	2
Alto/Bari Sax	1	2	2	1	2	1	2	2	2	2	1	2
Tenor Sax	2	2	1	2	1	2	2	2	2	1	2	1
French Horn	2	2	2	2	2	2	2	2	2	1	2	2
Trumpet	1	1	2	1	2	2	1	2	1	2	1	2
Trombone/Baritone	2	1	2	1	2	2	1	2	1	2	1	2
Tuba	2	1	2	1	2	2	1	2	1	2	1	2
Mallets	2	2	2	2	1	2	2	1	2	1	2	1

type of minor:	nat.	mel.	har.	nat.	mel.	har.	nat.	mel.	har.	nat.	mel.	har.	nat.	mel.	har.
CONCERT KEY:	d	d	d	g	g	g	c	c	c	a	a	a	f	f	f
Flute	2	2	2	2	2	2	3	3	3	2	2	2	2	2	2
Oboe	2	2	2	1	1	1	2	2	2	1	1	1	2	2	2
Bassoon	2	2	2	2	2	2	2	2	2	1	1	1	2	2	2
Clarinet	3	3	3	2	2	2	2	2	2	2	2	2	3	3	3
Bass Cl	2	2	2	2	2	2	2	2	2	2	2	2	2	2	2
Alto/Bari Sax	2	2	2	2	2	2	1	1	1	1	1	1	2	2	2
Tenor Sax	2	2	2	1	1	1	2	2	2	2	2	2	1	1	1
French Horn	2	2	2	2	2	2	2	2	2	2	2	2	2	2	2
Trumpet	1	1	1	2	2	2	1	1	1	1	1	1	2	2	2
Trombone/Baritone	1	1	1	2	2	2	1	1	1	2	2	2	2	2	2
Tuba	1	1	1	2	2	2	1	1	1	2	2	2	2	2	2
Mallets	2	2	2	2	2	2	2	2	2	2	2	2	1	1	1