

St. Louis Park Public Schools

2021-22 School Year

ACT NOW:

Required forms to be completed before school starts!



REMINDER:

First Day of School for Kids Place
Tuesday, September 7

First Day of School for Grades 1-12
Wednesday, September 8

**First Day of School for Kindergarten
& First Day of School for ECSE**
Thursday, September 9

First Day of School for ECSE
Monday, September 13



**St. Louis Park
Public Schools**

Introduction

Welcome back to school for the 2021-22 school year. NEW this year, we are requesting that students and families complete the majority of the required forms for the school year electronically.

Goals:

- Increase efficiency for families - complete forms electronically with links from ONE COMMUNICATION!
- Eliminate expense of printing and mailing forms
- Reduce environmental impact of paper and ink

We hope you find this helpful in preparing for the 2021-22 school year. And we ask for your patience as we implement this new process.




St. Louis Park Public Schools

2021-22 School Year

STEP 1

STEP 1: PowerSchool Parent Portal

	WHAT: Student information portal and access to other electronic platforms.
	AGE: Families with students in Grades K-12
	SCHOOLS: All
	ACTION: Create an account and enter student, parent/guardian, and family information or review to ensure all information is current for the 2021-22 school year.

As we welcome students, parents/guardians, and families for the 2021-22 school year, we are providing many of our communications electronically. Many of our systems rely on - and can be accessed through - the PowerSchool Parent Portal. The PowerSchool Parent Portal provides families a convenient way to access student information and to make online updates.

IMPORTANT NOTES:

If you already have a PowerSchool Parent Portal account, you DO NOT need a new one. All student, parent/guardian, and family information entered last year will be moved forward. BEGINNING MONDAY, AUGUST 30 you can review and update the information (if needed) as requested in the Required Forms Mailing.

Letters mailed on August 27 to all students and parents/guardians who NEED TO CREATE a PowerSchool Parent Portal account. Parents/Guardians with a kindergarten student, those who are NEW to St. Louis Park Public Schools, and returning families who have not created an account previously will receive a letter with instructions and access information.

When you have your student's information, you can go directly to the PowerSchool Parent Portal at slpschools.powerschool.com to create an account.

If you created an account and forgot the username or password you chose, click the Forgot Username or Password link found on the PowerSchool Parent Portal sign in screen. If you do not receive a reset email from PowerSchool, contact your child's school for assistance:

- Aquila Elementary School, 952-928-6500
- Park Spanish Immersion Elementary School, 952-928-6555
- Peter Hobart Elementary School, 952-928-6600
- Susan Lindgren Elementary School, 952-928-6700
- St. Louis Park Middle School, 952-928-6300
- St. Louis Park High School, 952-928-6100

When you have your username and password, move on to Step 2.

FORM
AVAILABLE
MONDAY,
AUGUST
30!

STEP 2

STEP 2: Annual Student Update Form
(within PowerSchool Parent Portal)



WHAT: Current 2021-22 student information
AGE: Families with students in Grades K-12
SCHOOLS: All
ACTION: Ensure all information is current for the 2021-22 school year.

Within the PowerSchool Parent Portal, families will have access to complete the Annual Student Update for your student. This replaces the paper form to update important items such as parent/guardian contact information and emergency contact information.


Parents/Guardians can only submit one annual update per student and any subsequent updates should be made by contacting the school directly.

PLEASE NOTE: If your student requires medication during the school day, you will need to click on the link to download and print the medications form for your child’s doctor to complete and sign. The form must be returned to school annually for any prescription medication to be administered during the school day.

STEP 3

STEP 3: Student Meal Accounts

(access Wordware through the PowerSchool Parent Portal by clicking on Smart School K-12 Food Service)

	WHAT: Student Meal Accounts
	AGE: Families with students in Grades K-12
	SCHOOLS: All
	ACTION: Add funds to your child's meal account.


During the 2021-22 school year, all students will receive free meals as part of the federal COVID relief funding.

School Nutrition will have á la carte items available for purchase this year. School Nutrition will not accept cash or checks on the serving line. We are asking parents/guardians to deposit funds in the Family Meal Account prior to your student purchasing á la carte items. You will have access through your PowerSchool account to add funds for purchasing the á la carte Items.

PowerSchool Parent Portal provides a link to each student's Wordware meal account where families can view student meal accounts and make payments online. **Again this year, the School Nutrition Department cannot accept cash or checks, so online payment is the only way to add money to student meal accounts.**

STEP 4

STEP 4: Application for Educational Benefits (access Wordware through the PowerSchool Parent Portal by clicking on Smart School K-12 Food Service, then on the fork & knife icon)

	WHAT: Apply for educational benefits to increase district funding for student services.
	AGE: Families with students in Grades K-12
	SCHOOLS: All
	ACTION: Apply for educational benefits to increase district funding for student services.

Students in households that meet the free or reduced-price meal income guidelines will generate compensatory revenue for the school district from the State of Minnesota. Schools must use compensatory revenue to meet the needs of students who are behind their peers, such as remedial instruction, instructional materials including digital learning and technology, bilingual programs and additional teachers and teacher aides.

Every eligible meal form equals additional dollars for St. Louis Park Public Schools to provide students with free or reduced:

- Advanced Placement (AP) Tests for potential college course credit
- College Application Fees
- Internet Access
- School Meals
- Sports & Activities Fees

Please complete the Application for Educational Benefits to see if you qualify.


St. Louis Park Public Schools

2021-22 School Year

STEP 5

STEP 5: Bus Information

(within the PowerSchool Parent Portal click on Transportation)

	WHAT: Bus Information (bus stop location and times).
	AGE: Families with students in Grades K-12
	SCHOOLS: All
	ACTION: View back-to-school bus information - including bus stops and times for pick-up and drop-off.


Within the PowerSchool Public Portal students and families can view bus stop information, including location and morning pick-up and afternoon drop-off times.

PLEASE NOTE:

- Bus info will NOT be changed from August 26 through September 22 (2 weeks after the start of school)
- **Beginning September 22 (and going forward), bus information will ONLY BE AVAILABLE in the Ride 360 App or Ride 360 website. See pages 13 and 14 for details.**
- After September 22 we will DISCONTINUE posting bus info in PowerSchool Parent Portal.

STEP 6

STEP 6: Student Digital Equity Survey (within the PowerSchool Parent Portal click on Digital Equity Learning Preference)

	WHAT: State Student Digital Equity Survey
	AGE: Families with students in Grades K-12
	SCHOOLS: All
	ACTION: Complete survey to assist the Minnesota Department of Education (MDE) in ensuring each student and family has the equipment, help and support needed to support learning.

Thank you for participating in the Student Digital Equity Survey. This survey collects information on student access to the Internet and electronic devices used for schoolwork in the student's home.


St. Louis Park Public Schools may use this information to identify students that could benefit from additional support to make sure they can access learning opportunities outside the classroom or school building. It is important that we gather accurate information from every student so that each student and family has the equipment, help and support needed.

The information you provide in this survey will be reported to the Minnesota Department of Education (MDE). MDE may provide state- or school-level summary data – without personal, identifying information – to the Governor, legislators, MDE staff and external partners who have established data sharing agreements and protocols. St. Louis Park Public Schools will not share your personal, identifying information provided in this survey with others without your consent.

STEP 7

STEP 7: Technology Device Loan Agreement & Acceptable Use Form

(Grades 6-12; within PowerSchool Parent Portal, click on Forms)



	WHAT: Technology Device Loan Agreement & Acceptable Use Form
	AGE: Families with students in Grades 6-12
	SCHOOLS: MS, HS
	ACTION: Complete agreement and form to allow student access to a school-issued device for the 2021-22 school year.

For the 2021-22 school year, students in grades 6-12 will be provided a device to enhance their learning experience.

Parents/guardians will need to click the approval box BEFORE devices can be picked up on September 2.

STEP 8

STEP 8: Seesaw & Schoology Use Agreement (within PowerSchool Parent Portal click on Online Seesaw or Schoology)

 	WHAT: Seesaw & Schoology Acceptable Use Forms
	AGE: Students & Families Grades K-12
	SCHOOLS: All
	ACTION: Complete Seesaw (Grades K-5) & Schoology (Grades 6-12) Acceptable Use Agreements to allow student access during the 2021-22 school year.

Both Seesaw (Grades K-5) and Schoology (Grades 6-12) are learning management systems that teachers and students use to interact and share work. This agreement acknowledges that you permit your child to access these learning platforms.

St. Louis Park Public Schools

2021-22 School Year

STEP 9

STEP 9: Athletics & Activities



WHAT: Athletic and Activities registration

AGE: Families with students in Grades 6-12

SCHOOLS: MS, HS

ACTION: Register your student for athletics and pay fees.

Register your student for athletics and pay for student athletic fees at bit.ly/SLPAthleticsReg.

NOTE: You will need a current student health physical on file for participation. You can submit your physical via one of three ways:

- Drop off at High School athletic office or the Middle School main office
- Fax it to the High School at 952-928-6172 or Middle School at 952-928-6380
- Email to griffin.robert@slpschools.org (High School) or wennerberg.derek@slpschools.org (Middle School)

Fall sports include:

High School

- Cross Country (Boys)
- Cross Country (Girls)
- Football
- Soccer (Boys)
- Soccer (Girls)
- Swimming & Diving (Girls)
- Tennis (Girls)
- Volleyball

Middle School

- Cross Country (Boys)
- Cross Country (Girls)
- Football
- Soccer (Boys)
- Soccer (Girls)
- Swimming & Diving (Girls)
- Tennis (Girls)
- Volleyball

For more information on Athletics, go to www.gopark.org. See your school office for Activities information.

St. Louis Park Public Schools

2021-22 School Year

STEP 10

STEP 10: Student ID Badges



WHAT: Student ID badges (*use 2020-21 badges*)
White Badge - Used for food service; stays in classroom
Orange Badge - Used for transportation; students take home

AGE: Grades K-5

SCHOOLS: AQ, PSI, PH, SL

DETAILS: ID badges will be returned to students in grades 1-5; kindergarten and new students will receive new badges. Badges will be given to students and families by their classroom teacher. Badges are used for a.m./p.m. transportation participation, to obtain school meals, purchase à la carte items in the cafeteria, and more.



WHAT: Student ID badges
White Badge - Used for food service (Gr. 6 use 2020-21 badge)
Orange Badge - Used for Activity Bus (if registered for activities)

AGE: Grades 6-8

SCHOOLS: MS

ACTION: Students will pick up their ID badges at Family Connect / Advisory Time on September 2. Badges are used for transportation, to obtain school meals, purchase à la carte items in the cafeteria, and more.



WHAT: Student ID badges
White Badge - Used for food service
Orange Badge - Used for Activity Bus (if registered for activities)

AGE: Grade 9

SCHOOLS: HS

ACTION: Students will pick up their ID badges at Freshmen Orientation on Thursday, September 2. Badges are used for transportation, to obtain school meals, purchase à la carte items in the cafeteria, and more.



WHAT: Student ID badges
White Badge Used for food service (use 2020-21 badge)
Orange Badge - Used for Activity Bus (if registered for activities)

AGE: Grades 10-12

SCHOOLS: HS

ACTION: Returning students should locate their ID badge from last year. New students in grades 10-12 can pick up their ID badges at Freshmen Orientation on Thursday, September 2.

NOTE:


Badges that haven't been picked up on September 2 will be given to students on the first day of school.

St. Louis Park Public Schools

2021-22 School Year

STEP 11

STEP 11: CarRiderPro

	WHAT: CarRiderPro
	AGE: Students & Families Grades K-5
	SCHOOLS: AQ, PSI
	ACTION: Parents/Guardians and families at Aquila and Park Spanish Immersion will receive CarRiderPro information and their tag directly from the school.

The CarRiderPro system is designed to streamline the dismissal and pickup process for elementary schools when students are released at the end of the school day. It utilizes discretely encoded vehicle tags that are assigned to each student in the CarRider system and is cross referenced to parents or guardians that are responsible for their pickup after school each day. The system automatically detects each tag as it enters the pickup zone and identifies all students linked to it. Each student's name is displayed, inside the school, in real time, in proper sequence with the vehicles in the pickup line. The system then automatically detects each tag as it leaves the pickup zone and logs out any student names associated with it.

St. Louis Park Public Schools

2021-22 School Year

STEP 12

STEP 12: Traversa Ride 360 App



WHAT: Bus information (bus number, bus stop location, and bus stop time) and GPS tracking for school bus arrival for pick-up and afternoon drop-off.

AGE: Students & Families Grades K-12

SCHOOLS: AQ, PSI, PH, SL, MS, HS

ACTION: Download “Traversa Ride 360” from the Google Play Store or the Apple App Store to begin using or access information from the Traversa Ride 360™ website (details on page 14). Log-in instructions below.

How to access the Traversa Ride 360 mobile app

- Download “Traversa Ride 360” from the Google Play Store or the Apple App Store.
- After the app installation is complete, open Traversa Ride 360.
- When prompted to find your school district, enter **St. Louis Park Public Schools (MN)**
- Once you have selected your district, you will proceed to the login page. If you do not already have a registered email, click ‘Register’.
- To register, enter your email address, password, and name.
- After registering, you will receive a confirmation email. Click on the link in your email to confirm your registration through the Ride 360 website.
- Log in, then find a student by going to My Students and choosing the + button. This will present the Find a Student screen.
- Enter your student’s ID number and birthday to find your student. Repeat this step to add additional students.
- Once you have linked to a student, click on that student’s profile to see all relevant transportation information.
- Press the “share” button to share a student link with someone else. Enter the email of the person you would like to share with. That person will receive a confirmation email that will automatically link them to the shared student(s). Recipients must register with Ride 360, if they have not already done so, to access the student information.
- Regularly check for updates to ensure that your device is running the latest version of the app.
- Remain logged into the app to receive district notifications, even when the app is not actively running.

Find your school district

App login screen

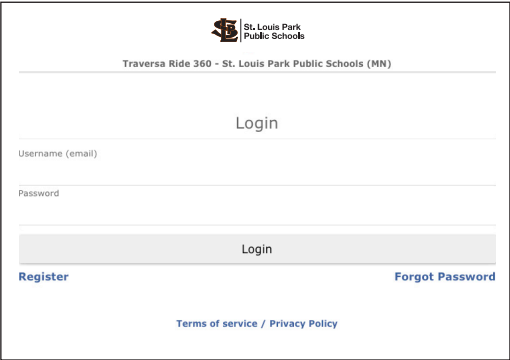
If you have questions or need assistance, please email transportation@slpschools.org.

St. Louis Park Public Schools

2021-22 School Year

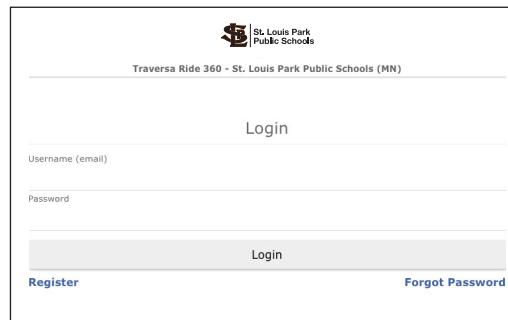
STEP 12

STEP 12: Traversa Ride 360 Website

	<p>WHAT: Bus information (bus number, bus stop location, and bus stop time) and GPS tracking for school bus arrival for pick-up and afternoon drop-off.</p> <p>AGE: Students & Families Grades K-12</p> <p>SCHOOLS: AQ, PSI, PH, SL, MS, HS</p> <p>ACTION: Access information from the Traversa Ride 360™ website. Log-in instructions below.</p>
---	---

How to access the Traversa Ride 360 website

1. Using the Chrome or Firefox browser, go to <https://mnstlouisparksd283.traversaride360.com/>
2. If you do not already have a registered email, click 'Register'.
3. To register, enter your email address, password, and name.
4. After registering, you will receive a confirmation email. Click on the link in your email to confirm your registration through the Ride 360 website.
5. Log in, then find a student by going to My Students and clicking the 'Find Student' button
6. Enter your student's ID number and birthday to find your student. Repeat this step to add additional students.
7. Once you have linked to a student, click on that student's profile to see all relevant transportation information.
8. To share a student link with another person, select a student and click the student options button in the lower-right corner.
9. Choose which students to share, then enter the email of the person you would like to share with. That person will receive a confirmation email that will automatically link them to the shared student(s). Recipients must register with Ride 360, if they have not already done so, to access the student information.



Website login screen


If you have questions or need assistance, please email transportation@slpschools.org.

St. Louis Park Public Schools

2021-22 School Year

STEP 13

STEP 13: FREE Health Services - Central Clinic

	WHAT: FREE Health services from Central Clinic
	AGE: Students & Families Grades E-12
	SCHOOLS: All
	ACTION: Review information.

Central Community Clinic is a free, walk-in clinic for children from birth through high school who live or go to school to public or private schools in St. Louis Park or Hopkins school districts. Central Clinic's mission is to reduce barriers to health care for the children and youth of our community.

Location: The clinic is located in Central Community Center at the intersection of Highway 7 & Wooddale Ave. The clinic entrance is on 35th Street on the northwest side of the building (near the High School football field).

Central Clinic was founded in 1996, as a response to the Children First initiative. The clinic is funded by a grant from Park Nicollet Foundation, staffed by doctors from Park Nicollet – Creekside clinic, and governed by an advisory council.

[CLICK HERE](#) to learn more and download the Consent Form to be completed before visiting.

Central Community Center
6300 Walker Ave.
St. Louis Park, MN

Phone: 952-993-1100

Email: centralclinic@parknicollet.com


Hours: 1 to 4:30 p.m., Tuesdays and Thursdays
(As of August 26, 2021. Watch [website](#) for current times.)

St. Louis Park Public Schools

2021-22 School Year

STEP 14

STEP 14: School-to-Home Communications

	WHAT: School-to-home Communications
	AGE: Students & Families Grades K-12
	SCHOOLS: All
	ACTION: Review information.

Stay connected with us!

The school-to-home connection is invaluable to ensuring each child's academic success. You will receive and can access the following throughout the school year to learn the latest information about your school and the school district. Remember that all districtwide and school e-newsletters are posted on the District or school websites shortly after they are sent via email.

School e-Newsletters: St. Louis Park Public Schools and the District's six schools regularly send communication to families via e-newsletters to all emails registered in the PowerSchool Parent Portal. View current and past issues at:

AQ: <https://aq.slpschools.org/about/aquila-communicator>

PH: <https://ph.slpschools.org/about/peter-hobart-communicator>

PSI: <https://psi.slpschools.org/about/laprensa>

SL: <https://sl.slpschools.org/about/susan-lindgren-communicator>

MS: <https://ms.slpschools.org/about/oriole-times-newsletter>

HS: <https://hs.slpschools.org/about/6425-news>

SLP Communicator e-Newsletter: The *SLP Communicator* is a District publication for all stakeholders invested in achieving the mission of St. Louis Park Public Schools. This e-newsletter is distributed weekly during the school year on Wednesdays with the exception of Winter Break and Spring Break. View current and past issues at <https://www.slpschools.org/families/slp-communicator-e-newsletter>.

District website: www.slpschools.org

School Websites

NOTE: NEW SCHOOL WEB ADDRESSES - Please update your bookmarks!

Aquila Elementary Schoolaq.slpschools.org

Park Spanish Immersion Elementary School...psi.slpschools.org

Peter Hobart Elementary School.....ph.slpschools.org

Susan Lindgren Elementary Schoolsl.slpschools.org

St. Louis Park Middle Schoolms.slpschools.org

St. Louis Park High Schoolhs.slpschools.org

Social Media Channels

Facebook: [@stlouisparkpublicschools](https://www.facebook.com/stlouisparkpublicschools)

Twitter: @SLPublicSchools

@283SUP (Superintendent)

Instagram: @st.louisparkpublicschools

YouTube: [stlouisparkpublicschools](https://www.youtube.com/stlouisparkpublicschools)

High School Athletics: www.gopark.org