

Welcome to  
**K**in**d**er**g**ar**t**en!



Ridge Hill School  
2021-2022

## **Meet the Kindergarten Team:**



**Miss Carlson**  
[lcarlson@hamden.org](mailto:lcarlson@hamden.org)



**Mrs. Mastracchio**  
[rmastracchio@hamden.org](mailto:rmastracchio@hamden.org)



**Miss Swol**  
[eswol@hamden.org](mailto:eswol@hamden.org)

hello!

# Welcome to Kindergarten Video

<https://youtu.be/gCAySFDILVQ>



# School Supplies:

The school will provide each student with:

- Chromebook and charger

- Plastic Pencil Box
- Crayons - multipack
- Pencils with erasers
- Child safe scissors
- Dry erase markers
- 2 glue sticks
- 2 boxes of tissues

Families need to provide students with the following:

- Backpack
- Headphones (not earbuds)
- Healthy Snack
- Lunch (if not getting school lunch)
- Extra set of clothes
- Towel for outside instruction
- Reusable water bottle

**\*\*All items must be labeled with student first and last name.**

**Please charge Chromebooks each night in preparation for the next school day. Chargers will stay home each day.**



# Assessing Students

During the first week of school (and during the summer program) we assess students skills in abilities to create balanced classes, group students together with like strengths and needs, obtain starting point data and plan to align needs with curriculum for kindergarten. Assessments include:

Name Recognition

Fine Motor Skills

Visual Discrimination

Play Interaction

Listening to Stories

Position Words

# Typical Kindergarten Day

8:30-8:45 - Arrival

8:45-10:05 - Morning Meeting, Phonics, & Writing

10:05 - 11:10 - Specials

11:10-11:20 - Mask Break and Snack

11:20-12:30 - Math

12:30-1:15 - SRBI

1:15-2:00 - Lunch & Recess

2:00-3:00 - Reading (shared, interactive, small groups)

3:00-3:25 - Social Studies and Science



# **Learning at Home:**

**Here are some tips to set up a successful environment to continue learning at home.**

- **Have a designated space & schedule for continued learning/homework.**
- **Have a designed bath/shower time.**
- **Have a designated dinner time.**
- **Have a designed bed time with routine for going to sleep. (ie. story in bed)**

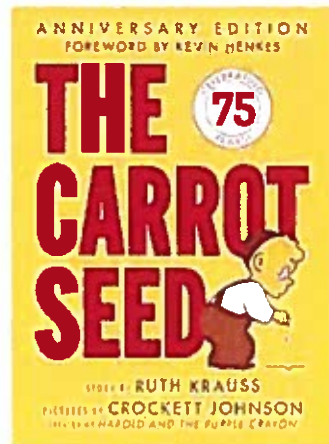





## Reader's Workshop:



We use Reader's Workshop to teach reading in Kindergarten. Students will start the year with emergent storybooks. These are familiar books which are read over and over again. Students will learn to use the pictures to help them remember and read these old favorites independently!





# **How to Help Your Child Read at Home:**

- **Set up a quiet environment for your child to listen to/read books**
- **Reread familiar books many times**
- **Offer your child an opportunity to retell a familiar book using events from the beginning, middle and end**
- **As the year begins, students who are reading independently will be doing so through memorization of repeated readings of emergent storybooks. In order to help your child, please encourage him or her to do the following:**
  - **Use the picture to retell the story**
  - **Point to the words**
  - **Incorporate details, 'storybook language' and character dialogue**
  - **Connect the pages together**
- **As students learn to read throughout the school year, we will be teaching specific reading 'super powers'. These skills will include pointing to the words, using the first letter sound, etc. As the year continues, we will provide more information on this and how you can support your child at home.**

# **Writer's Workshop:**

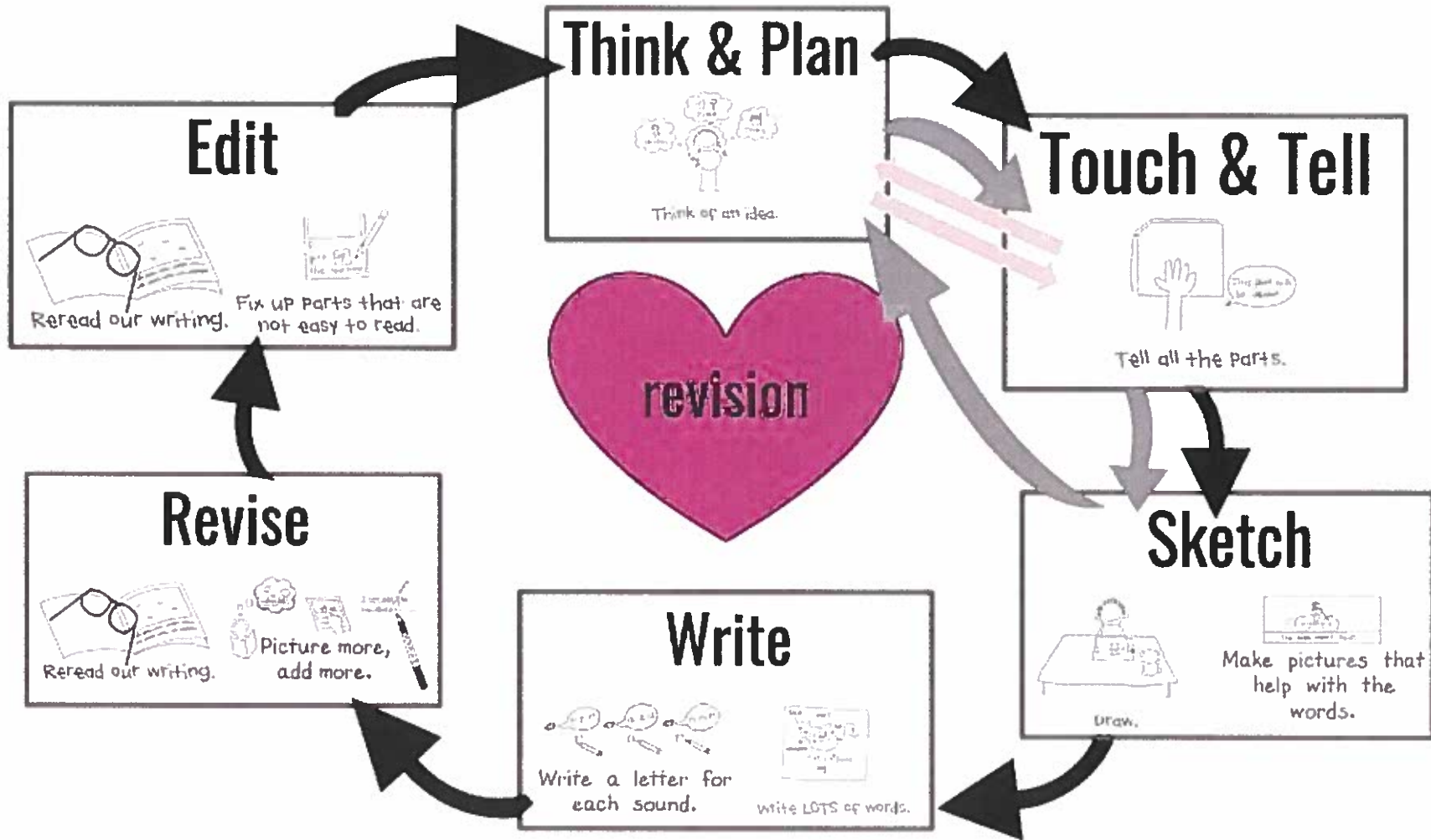
**We use Writer's Workshop to teach writing in Kindergarten. Throughout the school year, students will learn how to plan out their ideas, touch and tell to determine what will go on each page, draw pictures and add labels and sentences! Students will also learn how to edit and revise their writing. Students will create a variety of writing including informational, narrative and opinion pieces. We look forward to watching our classes grow as writers!**



## **How to Help Your Child Write at Home:**

- **Allow your child to create a plan first - encourage them to 'touch and tell' to decide what information he or she will put on each page prior to any writing**
- **Encourage drawing pictures first - this helps the students hold onto their ideas**
- **Do not tell your child how to spell words - encourage inventive spelling allowing him or her to write a letter for each sound they hear**
  - **Example - For the word cat - some students might be able to hear the letter sounds and write 'ct' while others might be able to write 'cat' and some may just hear the beginning sound and write 'c'**
- **As the school year continues, we will begin to introduce the mechanics of writing such as incorporating spaces between words, capitalization and punctuation.**

# The Kindergarten Writing Process



# **Help Your Child Learn Letters at Home:**

To help your child learn letters, we ask that you practice the following skills:

- **Letter Identification**
  - Uppercase and Lowercase
- **Letter Sounds**
  - Identifying which sounds each letter makes and brainstorming words/finding objects around the house that begin with a letter
- **Proper Letter Formation**
  - Use and Lowercase

School Literacy Specialist: Mrs. Mannle  
[smannle@hamden.org](mailto:smannle@hamden.org)



## Math:



Throughout the school year, we will work on the following skills with students:

- **Working with Numbers**
  - Counting to 100
  - Writing Numbers 1-20
  - Identifying Numbers
- **More/Fewer**
- **Sorting and Classifying by Attributes**
- **Measurement**
- **Shapes: Identifying and Constructing 2D and 3D Shapes**
- **Data Analysis: Organizing and Interpreting Data**
- **Addition and Subtraction**
- **Sequencing Events**
- **Solving Logic Problems**
- **Solving Story Problems**

# **Help Your Child with Math at Home:**

To help your child with math at home, weekly practice of the following skills is encouraged:

- Count a set of objects using 1-1 correspondence
- Create a set of objects when given an amount
- Rote counting aloud
- Identify numbers

<https://padlet.com/ksullivan123/counting>

School Math Specialist: Mrs. Sullivan  
[ksullivan1@hamden.org](mailto:ksullivan1@hamden.org)



## **Online Programs:**

**We will use a variety of fun and engaging programs to help us learn from home!**





# **Learn More About Dream Box!**


**Dream Box is a fun and engaging online program designed to help students practice a variety of mathematical skills. Students will first take a placement test to assess their skills and areas of need. Students will then be assigned specific lessons and math practice to help them strengthen their math skills. Dream Box is adaptive and will help your child practice specific areas of need while using exciting visuals and interactive games. Dream Box can be accessed using a computer or a tablet.**

The logo for Epic! is the word "epic!" in a white, lowercase, sans-serif font with a thick black outline, set against a solid blue square background.

# Learn More About Epic!

Epic is an online resource with a plethora of amazing books! Students are able to browse through books with a variety of engaging characters and interest levels. Some books will read the text aloud, while others will not. Teachers are also able to assign a book or a collection of books to a student to read! Epic can be accessed using a computer or downloaded as an app on a tablet or phone.

Splat<sup>the</sup> Cat





## **Learn More About Lexia Core 5!**

**Lexia is a fun and engaging phonics program. Students will begin this program by taking a short placement test. They will then be assigned a level based on their specific skills and areas of need. Student progress and performance are tracked to ensure that teachers can offer support and guidance. Students will earn a special certificate each time they complete a level! Lexia can be accessed using a computer or tablet.**