



Central Davis Jr. High's Secrets for Success

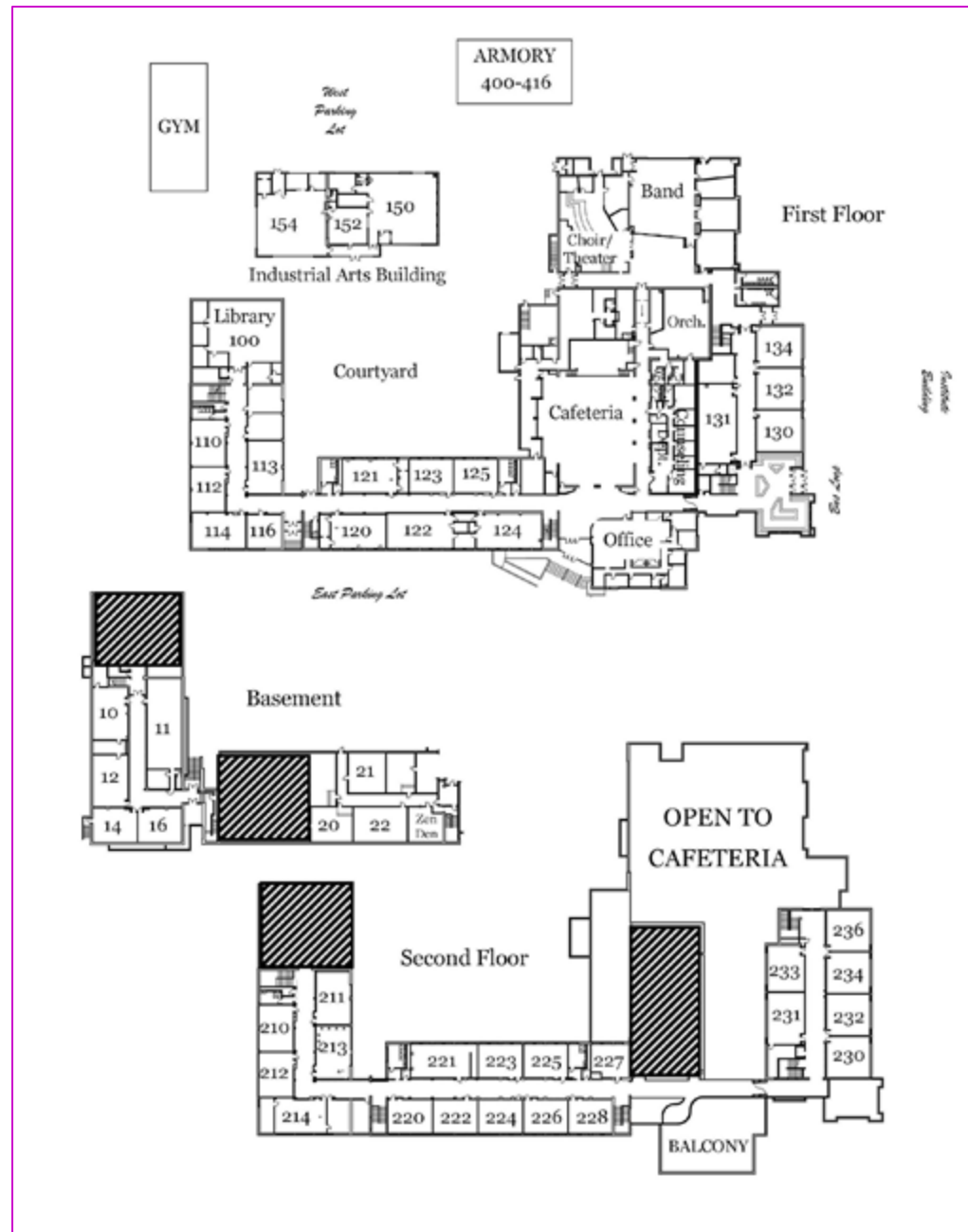


CDJH Campus Map Breakdown

Getting to Know Your Way Around

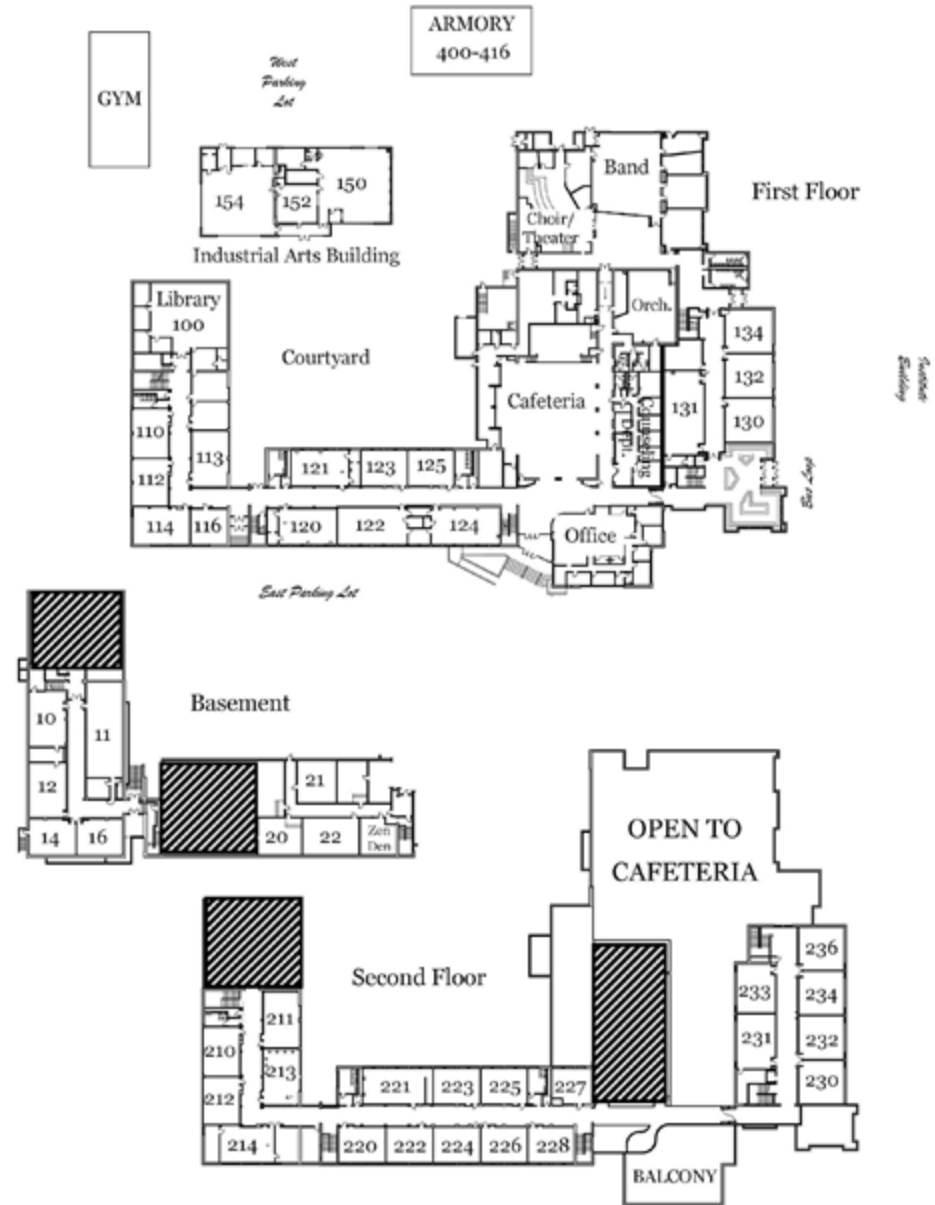
CDJH has 3
Floors:

Main Floor
Top Floor
Basement



Memory
Tip:

The Main &
Top Floors
are in the
shape of a
"U"

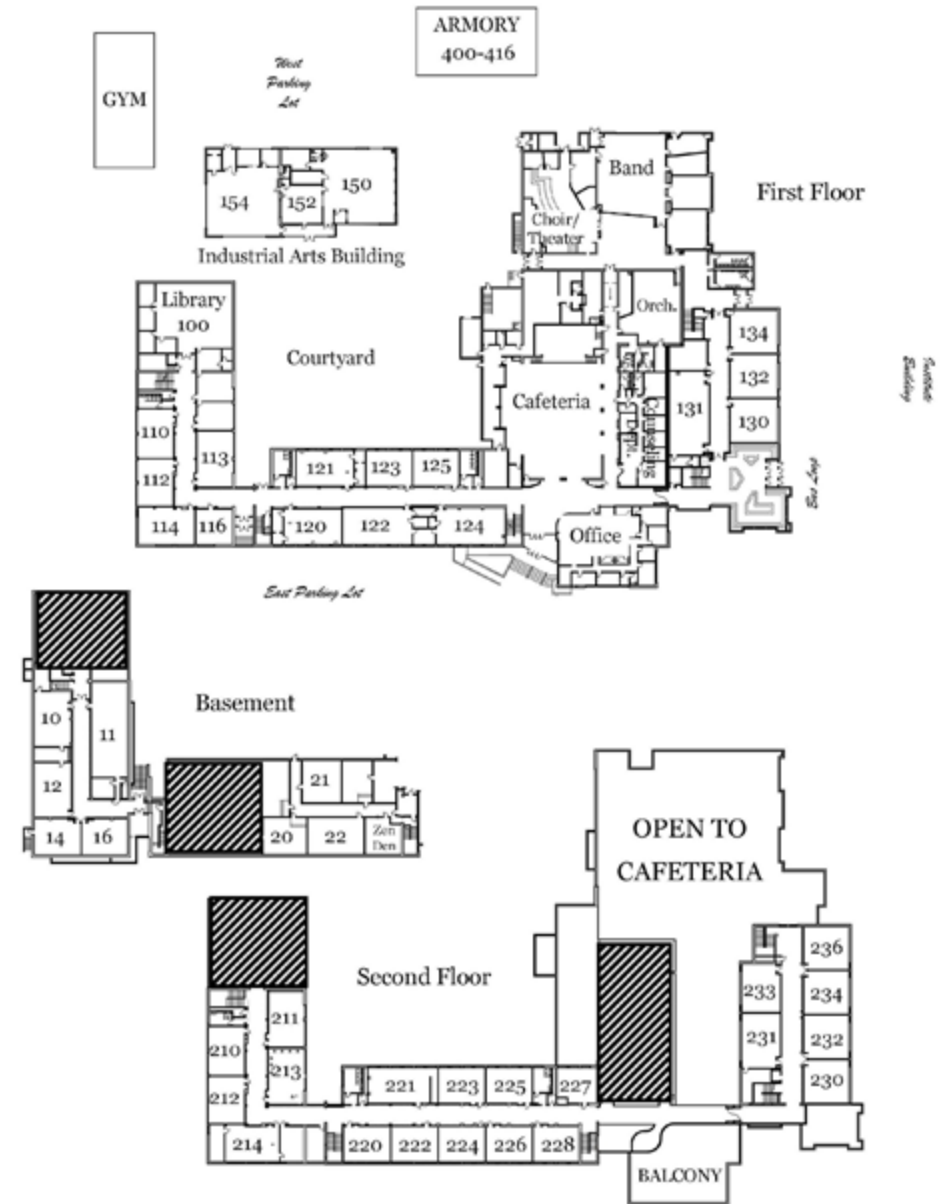


Memory Tip:

Main Floor
Classes = 100's

Top Floor
Classes = 200's

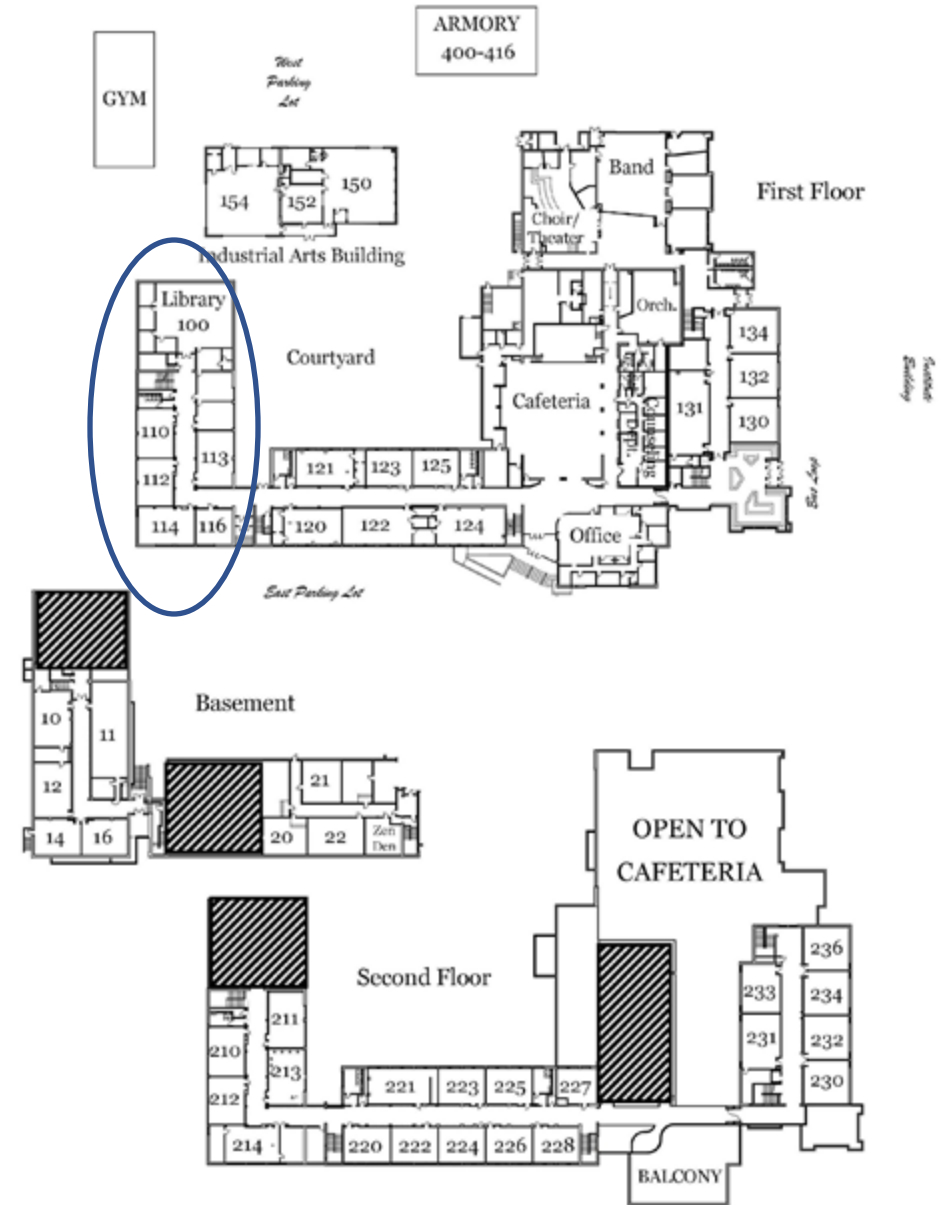
Basement =
Double Digits



Memory Tip:

Classrooms
are also
organized by
Hallway
Sections

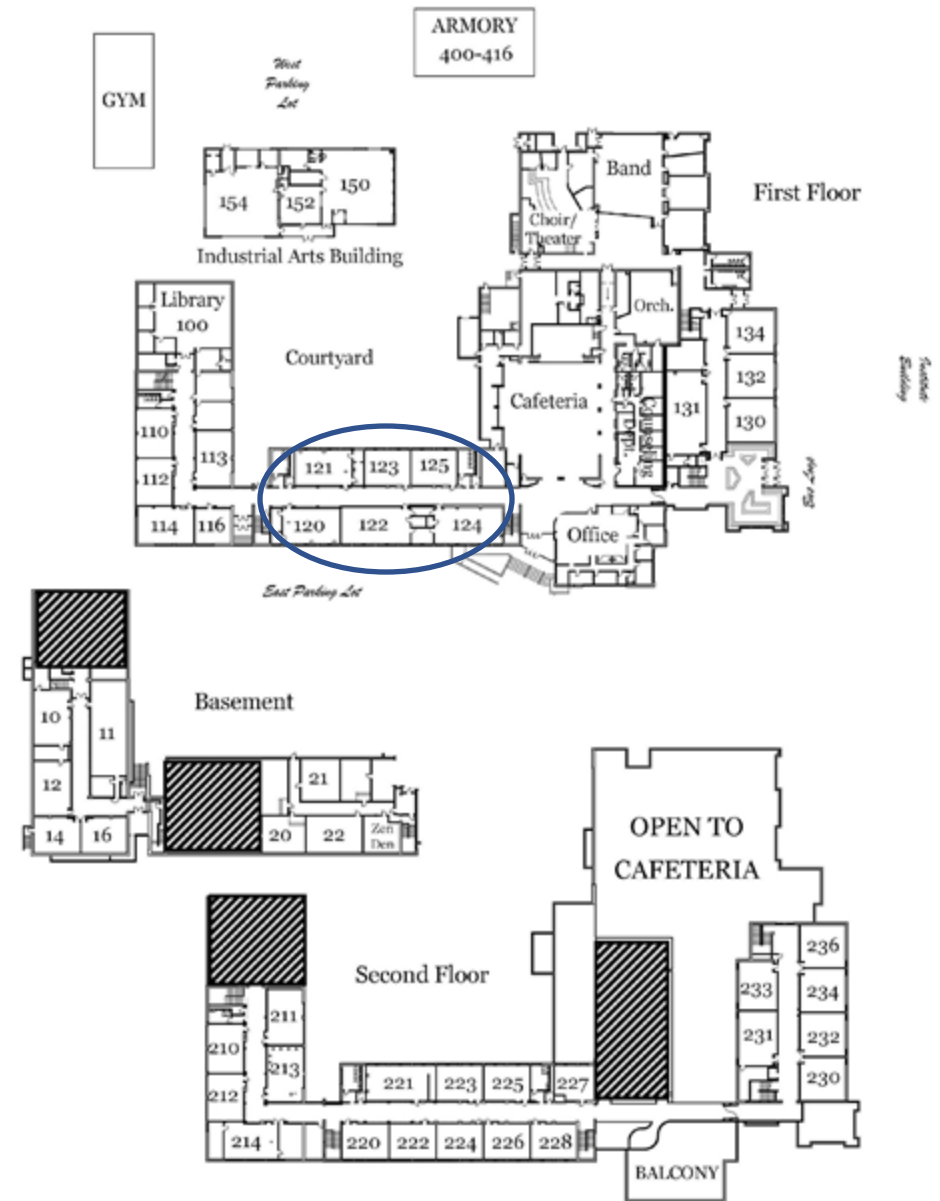
Section 1



Memory Tip:

Classrooms
by Hallway
Sections

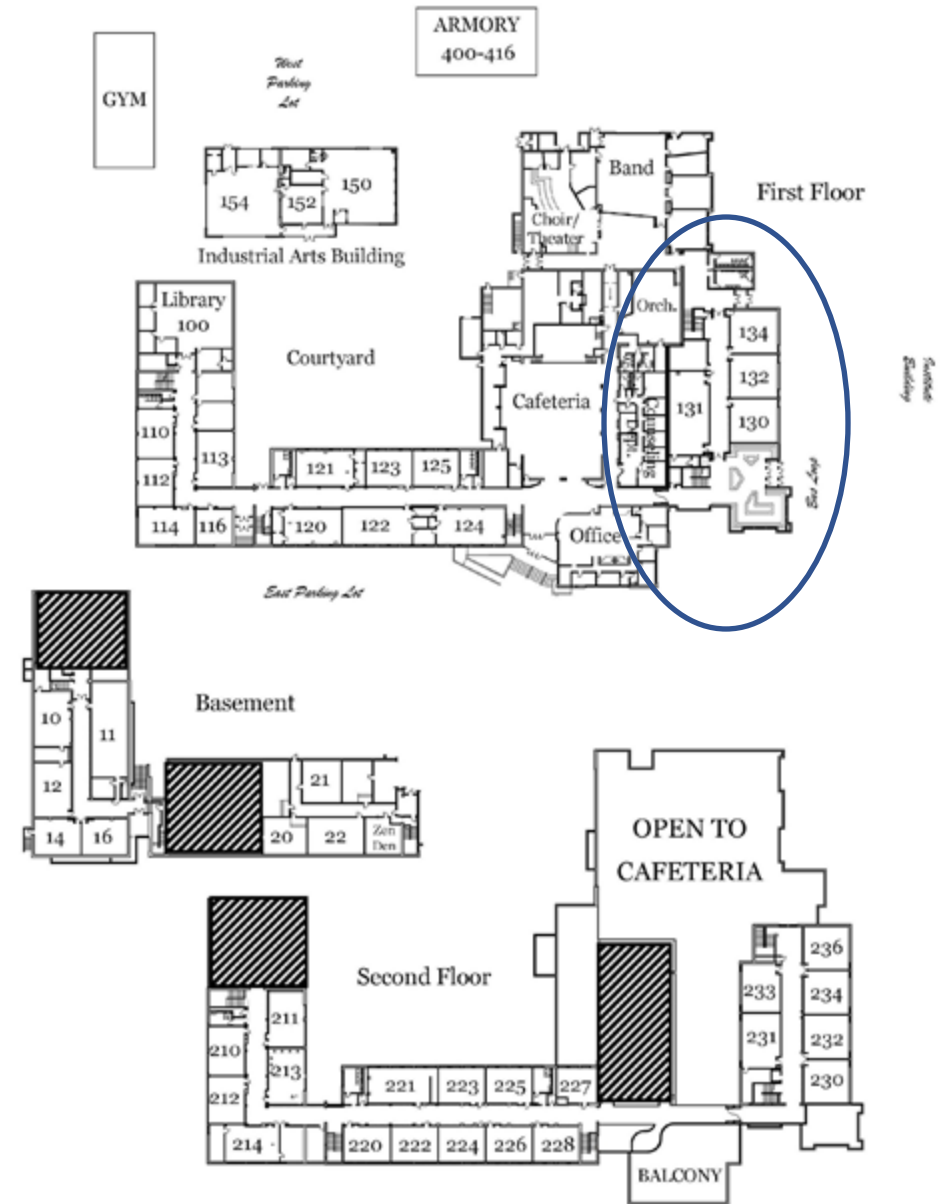
Section 2



Memory Tip:

Classrooms by Hallway Sections

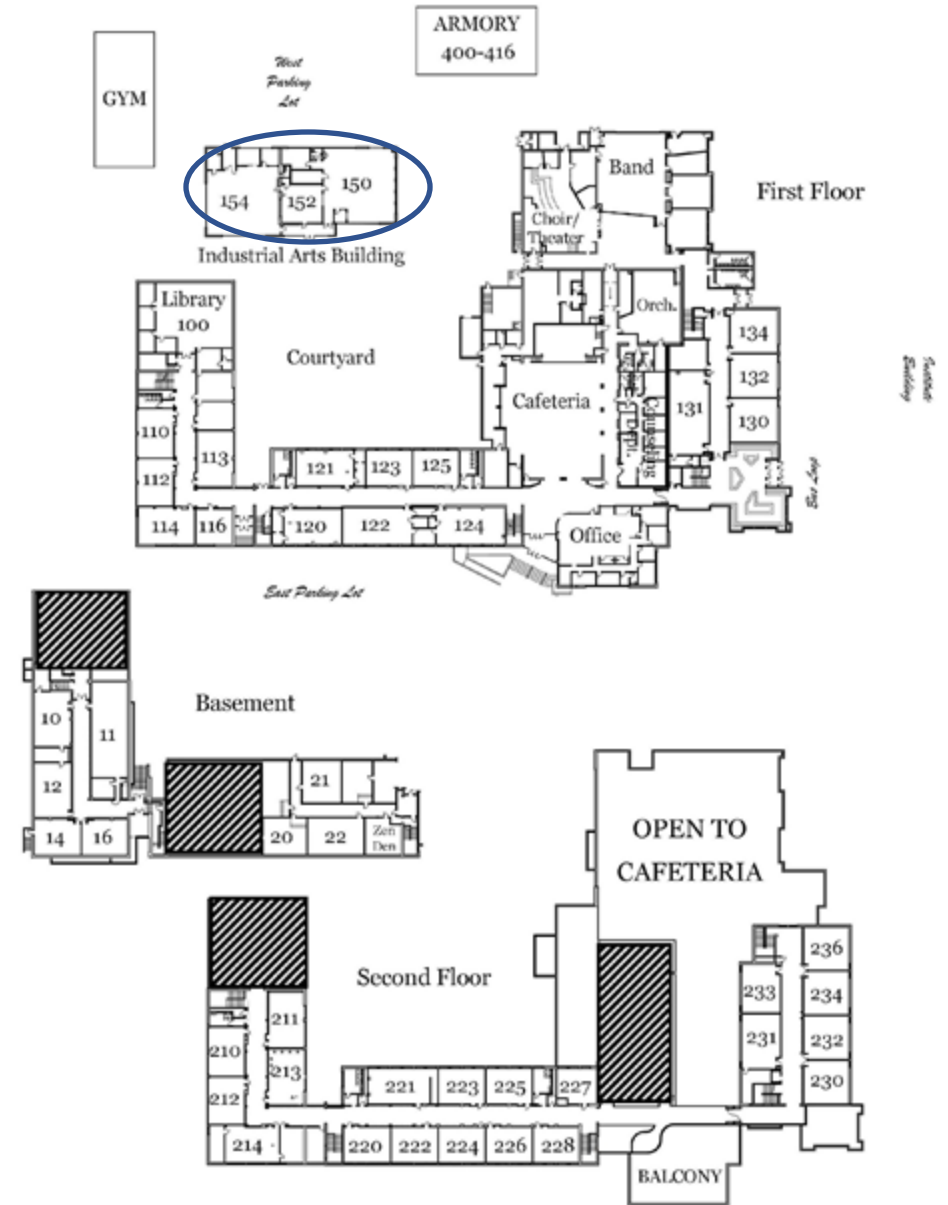
Section 3



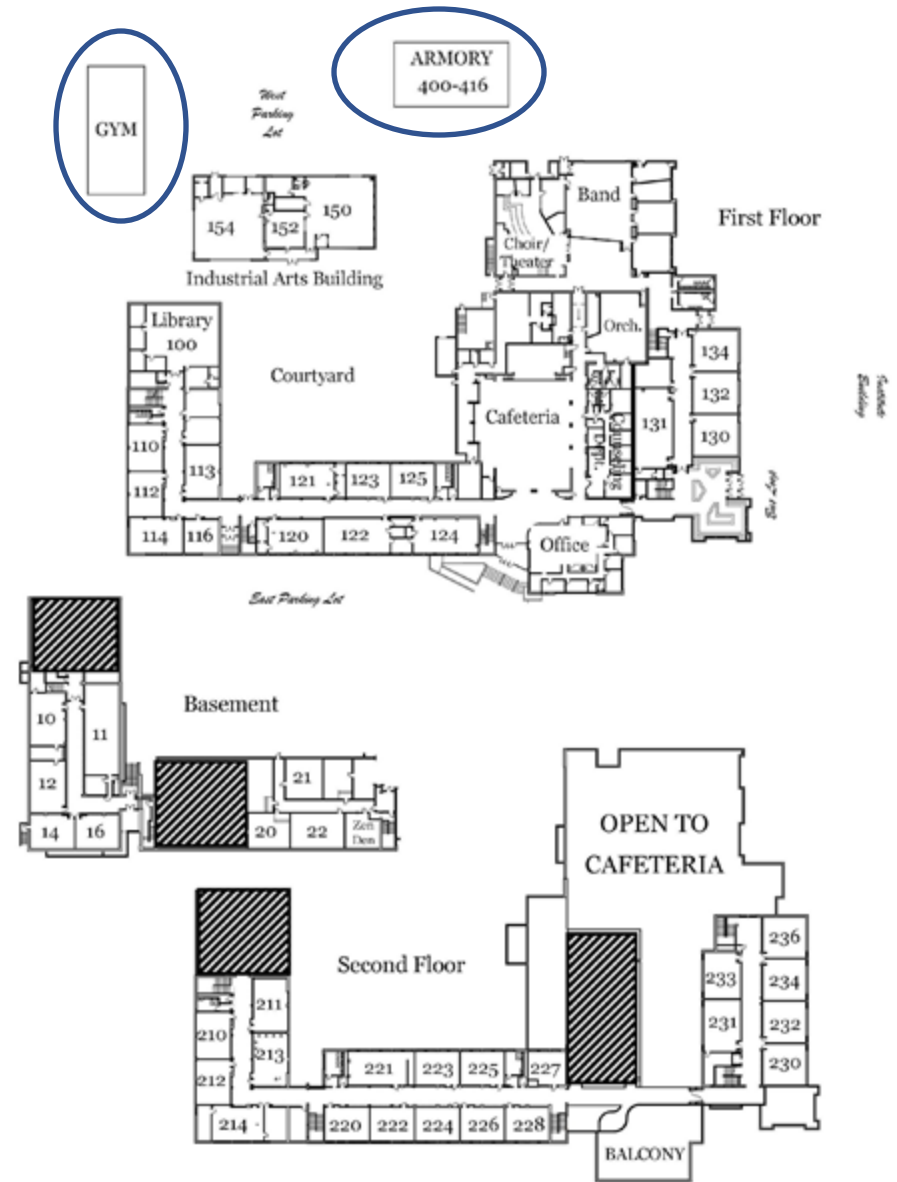
Memory Tip:

Classrooms by Hallway Sections

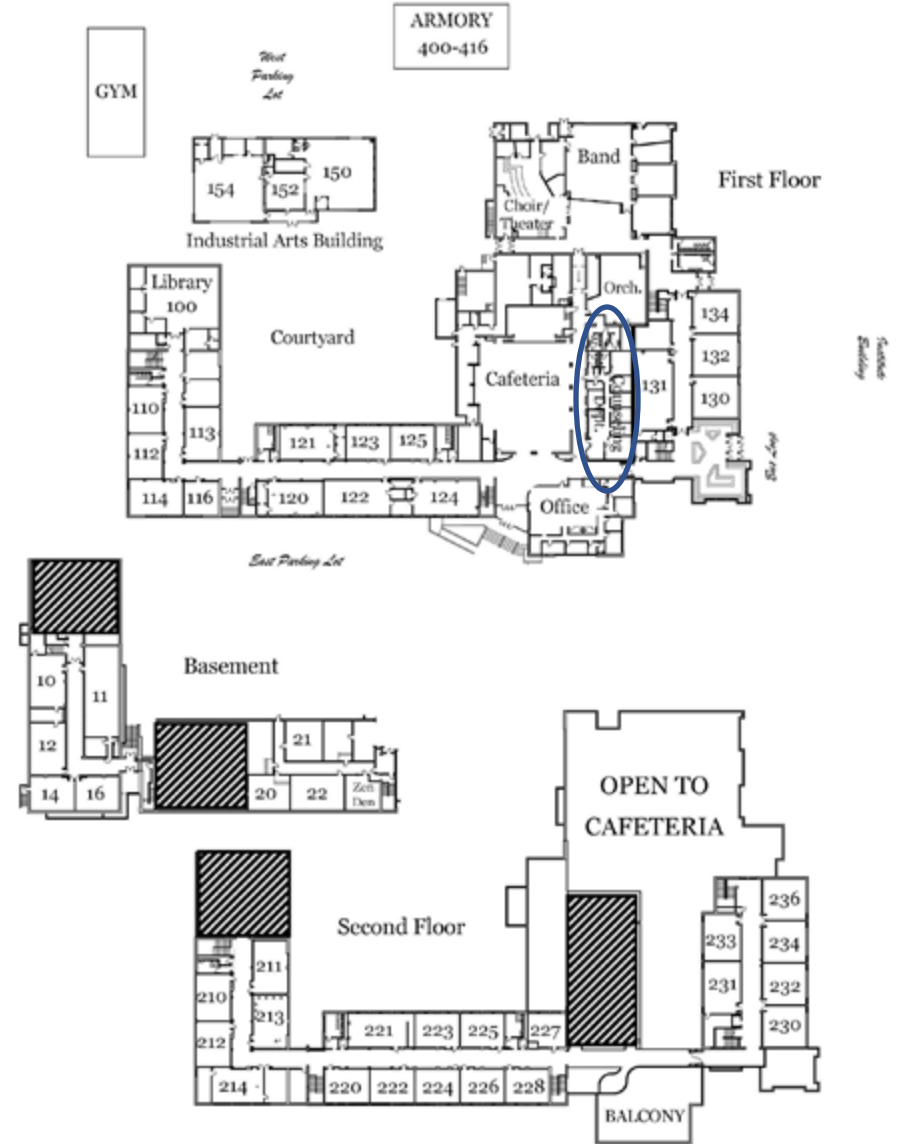
Section 5



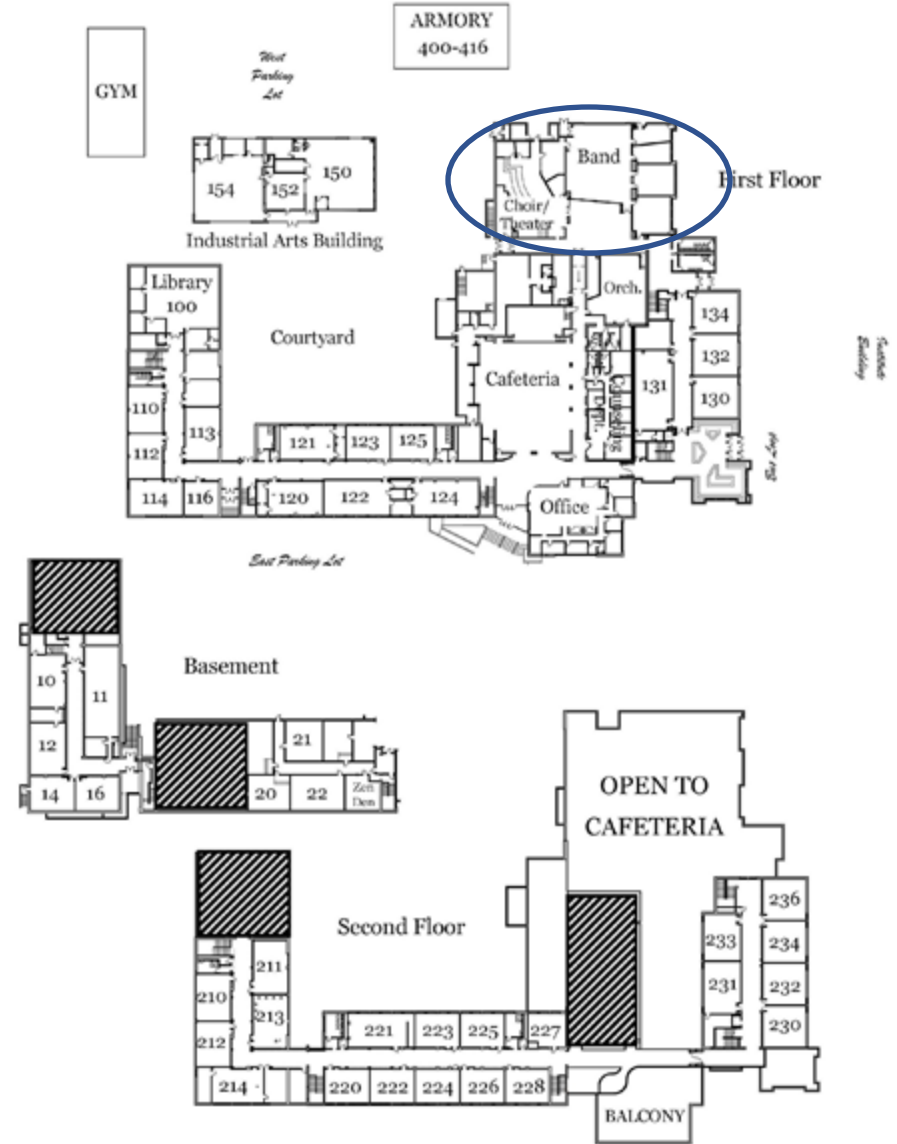
Auxiliary Buildings



Counseling Department



Music & Performing Arts Department

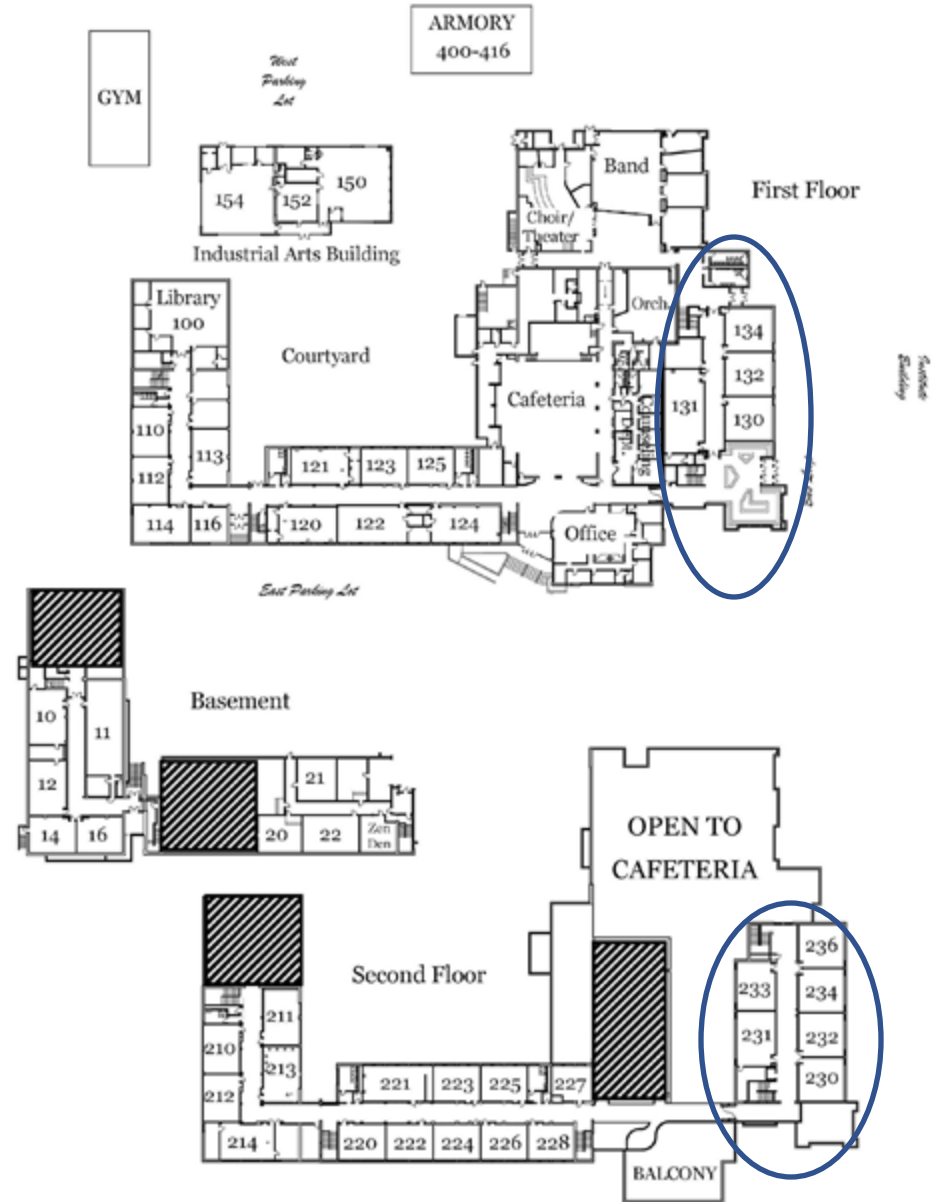




Unlocking the Locker Mystery

7th-Grade Hallways

Find your Locker Here & Practice Opening it Today!



Student Locker Assignments



- ❖ All students will be assigned a locker
 - ❖ Student may have to share a locker depending upon availability
 - ❖ Students may take a backpack into class. A Trapper Keeper-type of binder is a great way to keep track of your paperwork and can be use as a "mobile locker".
-

CDJH Dress Code

**Available on the CDJH
Website in the Student
Handbook**

These guidelines are to be adhered during school or at school sponsored activities.

- All students shall maintain themselves in clean and appropriate attire.
- Students shall wear shoes/sandals at all times.
- The student's entire torso must be covered at all times. The torso is defined as the trunk of the human body or the part that does not include the head, arms, or legs.
- All students should have a minimum of three finger-widths (approximately two inches) of material on their shoulder.
- Material should not gape at the arm hole. There should be no more than four finger-widths (approximately three inches) between the center of one's arm pit and the garment's arm hole.
- Low necklines and backlines are not allowed.

CDJH Dress Code

(Continued)

- The neckline of the garment should begin within a hand-width (approximately four inches) from the collarbone.
- The backline of the garment should begin within two hand-widths (approximately eight inches) of the hairline.
- On the legs, the minimum length of the garment should be one hand-width (approximately four inches) above the knee when standing or sitting.
- No obscene, suggestive, or illegal words or pictures shall be worn on clothing (gang affiliation, drugs, alcohol, tobacco etc...)
- Students will not be allowed to cover their heads in the building.
- Hats, hoodies, caps, and other head coverings are not allowed unless permitted for religious or medical reasons as approved by the school administration.

CDJH Dress Code (Just a Few More)

- Pants that rest or hang below the waistline are prohibited (underwear should be covered).
- Accessories with a potential to harm oneself or others are not allowed.
- Sunglasses may not be worn in the school building, unless diagnosed by a doctor.

Students who violate the dress code will be expected to correct the violation and to review the school dress code. Students not in compliance with the dress code may be held out of class until they comply.





Cub Code of Conduct

Be Respectful

Be Responsible

Be Safe...

Everywhere on Campus!

Arriving

BE RESPECTFUL

- ü Use appropriate language
- ü Use appropriate voice level
- ü Plan your morning to ensure arriving on time/getting to class on time

BE RESPONSIBLE

- ü Arrive on time
- ü Walk to class promptly
- ü Bring required material for the day
- ü Put away extra items in locker/backpack to class is allowed

BE SAFE

- ü Respect personal space and property
- ü Walk
- ü Report concerns to an adult

Hallways/Transitions

BE RESPECTFUL

- ü Use appropriate language
- ü Use appropriate voice level
- ü Keep food/drinks sealed and stored

BE RESPONSIBLE

- ü Keep Moving
- ü Must have a hall pass during class time
- ü Keep area clean
- ü Hustle when the music stops

BE SAFE

- ü Respect personal space and property when walking around people
- ü Walk in the Hallways
- ü Report concerns to an adult

Office

BE RESPECTFUL

- ü Use appropriate language
- ü Use appropriate voice level
- ü Put away electronics
- ü Follow adult directions

BE RESPONSIBLE

- ü Stay behind the counter
- ü Check in if arriving late or returning

BE SAFE

- ü Stand quietly in line
- ü Sit patiently & quietly
- ü Respect Personal space and property
- ü Report concerns to an adult

Cafeteria

BE RESPECTFUL

- ü Follow directions
- ü Be courteous by saying "please" & "thank you"
- ü Use appropriate language
- ü Use appropriate voice level

BE RESPONSIBLE

- ü Clean up after yourself
- ü Eat and drink on tiled areas only

BE SAFE

- ü Respect Personal space and property
- ü Report spills
- ü Report concerns to an adult

Restroom

BE RESPECTFUL

- ü Use appropriate voice levels
- ü Give others privacy

BE RESPONSIBLE

- ü Keep area clean
- ü Flush toilet
- ü Return promptly to class

BE SAFE

- ü Report concerns to an adult
- ü Wash hands with soap and water

Bus

BE RESPECTFUL

- ü Respect the driver/supervisor
- ü Use appropriate language
- ü Use appropriate voice level

BE RESPONSIBLE

- ü Clean up after yourself

BE SAFE

- ü Stay clear of moving buses
- ü Follow directions/rules
- ü Keep hands, feet, and objects to yourself
- ü Report concerns to an adult

Dismissal

BE RESPECTFUL

- ü Use appropriate language
- ü Use appropriate voice level
- ü Value teacher's time by scheduling after-school needs with them

BE RESPONSIBLE

- ü Arrive to after school activities on time
- ü Make sure to gather all personal belongings and materials
- ü Leave the building within 10 minutes of the closing bell

BE SAFE

- ü Respect personal space and property
- ü Walk
- ü Report concerns to an adult
- ü Stay in areas that are designated for after school activities
- ü Travel safely home



Water Bottle Drinking Fountains

- Students may use a water bottle throughout the day.
- Fountains are located near the Library & in the Counseling Dept. hallway.



Cloudbooks

One available to every student

Distribution instructions during opening days of school

Parent/Guardian Waiver Form Needed



TARDY TO
CLASS?

YOU SHALL NOT PASS!

Don't
get
caught
in the
halls
during
a tardy
sweep.

Get to
class
on
time.

Cell Phone Use

1. Before/After School
2. Between classes
3. Lunch time

*No cell phone use during class without teacher approval



Personal Hygiene is a big deal in Jr. High!

- ❖ Shower Frequently
- ❖ Use Deodorant
- ❖ See your Counselor for Hygiene Products, if needed.

YOU DON'T WANT TO BE LABELED "THE STINKY KID".



Check your Student's Class Schedule

*Check to ensure that your 7th-grade student has these **required classes** in his/her class schedule (if not, submit a Student Schedule Change Request Form-coming soon to your parent/guardian email account):*

Math Course on A-day & Math Lab on B-day

English 7

Science 7

Utah Studies

CCA A, B, or C

(No schedule change requests for teacher preference)

Bell Schedule & Lunch Assignments

- *The Bell Schedule is on the CDJH Website.*
- *Lunch Assignments will be announced in class and posted throughout the school.*
- *Sorry, class schedules will not be changed for lunch preference except in extenuating circumstances.*

It pays to
be
respectful,
responsible,
and safe.



Cub Pride

Central Davis Junior High

- Be Respectful
- Be Responsible
- Be Safe

STUDENT

STAFF MEMBER

