




Susquehanna Township School District Face Covering Protocol for Students, Staff, & Visitors

When worn properly, a face covering helps reduce the spread of the coronavirus by reducing droplet transmission between people. As a reminder, face coverings do not replace the need for proper hand hygiene.

Approved Face Coverings

"Face covering" means a covering of the nose and mouth that is secured to the head with ties, straps, or loops over the ears. A "face covering" can be made of a variety of fabrics that covers the nose and mouth.

Please follow the guidance below for applying, removing, and cleaning the three types of face coverings approved for wear by school district staff, students, and visitors. Hand hygiene should be performed before and after applying and removing a mask.

Type and Intended Use of Coverings			
	Disposable Surgical Mask	Cloth Mask	Face Shields
Approved Masks			
Mask Application <small>(i.e. putting on your mask)</small>	Hook loops snugly around ears. Ensure that mask covers nose and mouth at all times and is secured under the chin.	Secure ties to head or hook loops snugly around ears. Ensure that mask covers nose and mouth at all times and is secured under the chin.	Bending forward, hold face shield with both hands, expand the elastic with thumbs and place the elastic behind head, so that the foam rests on forehead. Ensure the shield covers the front and sides of the face and no areas are left uncovered. ***When using a face shield, a fitted face mask must also be worn when within 6 feet of others.
Mask Removal	Unhook from ears and pull away from face without touching the inside of the mask. Fold so the inner part of the mask faces inward. Dispose immediately into trash can.	Untie or unhook from ears and pull away from face without touching the inside of the mask. Fold so the inner part of the mask faces inward.	Remove and pull up and away from face without touching the front of the mask. Check for cracks in the mask and discard if cracked or damaged.
Mask Cleaning	Dispose immediately into trash can.	Wash after daily use in washing machine with other laundry OR by hand soaking in a solution of 1/3rd cup of household bleach per gallon of room temperature water. Rinse clear. Place in the dryer or hang dry.	Carefully wipe the inside, followed by the outside of the face shield with a disinfectant wipe.

General Guidance: Students, Staff and Visitors

- The District will implement universal masking for teachers, staff, students, and visitors based on the level of community transmission as indicated below:
 - High Level of Transmission: Universal indoor masking for all teachers, staff, students and visitors, regardless of vaccination status.
 - Substantial Level of Transmission: Universal indoor masking for all teachers, staff, students and visitors, regardless of vaccination status.
 - Moderate Level of Transmission: Universal indoor masking for all teachers, staff, student, and visitors is strongly recommended, regardless of vaccination status.
 - Low Level of Transmission: Universal indoor masking for all teachers, staff, student, and visitors is strongly recommended, regardless of vaccination status.
- Face covering exemptions for Students:
 - Eating or drinking;
 - Face covering break;
 - Outdoor activities where social distancing can be observed;
 - When wearing a face covering creates an unsafe condition;
 - Medical or mental condition or disability documented in accordance with a 504 Plan or IEP that precludes wearing a face covering.
- Face covering exemptions for Staff:
 - Eating or drinking;
 - Face covering break;
 - When wearing a face covering creates an unsafe condition;
 - Medical or mental condition or disability documented in accordance with ADA that precludes wearing a face covering;
 - Staff member is alone in a vehicle or private office.
- Face coverings will be required on all District transportation for students and drivers.
- Transparent face coverings provide the opportunity for more visual cues and should be considered as an alternative for younger students, students who are deaf and hard of hearing, and their teachers. Individuals who are communicating or seeking to communicate with someone who is hearing impaired or who has another disability, where the ability to see the mouth is essential to communication, may also consider use of transparent face coverings.