



Friendswood Independent School District

Skyward App for Parents and Students

Stay Connected!



What is the Skyward app? Immediate access to email notifications, student schedule, attendance, grades, assignments, and more Family Access functionality. Available on all major mobile platforms, including iOS, Android, and Windows Mobile.

See information below on how to download the app in only five steps!

1. Choose the appropriate OS to download the app to your phone or tablet.



Please keep in mind...

After installing the app, enter "zip code" (77546) or "district's name" (Friendswood ISD). Select "School Management": Family, Student and Teacher Access

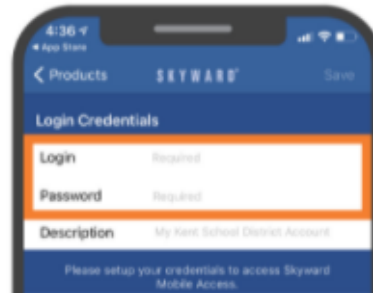
2. Enter your Skyward Login Credentials and click **Save**

If this is your first time to access skyward and/or you need to reset your password, please use the following link:

[Forgot your Login/Password?](#)

-or-

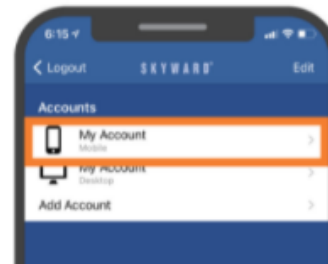
For technical support, email us at helpdesk@fisd12.net and a member of the Technology Department will assist you.



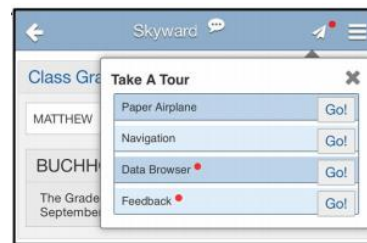
3. You will be prompted to set a **4-digit passcode** to secure your skyward mobile access account.
* You will need this each time you log in



4. Select "My Account" to continue.



5. **You are all set!** You may "Take a Tour" of the app to see all the available areas located under the full menu and become more familiar with the overall navigation within the app.



NOTE: The skyward app was designed to easily access the most frequent areas of your student's records such as attendance, schedule, and grades. For full skyward functionality you will log in directly to the Skyward Desktop Version via this link:

<https://skyward.fisd12.net/scripts/wsisa.dll/WService=wsStu/seplog01.w>