



Fully Charged for Blended Learning & Schoology

SUCCEED AT YES

Outcomes

Families will get an overview of Blended Learning & Schoology, our new Learning Management System.

Families will learn how to navigate Schoology, get connected to key campus courses, and learn the expectations for use.

Families will understand laptop care expectations and laptop responsibilities.

a breakdown of **BLENDED LEARNING**



What is Blended Learning

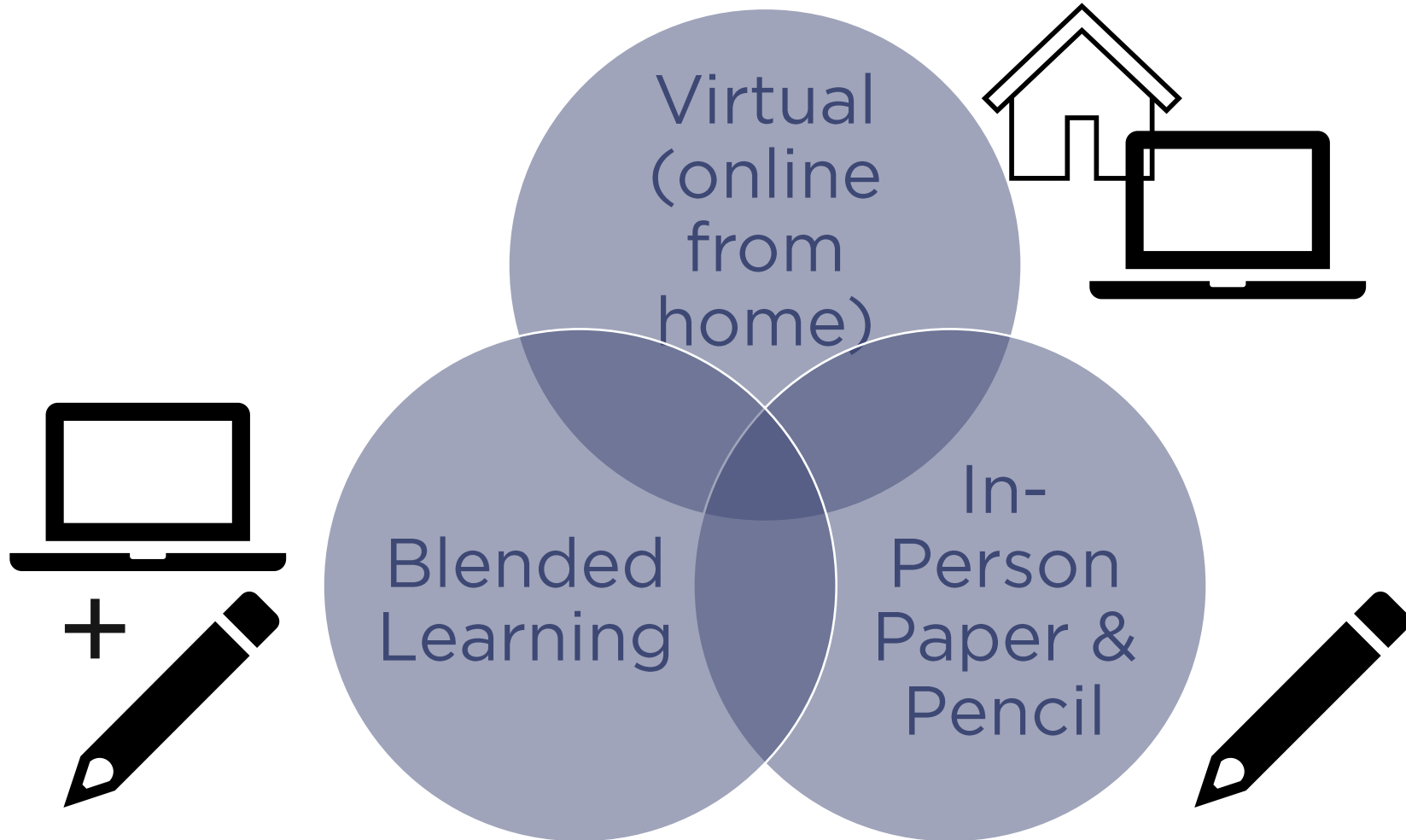
Today's classroom blends traditional methods of instruction with digital instruction for a variety of learning possibilities.

What is blended learning?

learning with a mix of laptops and paper & pencil throughout the day




What do you think are the differences between these 3 ways of learning?



Teams



Schoology



- Students don't need to use Teams unless there is a virtual meeting for a specific event.
- Teams chat no longer works for students.

SCHOOLGY

/skoo-luh-jee/



Learning Management System



participate in campus
culture activities



engage with class
assignments & resources

interact with
groups or clubs



view assignment
grades

receive class &
campus
announcement



get feedback

access campus information



communicate with staff



assignments (turn in
handouts, PPTs, Word
documents)



assessments



links (websites, files, etc.)



discussion boards

SCHOLOGY



Teachers will use Schoology in every course.



It will be our digital “home base.”



Each teacher will show you how they will use Schoology and other tech tools in their class.

So far, how does this sound
similar or different to the way we
used Teams last year?



Schoology Guided Tour

- Activity Feed
- Upcoming Feed
- Course List
- Grades Report
- Message
- Notifications
- Calendar

Inside a Course:

- Materials
- Updates

The screenshot displays the Schoology user interface. At the top is a dark blue navigation bar with the 'yesprep PUBLIC SCHOOLS' logo and links for COURSES, GROUPS, RESOURCES, and GRADES. On the right side of the bar are icons for search, calendar, email (with a notification badge), and a user profile icon (with a notification badge).

The main content area is divided into two columns. The left column, titled 'Recent Activity' with a 'Most Recent' dropdown, shows a feed of posts. The first post is from Jessie Crandall, dated Thursday, July 15, 2021, at 8:04 am, titled 'YES Prep Mid-Town Whole School (Sample Course): SY21-22 Weekly School Reminders/Updates:'. It contains a bulleted list of reminders: 8th grade won last week's attendance competition; Friday is early release; Progress Reports are a week away; and students coming to tutorials this week get double points. The second post is also from Jessie Crandall, dated Thursday, July 15, 2021, at 8:01 am, titled 'YES Prep Mid-Town Whole School (Sample Course): SY21-22 Spirit Week is Next Week! Let's dress to impress:'. It contains a bulleted list of daily themes: Monday (Millionaire Monday), Tuesday (Wacky Tacky Tuesday), Wednesday (Character Day), and Thursday (The Future is Bright Day). The third post is from Jessie Crandall, dated Thursday, July 15, 2021, at 7:57 am, titled 'English I (Sample Course): 21-22', praising students' expository essays.

The right column, titled 'Upcoming' with a 'Calendar' link, shows a list of upcoming events. It starts with 'TUESDAY, AUGUST 24, 2021' featuring 'Exit Ticket 2.1 (Author's Purpose)' at 11:59 pm. This is followed by 'MONDAY, SEPTEMBER 13, 2021' with 'Two Step Equations: Practice 1' at 11:59 pm. Then 'WEDNESDAY, SEPTEMBER 22, 2021' with 'Two Step Equation Quiz' at 11:59 pm. Next is 'MONDAY, SEPTEMBER 27, 2021' with 'Linear Inequalities: Practice' at 11:59 pm. Finally, 'TUESDAY, OCTOBER 5, 2021' with 'Quiz: STARR Aligned Apostrophes & Commas' at 11:59 pm.

Guided Tour Video: <https://screencast-o-matic.com/watch/crYbAViUgA>



Get Connected



Schoology Wide Course

Use for:

- Schoolwide announcements
- Schoolwide activities

Expectation:

Check for updates daily



Grade Level Course


Use for:

- Grade level announcements
- Grade Level activities

Expectation:

Check for updates daily

Schoology Expectations



EVERY DAY, students should:

- ☐ Check and respond to messages. (Note: You can only message Staff)
- ☐ Check your Schoology gradebook. Attend to any missing or late assignments.
- ☐ Use your Schoology calendar and Upcoming section to stay on top of your assignments.
- ☐ Check your Recent Activity feed and review all updates for each class (including School and GL classes)

Laptop Care

Students will check out this laptop all year. They will have it until the end of the school year, so it's critical that they take care of it and use it appropriately.

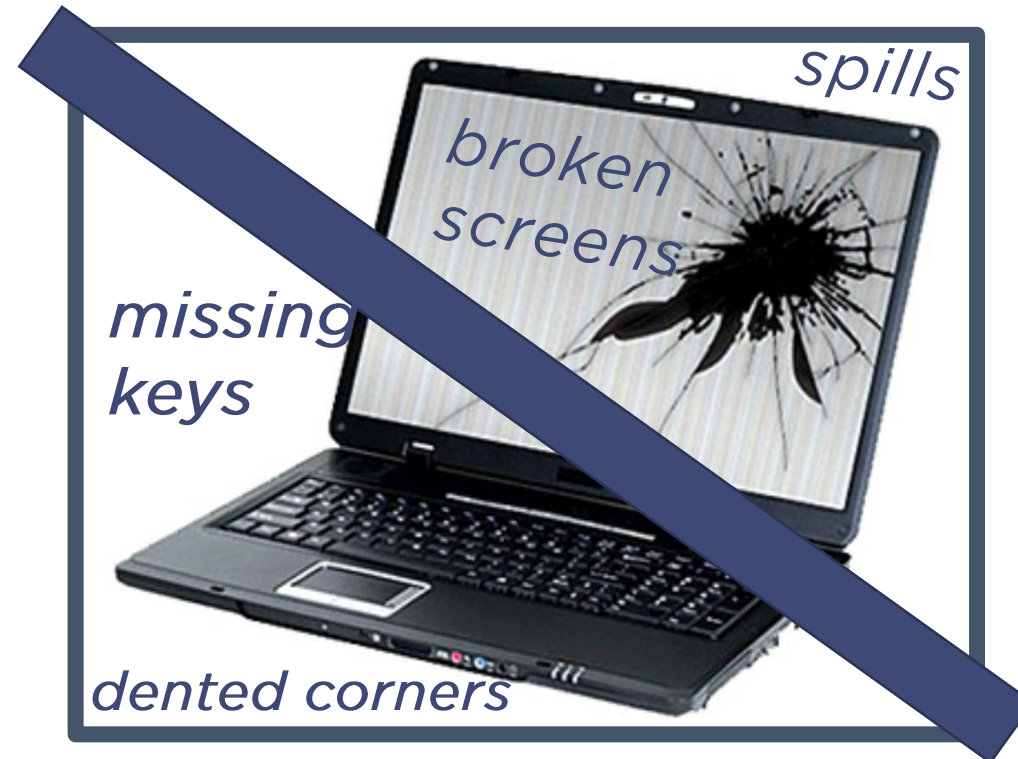


Laptop Care: Prevent Loss/Theft

- Students should keep with them at all times.
- Never leave laptop unattended. (This includes leaving it on a table in the cafeteria or in any common areas.)
- Away from school, never leave the laptop visible in a parked car.
- Go to the Dean of Students in room X or the front office immediately if laptop is lost.
- Students who carelessly lose a laptop or leave it unattended in common areas may face consequences.

Laptop Care: Prevent Breaks

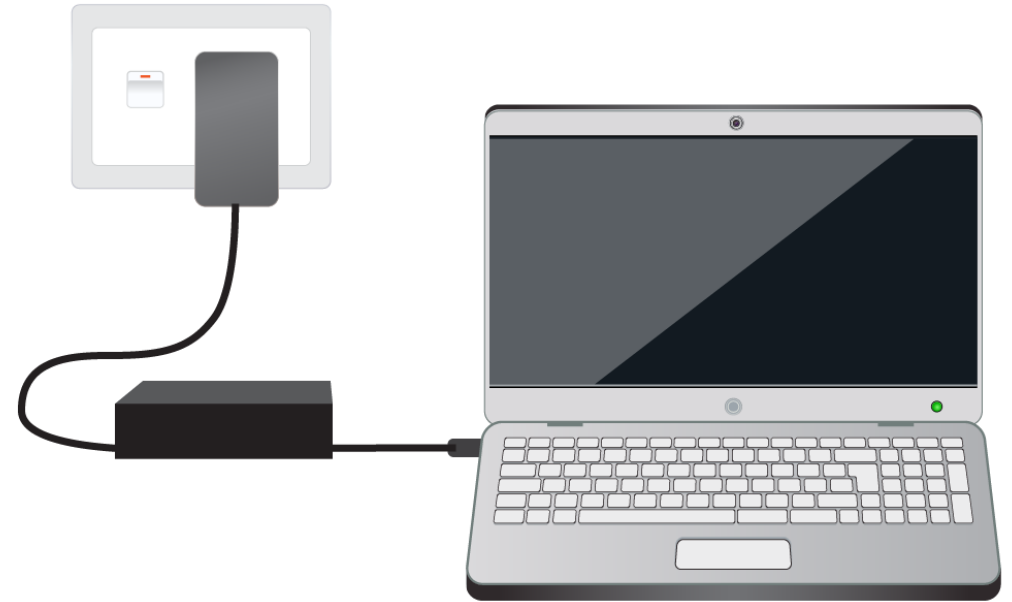
It's the student's job to prevent laptop damage. If a student's laptop breaks due to negligence, the Dean of Students may issue a consequence.



Laptop Care: Charge Each Night

Students must come to school with their laptop fully charged.

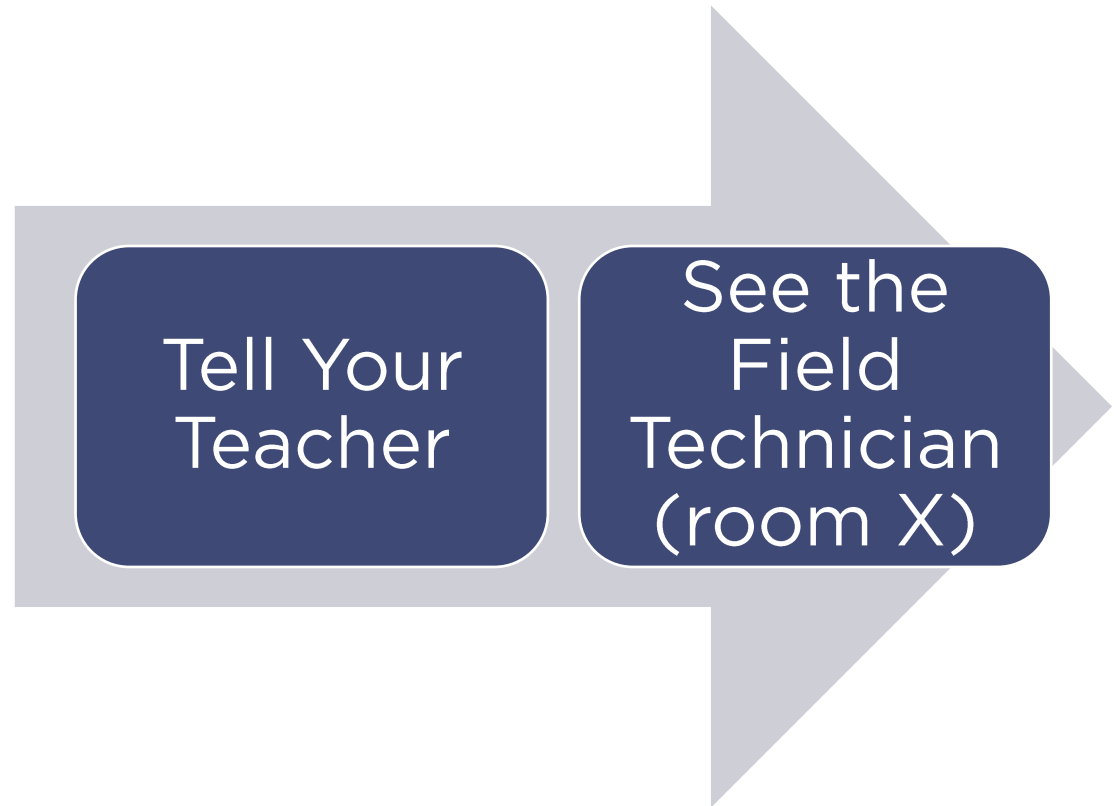
- Charge each night.
- Phone/device charging of any kind is not allowed during instructional time.








Laptop Help

Every campus is assigned a field technician. Ask your child to go to the designated location on their campus for tech help.

- If something breaks
- If their computer isn't working



Tech Ready Checklist

 <p>Before Each School Day</p>	<ul style="list-style-type: none">✓ Devices are to be charged every evening, so they are fully charged for the next school day.✓ Before school, pack your fully charged devices, charger, and headphones in your backpack.		
 <p>Tech Readiness Checklist</p>	 <p>Fully Charged Laptop or Chromebook</p>	 <p>Charger</p>	 <p>Headphones</p>

Closing

