

LCFF Budget Overview for Parents

Local Educational Agency (LEA) Name: Lake View

CDS Code: 11 62596 0139550

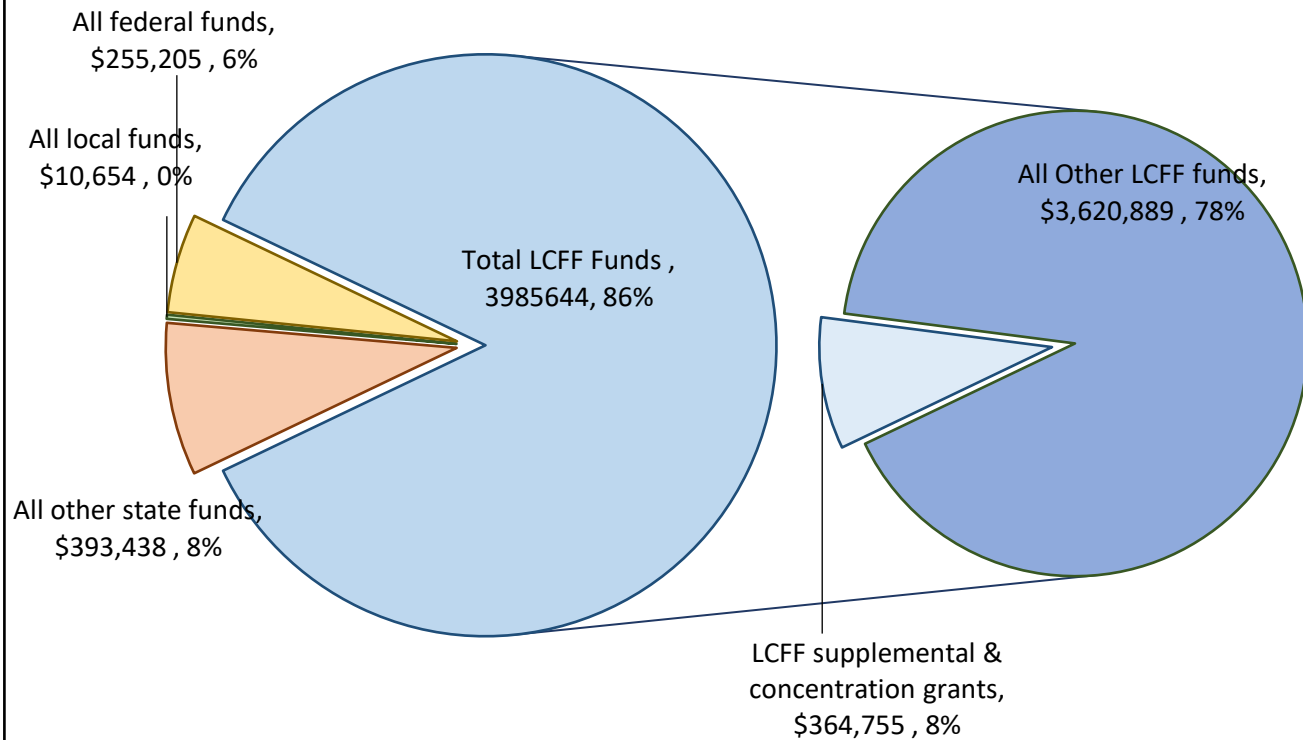
School Year: 2021 – 22

LEA contact information: Julie Haycock

School districts receive funding from different sources: state funds under the Local Control Funding Formula (LCFF), other state funds, local funds, and federal funds. LCFF funds include a base level of funding for all LEAs and extra funding - called "supplemental and concentration" grants - to LEAs based on the enrollment of high needs students (foster youth, English learners, and low-income students).

Budget Overview for the 2021 – 22 School Year

Projected Revenue by Fund Source

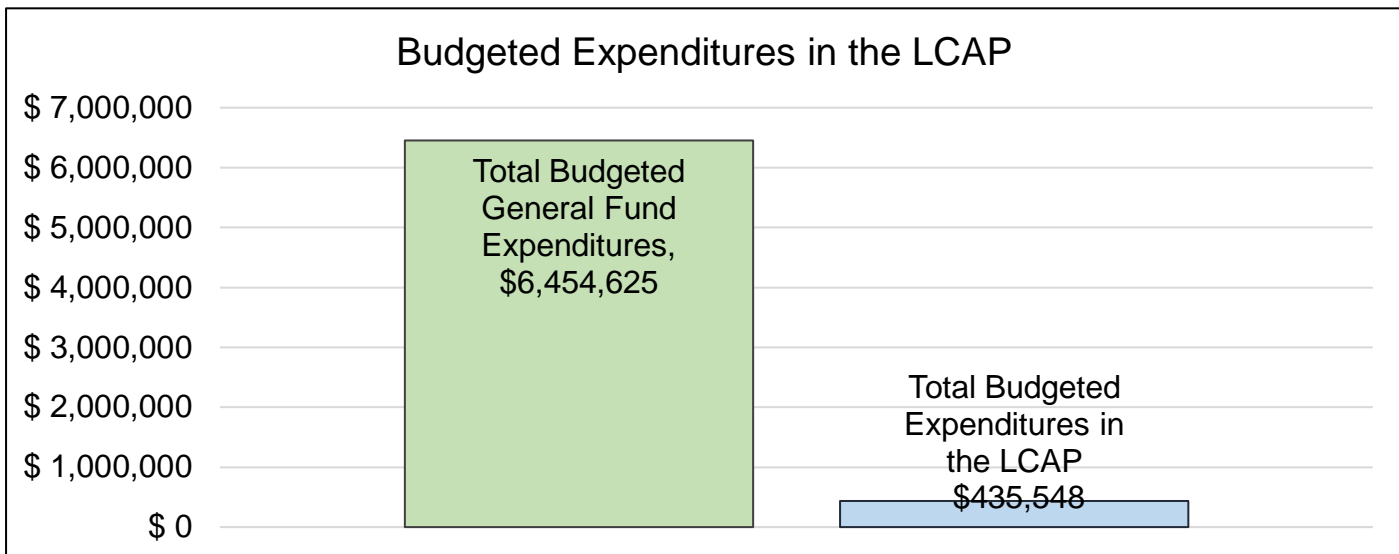


This chart shows the total general purpose revenue Lake View expects to receive in the coming year from all sources.

The total revenue projected for Lake View is \$4,644,941.00, of which \$3,985,644.00 is Local Control Funding Formula (LCFF), \$393,438.00 is other state funds, \$10,654.00 is local funds, and \$255,205.00 is federal funds. Of the \$3,985,644.00 in LCFF Funds, \$364,755.00 is generated based on the enrollment of high needs students (foster youth, English learner, and low-income students).

LCFF Budget Overview for Parents

The LCFF gives school districts more flexibility in deciding how to use state funds. In exchange, school districts must work with parents, educators, students, and the community to develop a Local Control and Accountability Plan (LCAP) that shows how they will use these funds to serve students.



This chart provides a quick summary of how much Lake View plans to spend for 2021 – 22. It shows how much of the total is tied to planned actions and services in the LCAP.

Lake View plans to spend \$6,454,625.00 for the 2021 – 22 school year. Of that amount, \$435,548.00 is tied to actions/services in the LCAP and \$6,019,077.00 is not included in the LCAP. The budgeted expenditures that are not included in the LCAP will be used for the following:

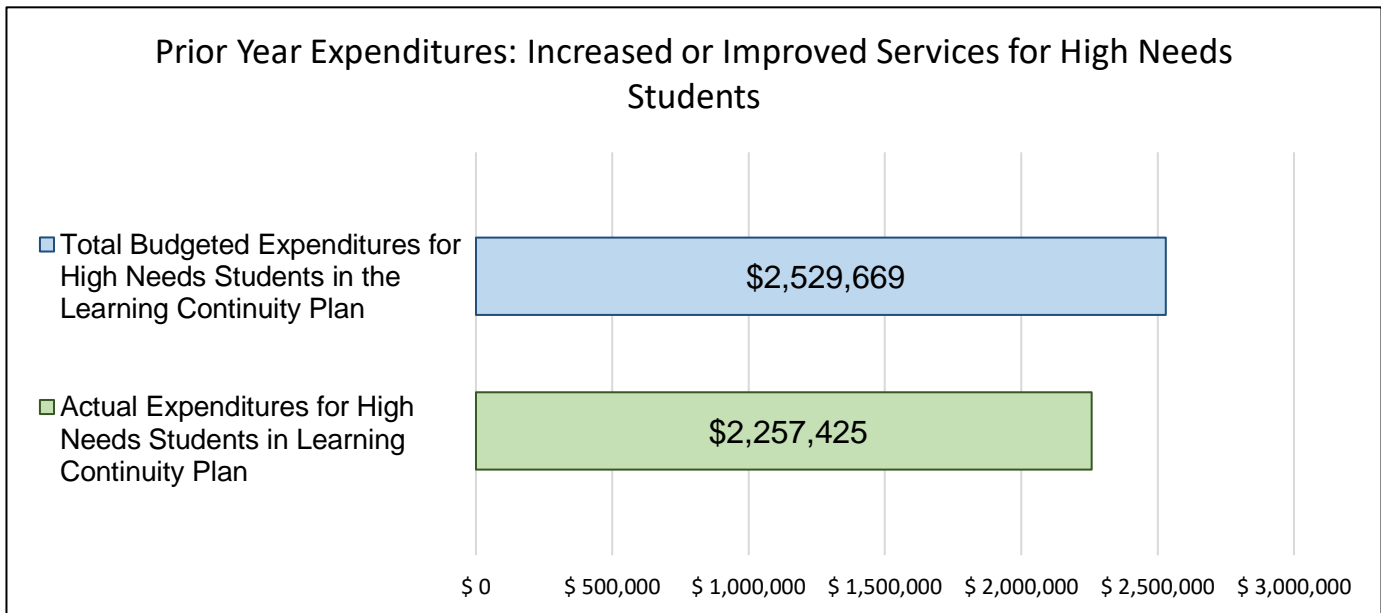
The budgeted expenditures not included in the LCAP will be used for the following: general operating and basic services; all certificated and classified salaries, operational costs such as rent, utilities, and maintenance, and student discretionary budgets for materials/supplies and enrichment classes instructional materials, textbooks, and consumables for teachers and students; all contracted services and other operational costs associated to maintaining the basic functioning of Lake View Charter School and all Federal Title programs (Title I, II, III and IV.)

Increased or Improved Services for High Needs Students in the LCAP for the 2021 – 22 School Year

In 2021 – 22, Lake View is projecting it will receive \$364,755.00 based on the enrollment of foster youth, English learner, and low-income students. Lake View must describe how it intends to increase or improve services for high needs students in the LCAP. Lake View plans to spend \$435,548.00 towards meeting this requirement, as described in the LCAP.

LCFF Budget Overview for Parents

Update on Increased or Improved Services for High Needs Students in 2020 – 21



This chart compares what Lake View budgeted last year in the Learning Continuity Plan for actions and services that contribute to increasing or improving services for high needs students with what Lake View estimates it has spent on actions and services that contribute to increasing or improving services for high needs students in the current year.

In 2020 – 21, Lake View's Learning Continuity Plan budgeted \$2,529,669.00 for planned actions to increase or improve services for high needs students. Lake View actually spent \$2,257,425.00 for actions to increase or improve services for high needs students in 2020 – 21. The difference between the budgeted and actual expenditures of \$272,244.00 had the following impact on Lake View's ability to increase or improve services for high needs students:

Due to unforeseen circumstances with the COVID-19 pandemic the total budgeted expenditures for the to increase or improve services for high need students was not all utilized. Given the state with the COVID-19 Pandemics, fortunately there was a wealth of free programs and offerings to support our unduplicated students. There was not an impact to our unduplicated students due the ability to provide free resources, virtual meetings with teachers, and the utilization of enrichment virtual opportunities to keep our students connected to support mental health.

Annual Update for Developing the 2021-22 Local Control and Accountability Plan

Annual Update for the 2019–20 Local Control and Accountability Plan Year

Local Educational Agency (LEA) Name	Contact Name and Title	Email and Phone
Lake View Charter School	Julie Haycock-Cavender Executive Director	julie.haycock@lakeviewcharter.org (916) 241-8667

The following is the local educational agency's (LEA's) analysis of its goals, measurable outcomes and actions and services from the

Goal 1

Provide high-quality teaching and learning that promotes opportunity for applying knowledge within an independent study/online curriculum structure.

State and/or Local Priorities addressed by this goal:

State Priorities: Priority 1: Basic (Conditions of Learning)

Priority 7: Course Access (Conditions of Learning)

Local Priorities: Basic Conditions

Annual Measurable Outcomes

Expected	Actual
Percent of teachers appropriately credentialed and assigned.	100% of teachers appropriately credentialed and assigned.

Expected	Actual
Percent of facilities considered safe as demonstrated in the Facilities Inventory (FIT) Report.	LVCS is an independent homeschool and does not have a facility.
Percent of student with access to CA state standards-aligned instructional materials (text and e-text) for all core subject areas.	100% of student with access to CA state standards-aligned instructional materials (text and e-text) for all core subject areas.
Percent of students who have access to a computer.	100% of students who have access to a computer.
Percent of students who have a broad course of study through vendor lobby electives and enrichment opportunities.	100% of students who have a broad course of study through vendor lobby electives and enrichment opportunities.

Actions / Services

Planned ` Action/Service	Budgeted Expenditures	Actual Expenditures
Ensure teachers are appropriate credentialed and assigned.	\$1,242,000	\$1,252,630
Staff will meet in monthly PLNs to share and discuss best practices and resources for supporting learning in a virtual environment.	\$10,099	\$11,079
Provide access to broad course of study such as VAPA courses and enrichment opportunities	\$635,550	\$638,241

Goal Analysis

A description of how funds budgeted for Actions/Services that were not implemented were used to support students, families, teachers, and staff.

All budgeted expenditures for actions and services were implemented and used to support students, families, teachers, and staff.

A description of the successes and challenges in implementing the actions/services to achieve the goal.

LVCS successfully provided high-quality teaching and learning that promoted opportunity for applying knowledge within an independent study/online curriculum structure. The school continued to offer professional development; new curriculum offerings expanded to meet

the needs of the students. With the continued evolution of online learning, the school ensured that each student had access to technology. A continued focus is to ensure that all students have internet access and the ability to utilize technology within their homes.

Goal 2

Provide appropriate tiered supports that promote and sustain positive social/emotional development as well increased academic achievement for all students.

State and/or Local Priorities addressed by this goal:

State Priorities: Priority 2: State Standards (Conditions of Learning)
Priority 4: Pupil Achievement (Pupil Outcomes)
Priority 7: Course Access (Conditions of Learning)
Local Priorities: Implementation of Academic Standards

Annual Measurable Outcomes

Expected	Actual
CAASPP participation rate will be at least 95%.	Actual measurable outcome is not available due to state assessments not being administered during 2019-20 school year. Star 360 participation rate was used as an alternative measure for this metric. 2019-20 Star participation rate was 85% for Math and 77% for ELA.
The percentage of Inspire students meeting or exceeding standards on CAASPP ELA assessments, including all subgroups.	Actual measurable outcome is not available due to state assessments not being administered during 2019-20 school year. Star 360 assessment scores were used as an alternative measure for this metric. 70% of students scored At/Above benchmark.

Expected	Actual								
The percentage of Inspire students meeting or exceeding standards on CAASPP Mathematics assessments, including all subgroups	Actual measurable outcome is not available due to state assessments not being administered during 2019-20 school year. Star 360 assessment scores were used as an alternative measure for this metric. 67% of students scored At/Above benchmark.								
10% of English Learners will increase one level of proficiency on the English Learner Progress Indicator annually	<p>Actual measurable outcome is not available due to state indicators not being reported on the 2020 California Dashboard. 2019-20 ELPAC scores are used as an alternative measure for this metric.</p> <p>Performance Level Scores</p> <table data-bbox="1066 560 1444 727"> <tr> <td>1</td> <td>0%</td> </tr> <tr> <td>2</td> <td>0%</td> </tr> <tr> <td>3</td> <td>100%</td> </tr> <tr> <td>4</td> <td>0%</td> </tr> </table>	1	0%	2	0%	3	100%	4	0%
1	0%								
2	0%								
3	100%								
4	0%								
At least 10% of EL students will reclassify	0% of EL students reclassified in the 2019-20 school year.								
100% of teachers will engage in >15 hours of curriculum training and CCSS PD during the school year.	100% of teachers will engage in >15 hours of curriculum training and CCSS PD during the school year.								
95% of all students will participate in quarterly interim benchmark assessments to show mastery of standards taught.	<p>ELA- 77%</p> <p>Math-85%</p>								

Actions / Services

Planned ` Action/Service	Budgeted Expenditures	Actual Expenditures
Administer interim benchmark assessments to identify the standards not yet mastered and prepare for state testing in ELA and Math.	\$132,468	\$133,678
Continue Multi-Tiered Systems of Supports to identify student attendance and academic/social needs, or exceptional needs and to individualize support including online virtual instruction license assignments, and enrichment tutoring services	\$47,500	\$49,320
Provide professional development to help guide and support administrators, counselors, and teachers in addressing the academic needs of ELs and their families including administering ELPAC, identifying ELs, administering language surveys, and coordinating ELD instruction	\$39,837	\$39,437
Targeted Professional Development for teachers to support students who are performing below grade level standard on the Smarter Balance Assessment or STAR360 in ELA and Mathematics	\$0	\$0

Goal Analysis

A description of how funds budgeted for Actions/Services that were not implemented were used to support students, families, teachers, and staff.

All budgeted expenditures for actions and services were implemented and used to support students, families, teachers, and staff.

A description of the successes and challenges in implementing the actions/services to achieve the goal.

LVCS provided appropriate tiered supports that promote and sustain positive social/emotional development as well as increased academic achievement for all students. The school continued to refine the MTSS Intervention support with online direct instruction and purchased new licenses for online learning. LVCS focused on an Assistant Director to build an online direct instruction for the EL population. Professional Learning Communities were formed with the monthly meetings with school leadership and teachers. LVCS continued to build a system that supports more students in direct instruction. The school recognized the importance of direct instruction and the benefits that it provides for not only within the MTSS and EL, but for the school as a whole.

Goal 3

Create systems and structures that provide multiple personalized learning paths to increase cohort graduation rate and College and Career Readiness of students to close the achievement gap.

State and/or Local Priorities addressed by this goal:

State Priorities: Priority 4: Pupil Achievement (Pupil Outcomes)
Priority 8: Other Pupil Outcomes (Pupil Outcomes)
Local Priorities:

Annual Measurable Outcomes

Expected	Actual
The number of students taking college level courses (concurrent enrollment or within community colleges)	0% students participated in taking college level courses.
Counselors and HST teachers will meet with each student and family to create personalized learning plan.	100% Counselors and HST teachers will meet with each student and family to create a personalized learning plan.
Increase the number of Career Technical Pathways.	0 CTE pathways
Increase the percentage of students scoring at Prepared and Approaching Prepared on the College Career Indicator.	CCI was not released for LVCS, our school began operating in 2019-20 school year. LVCS will receive its first California Dashboard scores in 2021.
Percent of students that pass AP examination with a score of 3 or higher.	0% of students participated in an AP examination in 2019-20.

Actions / Services

Planned ` Action/Service	Budgeted Expenditures	Actual Expenditures
Increase number of vertically aligned CTE Pathways	\$50,000	\$63,140
Support and provide professional development to administrators and teachers to ensure students demonstrate preparedness as measured by the College Career Indicator.	\$50,000	\$51,200
The school will establish an IGPS review/adjustment procedure that includes reviewing individual student grades after every grading period. Counselors and HSTs will identify, create a plan and monitor for students at risk.	\$0	\$0

Goal Analysis

A description of how funds budgeted for Actions/Services that were not implemented were used to support students, families, teachers, and staff.

All budgeted expenditures for actions and services were implemented and used to support students, families, teachers, and staff.

A description of the successes and challenges in implementing the actions/services to achieve the goal.

LVCS implemented systems and structures that provide multiple personalized learning paths to increase cohort graduation rate and College and Career Readiness of students to close the achievement gap. Professional development provided to the staff provided training and support for CTE and College/Career Readiness. The school successfully established the Individualized Graduation Plans in partnership with the teacher, family, and high school counselors. LVCS acknowledges that this goal is a continued component with a continued strategic plan for this population of students.

Goal 4

Increase student, parent, staff, and community engagement through collaboration, transparency, and communication and provide broad course of study.

State and/or Local Priorities addressed by this goal:

State Priorities: Priority 3: Parental Involvement (Engagement)
 Priority 5: Pupil Engagement (Engagement)
 Priority 6: School Climate (Engagement)
 Priority 7: Course Access (Conditions of Learning)

Local Priorities: Parent Involvement and Engagement
 School Climate Survey

Annual Measurable Outcomes

Expected	Actual
Increase number of students participating in Enrichment opportunities as measured by student enrollment.	Due to Covid restrictions Lake View Charter School suspended all Enrichment activities. New baseline will be developed in 2021-22 LCAP plan.
Increased student participation academic and leadership opportunities such as Yearbook Committee, Student Council, Meet the Masters based on student sign in.	Due to Covid restrictions Lake View Charter School could not increase student participation. New baseline will be developed in 2021-22 LCAP plan.
Increase use of school website and provide parents with updated FAQs, policies, and program descriptions as monitored by Google Analytics.	100% use of the school website and provide parents with updated FAQs, policies, and program descriptions as monitored by Google Analytics.
Maintain chronic absenteeism rate at 0%	The chronic absenteeism rate is 0%.
Maintain the rate of pupil suspension and expulsions rate.	The suspension and expulsion rate are maintained at 0%.
Increase high school cohort graduation rate	LVCS did not have a graduation cohort in 2019-20 school year.
Decrease the high school cohort dropout rate.	LVCS did not have a cohort in 2019-20 school year.
Decrease the middle school dropout rate.	Our SIS does not identify any middle school students as dropouts.
Increase parent participation rate for the school climate survey by 10%.	100% of parents participated in school climate survey

Expected	Actual
Maintain current attendance rates of 95% or higher by ensuring the timely completion of assignments.	Our attendance rate remains steady at 95% or higher for each month.

Actions / Services

Planned ` Action/Service	Budgeted Expenditures	Actual Expenditures
Implement four-year graduation rate needs assessment and root cause analysis including related professional development	\$0	\$0
Fund parent liaison position to address specific needs of unduplicated students including augmented communication with their families	\$39,837	\$39,837
Fund Foster/homeless youth liaison position to address the specific needs of foster/homeless youth including proactive monitoring of socio-emotional needs.	\$39,837	\$39,837
Implement Project Recovery for students, particularly those with an EL, FY, or SED background, who did not re-enroll with Inspire the following school year as well as those that leave during a school year to decrease the dropout rates in middle and high school.	\$150,000	\$147,640
Increase opportunities for students to participate in leadership and academic events to development confidence and leadership skills.	\$500,000	\$540,730
Maintain updated FAQs, policies, and program descriptions on school website.	\$0	\$0

Goal Analysis

A description of how funds budgeted for Actions/Services that were not implemented were used to support students, families, teachers, and staff.

All budgeted expenditures for actions and services were implemented and used to support students, families, teachers, and staff.

A description of the successes and challenges in implementing the actions/services to achieve the goal.

LVCS increased student, parent, staff, and community engagement through collaboration, transparency, and communication and provided a broad course of study. The Foster/Homeless Youth Liaison position implemented policies, procedures and supports for this population. The new position provided insight to the school to continue to build support with academic, social-emotional, and intervention for the student population. LVCS will continue to focus on this student population with additional support with a multi-year strategic plan.

Annual Update for the 2020–21 Learning Continuity and Attendance Plan

The following is the local educational agency’s (LEA’s) analysis of its 2020-21 Learning Continuity and Attendance Plan (Learning Continuity Plan).

In-Person Instructional Offerings

Actions Related to In-Person Instructional Offerings

Description	Total Budgeted Funds	Estimated Actual Expenditures	Contributing
Expenditures associated with researching and access to virtual and access to community resources, including museum, Nature program, STEM Experiences, Aerospace Museum, Virtual, Guided Learning Experiences specifically for unduplicated students who have challenges paying for the programs	\$1,500	\$0	Y
Lake View will provide instructional materials and will ensure students have access to appropriate materials in a safe environment improving student outcomes	\$42,000	\$42,000	Y

A description of any substantive differences between the planned actions and/or budgeted expenditures for in-person instruction and what was implemented and/or expended on the actions.

LVCS anticipated costs associated in relation to In-Person Instructional Offerings. The expenditure related to virtual access to community resources lended to the families signing up for their own experiences with the given instructional amounts. With the nature of virtual resources, there was an extraordinary number of opportunities for students to tailor to personalized learning virtual experiences. The need wasn't what was anticipated with the creation of the expenditure. Students though utilized the state-aligned materials more during the 20-21 School year.

Analysis of In-Person Instructional Offerings

A description of the successes and challenges in implementing in-person instruction in the 2020-21 school year.

Being a non-classroom-based charter, students primarily school at home. An adjustment was the inability to utilize the community partners for enrichment opportunities.

Distance Learning Program

Actions Related to the Distance Learning Program

Description	Total Budgeted Funds	Estimated Actual Expenditures	Contributing
MobyMax and other instructional material/resources to help EL, foster youth and low-income students to support intervention and universal learning subscriptions	\$6,756	\$6,756	Y
Technology to support EL Designees to support communication with our students legibly zia zoom. Provide modeling and scaffolding during these lessons.	\$1,800	\$1,800	Y
STAR360 diagnostic/interim assessments: Implement a variety of assessments to monitor student progress and continual assessment to provide targeted instruction and intervention	\$10,923	\$10,923	Y
Additional devices, including Chromebooks for English learners, students living in poverty, students placed in foster care, students experiencing homelessness, and those with exceptional needs. This will provide access to online curriculum, online community partners and other resources to support students in academic progress	\$42,075	\$42,075	Y
Lake View will continue to monitor local and state guidelines related to in-person offerings. Technology, access and training will be provided to support staff and students to increase and improve services.	\$12,570	\$12,570	Y
Costs to implement Community Connections program include hot spots for connectivity, web cameras/tripods for the Community Coordinators to host/produce the workshops	\$1,500	\$1,500	Y

A description of any substantive differences between the planned actions and/or budgeted expenditures for the distance learning program and what was implemented and/or expended on the actions.

The expenditures related to implementing distance learning planned to be as estimated when the LCP was drafted. Given the state of the State of California, we shifted the focus to Social Emotional Learning instead of trauma informed practices. With the COVID-19 Pandemic, fortunately there was a wealth of free programs and offerings to support our staff and parents with professional learning incorporating SEL into their day. Therefore, we didn't need to utilize the funds towards SEL. The other expenditures were what our school anticipated spending to be which were budgeted for.

Analysis of the Distance Learning Program

A description of the successes and challenges in implementing each of the following elements of the distance learning program in the 2020-21 school year, as applicable: Continuity of Instruction, Access to Devices and Connectivity, Pupil Participation and Progress, Distance Learning Professional Development, Staff Roles and Responsibilities, and Support for Pupils with Unique Needs.

Being a non-classroom based charter school, we didn't have the traditional distance learning model as a traditional public school. Challenges that our students faced were the increased need for connectivity and usage of devices with the online options in enrichment, curriculum, online learning opportunities, and synchronous learning online with our teachers. Our staff, also continuing to work from home, needed reliable internet and resources to teach remotely.

Pupil Learning Loss

Actions Related to the Pupil Learning Loss

Description	Total Budgeted Funds	Estimated Actual Expenditures	Contributing
Homeschool Teachers to provide instruction for all students, Provide school counselors to support students in targeted services with social and academic wellness: in-person/distance learning platform, provide junior high virtual academy coordinator and lead teacher, provide high school virtual academy coordinator, special education teachers, intervention specialists, Executive Director/Assistant	\$244,632	\$244,632	Y

Principals/Specialists provide instructional coaching for teachers; lead “data talks” discussions and analysis on student assessment results, monitor and supervise services for EL; and monitor student attendance and participation schoolwide, student intervention support, school psychologists, high school success coordinator * 10% of certificated salaries will be funded with LCFF Supplemental & Concentration funds (contributing column) and the remaining 90% with LCFF Base Funds			
Staff and parent training related to understanding our MTSS, and expressly what resources are provided at each tier	\$1,500	\$0	Y
Staff and parent training related to understanding our English Language Development strategies	\$1,000	\$0	Y

A description of any substantive differences between the planned actions and/or budgeted expenditures for addressing pupil learning loss and what was implemented and/or expended on the actions.

In regard to pupil learning loss, again due to the in-staff PD that were already developed, we didn’t have a need to purchase any additional training for our staff and parents. Our staff and parents did receive training understanding MTSS and ELD, but we utilized staffing, resources that were already embedded into our budget. Again, as stated above, there were additional free resources this year, unlike before, that our school was able to utilize to support these vital areas of training.

Analysis of Pupil Learning Loss

A description of the successes and challenges in addressing Pupil Learning Loss in the 2020-21 school year and an analysis of the effectiveness of the efforts to address Pupil Learning Loss to date.

As a non-classroom based independent study charter school, homeschooling students were able to continue the different modes of learning with teacher-directed, online and within the blended instructional model. Teachers communicated and met with students through digital platforms. Students chose to enroll in new direct-instruction opportunities such as HSVA and JHVA in core subjects which provided instruction at home. One challenge that the school had was the 10-15% percentage of students that participated in the benchmark diagnostic (STAR) in English language arts and mathematics. Feedback from families who took the benchmark felt they have been doing so much learning online, technology overload, COVID related life circumstances, it was another online time for their student to be on technology. With COVID there is a changed family dynamic that has made testing difficult in a student’s home. Although all students have access to technology and internet access, there are a few areas where student connectivity is still in

question, due to the location of a student's home. There was an increase in our Intervention classes during 20-21, as more students needed additional support without the in-person academic enrichment opportunities normally offered.

Analysis of Mental Health and Social and Emotional Well-Being

A description of the successes and challenges in monitoring and supporting mental health and social and emotional well-being in the 2020-21 school year.

The school completed the Care backpacks for our homeless population through collaboration with the teacher and family. A Social Emotional Website was launched along with items such as Mindset Mondays, dedicated time with counselors, online SEL supports, Community Connections events to bring students together, JHVA and HSVA also provided learning and social opportunities for students to connect. The Multicultural Diversity and Inclusion Program brought new and a continued awareness of our diverse world and student population which brought a new heightened awareness for our school and community. Results from the parent survey showed 39% of parents did not find our students mental wellbeing concerning.

Analysis of Pupil and Family Engagement and Outreach

A description of the successes and challenges in implementing pupil and family engagement and outreach in the 2020-21 school year.

Teachers continued to meet virtually with their students to provide continued student engagement with checks, office hours, scheduled live synchronous sessions, participation in diagnostic assessment and completion of assignments as documented in our student information system. Many families chose to attend our virtual community events that had series on different topics both educational and enrichment. Families also opted to join many of the parent education nights and Multicultural and Diversity Inclusion Program opportunities for additional connection. Families were able to connect with one another with thematic virtual events held by Community Connections. The JHVA had an online science fair. Our NHS held outreaches too for the students to engage with one another online. With connectivity being a challenge, our school provided technology and access to the Internet for students that needed this. We also provided online curriculum options for students that provided supplemental and full online curriculum options to enhance learning. Our interim benchmark assessment assisted in data collection, analysis, and planning for learning loss. With COVID-19, parent education workshops online provided much needed support. Our staff received a social emotional wellness PD from a keynote speaker in January. Based on our parent survey results 61% of our parents are not concerned in this period of uncertainty.

Analysis of School Nutrition

A description of the successes and challenges in providing school nutrition in the 2020-21 school year.

As a non-classroom based independent study charter school, we do not have facilities to serve meals.

Additional Actions and Plan Requirements

Additional Actions to Implement the Learning Continuity Plan

Section	Description	Total Budgeted Funds	Estimated Actual Expenditures	Contributing
N/A	N/A	N/A	N/A	N/A

A description of any substantive differences between the planned actions and budgeted expenditures for the additional plan requirements and what was implemented and expended on the actions.

N/A

Overall Analysis

An explanation of how lessons learned from implementing in-person and distance learning programs in 2020-21 have informed the development of goals and actions in the 2021–24 LCAP.

LVCS continued with the three educational models during the 20-21 School Year. With the additional synchronous instruction options for junior high, high school, English learners, and intervention classes, this placed a foundation for students. With the dynamics of student's homes with parents working while students are schooling, more students took the opportunity to participate in the courses. The school saw a gain in student engagement and test scores with the online direct instruction and has planned to continue and increase course offerings in the future. Professional Development during the 20-21 School year was more targeted, and data driven tailored to the internal benchmark diagnostics. Building community in the virtual world along with course offerings lended to be a strength during COVID. With the increase in student engagement in academic course offerings and desire for in person activities, the

school will continue to build programs to support the elementary aged students. The continued need for the support of mental health and social-emotional well-being will continue to be on the forefront for our schools and for schools for the next three year, and most probably more. Our Student Services side developed and will continue to develop more programs, offerings, opportunities to support students and staff.

An explanation of how pupil learning loss continues to be assessed and addressed in the 2021–24 LCAP, especially for pupils with unique needs.

For the 2021-24 LCAP's, as stated above, there will be a continued focus on direct instruction to address pupil learning loss for our unduplicated and students with disabilities elementary to high school students in core and enrichment subjects. Our EL students will continue to receive asynchronous English Language Development focused on grade level bans and EL levels determined by ELPAC results. Our Unduplicated students and SWD will be offered asynchronous instruction courses, as well as opportunities for intervention courses. Our staff will continue to focus on data driven practices from our benchmark assessments to deliver instructional strategies and curriculum to support students' specific learning needs. We will provide a pre and post assessment to help gauge academic progress.

A description of any substantive differences between the description of the actions or services identified as contributing towards meeting the increased or improved services requirement and the actions or services implemented to meet the increased or improved services requirement.

There were no substantive differences between the actions/services identified as contributing towards meeting the increased or improved services requirement.

Overall Analysis of the 2019-20 LCAP and the 2020-21 Learning Continuity and Attendance Plan

A description of how the analysis and reflection on student outcomes in the 2019-20 LCAP and 2020-21 Learning Continuity and Attendance Plan have informed the development of the 21-22 through 23-24 LCAP.

Student outcomes along with stakeholder feedback from the 2019-20 LCAP and 2020-21 Learning Continuity and Attendance Plan have informed the development of the 21-22 through 23-24 with a more data driven approach. Our team has utilized the Dashboard, internal benchmarks, teacher data from Learning Period Meetings, and external data analyst companies to assist in driving a focus pertaining to increasing student achievement, both individually and collectively within unduplicated student groups. As the team

reflected on data, along with stakeholder input, these components helped to guide LVCS in an approach to educate not only the academics but also the social-emotional well-being of students.

Instructions: Introduction

The Annual Update Template for the 2019-20 Local Control and Accountability Plan (LCAP) and the Annual Update for the 2020–21 Learning Continuity and Attendance Plan must be completed as part of the development of the 2021-22 LCAP. In subsequent years, the Annual Update will be completed using the LCAP template and expenditure tables adopted by the State Board of Education.

For additional questions or technical assistance related to the completion of the LCAP template, please contact the local COE, or the California Department of Education's (CDE's) Local Agency Systems Support Office by phone at 916-319-0809 or by email at lcff@cde.ca.gov.

Instructions: Annual Update for the 2019–20 Local Control and Accountability Plan Year

Annual Update

The planned goals, state and/or local priorities, expected outcomes, actions/services, and budgeted expenditures must be copied verbatim from the approved 2019-20 Local Control and Accountability Plan (LCAP). Minor typographical errors may be corrected. Duplicate the Goal, Annual Measurable Outcomes, Actions / Services and Analysis tables as needed.

Annual Measurable Outcomes

For each goal in 2019-20, identify and review the actual measurable outcomes as compared to the expected annual measurable outcomes identified in 2019-20 for the goal. If an actual measurable outcome is not available due to the impact of COVID-19 provide a brief explanation of why the actual measurable outcome is not available. If an alternative metric was used to measure progress towards the goal, specify the metric used and the actual measurable outcome for that metric.

Actions/Services

Identify the planned Actions/Services, the budgeted expenditures to implement these actions toward achieving the described goal and the actual expenditures to implement the actions/services.

Goal Analysis

Using available state and local data and input from parents, students, teachers, and other stakeholders, respond to the prompts as instructed.

- If funds budgeted for Actions/Services that were not implemented were expended on other actions and services through the end of the school year, describe how the funds were used to support students, including low-income, English learner, or foster youth students, families, teachers and staff. This description may include a description of actions/services implemented to mitigate the impact of COVID-19 that were not part of the 2019-20 LCAP.
- Describe the overall successes and challenges in implementing the actions/services. As part of the description, specify which actions/services were not implemented due to the impact of COVID-19, as applicable. To the extent practicable, LEAs are encouraged to include a description of the overall effectiveness of the actions/services to achieve the goal.

Instructions: Annual Update for the 2020–21 Learning Continuity and Attendance Plan

Annual Update

The action descriptions and budgeted expenditures must be copied verbatim from the 2020-21 Learning Continuity and Attendance Plan. Minor typographical errors may be corrected.

Actions Related to In-Person Instructional Offerings

- In the table, identify the planned actions and the budgeted expenditures to implement actions related to in-person instruction and the estimated actual expenditures to implement the actions. Add additional rows to the table as needed.
- Describe any substantive differences between the planned actions and/or budgeted expenditures for in-person instruction and what was implemented and/or expended on the actions, as applicable.

Analysis of In-Person Instructional Offerings

- Using available state and/or local data and feedback from stakeholders, including parents, students, teachers and staff, describe the successes and challenges experienced in implementing in-person instruction in the 2020-21 school year, as applicable. If in-person instruction was not provided to any students in 2020-21, please state as such.

Actions Related to the Distance Learning Program

- In the table, identify the planned actions and the budgeted expenditures to implement actions related to the distance learning program and the estimated actual expenditures to implement the actions. Add additional rows to the table as needed.
- Describe any substantive differences between the planned actions and/or budgeted expenditures for the distance learning program and what was implemented and/or expended on the actions, as applicable.

Analysis of the Distance Learning Program

- Using available state and/or local data and feedback from stakeholders, including parents, students, teachers and staff, describe the successes and challenges experienced in implementing distance learning in the 2020-21 school year in each of the following areas, as applicable:
 - Continuity of Instruction,
 - Access to Devices and Connectivity,
 - Pupil Participation and Progress,
 - Distance Learning Professional Development,
 - Staff Roles and Responsibilities, and

- Supports for Pupils with Unique Needs, including English learners, pupils with exceptional needs served across the full continuum of placements, pupils in foster care, and pupils who are experiencing homelessness

To the extent practicable, LEAs are encouraged to include an analysis of the effectiveness of the distance learning program to date. If distance learning was not provided to any students in 2020-21, please state as such.

Actions Related to Pupil Learning Loss

- In the table, identify the planned actions and the budgeted expenditures to implement actions related to addressing pupil learning loss and the estimated actual expenditures to implement the actions. Add additional rows to the table as needed.
- Describe any substantive differences between the planned actions and/or budgeted expenditures for addressing pupil learning loss and what was implemented and/or expended on the actions, as applicable.

Analysis of Pupil Learning Loss

- Using available state and/or local data and feedback from stakeholders, including parents, students, teachers and staff, describe the successes and challenges experienced in addressing Pupil Learning Loss in the 2020-21 school year, as applicable. To the extent practicable, include an analysis of the effectiveness of the efforts to address pupil learning loss, including for pupils who are English learners; low-income; foster youth; pupils with exceptional needs; and pupils who are experiencing homelessness, as applicable.

Analysis of Mental Health and Social and Emotional Well-Being

- Using available state and/or local data and feedback from stakeholders, including parents, students, teachers and staff, describe the successes and challenges experienced in monitoring and supporting Mental Health and Social and Emotional Well-Being of both pupils and staff during the 2020-21 school year, as applicable.

Analysis of Pupil and Family Engagement and Outreach

- Using available state and/or local data and feedback from stakeholders, including parents, students, teachers and staff, describe the successes and challenges related to pupil engagement and outreach during the 2020-21 school year, including implementing tiered reengagement strategies for pupils who were absent from distance learning and the efforts of the LEA in reaching out to pupils and their parents or guardians when pupils were not meeting compulsory education requirements or engaging in instruction, as applicable.

Analysis of School Nutrition

- Using available state and/or local data and feedback from stakeholders, including parents, students, teachers and staff, describe the successes and challenges experienced in providing nutritionally adequate meals for all pupils during the 2020-21 school year, whether participating in in-person instruction or distance learning, as applicable.

Analysis of Additional Actions to Implement the Learning Continuity Plan

- In the table, identify the section, the planned actions and the budgeted expenditures for the additional actions and the estimated actual expenditures to implement the actions, as applicable. Add additional rows to the table as needed.
- Describe any substantive differences between the planned actions and/or budgeted expenditures for the additional actions to implement the learning continuity plan and what was implemented and/or expended on the actions, as applicable.

Overall Analysis of the 2020-21 Learning Continuity and Attendance Plan

The Overall Analysis prompts are to be responded to only once, following an analysis of the Learning Continuity and Attendance Plan.

- Provide an explanation of how the lessons learned from implementing in-person and distance learning programs in 2020-21 have informed the development of goals and actions in the 2021–24 LCAP.
 - As part of this analysis, LEAs are encouraged to consider how their ongoing response to the COVID-19 pandemic has informed the development of goals and actions in the 2021–24 LCAP, such as health and safety considerations, distance learning, monitoring and supporting mental health and social-emotional well-being and engaging pupils and families.
- Provide an explanation of how pupil learning loss continues to be assessed and addressed in the 2021–24 LCAP, especially for pupils with unique needs (including low income students, English learners, pupils with disabilities served across the full continuum of placements, pupils in foster care, and pupils who are experiencing homelessness).
- Describe any substantive differences between the actions and/or services identified as contributing towards meeting the increased or improved services requirement, pursuant to *California Code of Regulations*, Title 5 (5 CCR) Section 15496, and the actions and/or services that the LEA implemented to meet the increased or improved services requirement. If the LEA has provided a description of substantive differences to actions and/or services identified as contributing towards meeting the increased or improved services requirement within the In-Person Instruction, Distance Learning Program, Learning Loss, or Additional Actions sections of the Annual Update the LEA is not required to include those descriptions as part of this description.

Overall Analysis of the 2019-20 LCAP and the 2020-21 Learning Continuity and Attendance Plan

The Overall Analysis prompt is to be responded to only once, following the analysis of both the 2019-20 LCAP and the 2020-21 Learning Continuity and Attendance Plan.

- Describe how the analysis and reflection related to student outcomes in the 2019-20 LCAP and 2020-21 Learning Continuity and Attendance Plan have informed the development of the 21-22 through 23-24 LCAP, as applicable.

Local Control and Accountability Plan

The instructions for completing the Local Control and Accountability Plan (LCAP) follow the template.

Local Educational Agency (LEA) Name	Contact Name and Title	Email and Phone
Lake View Charter School	Julie Haycock, Executive Director	julie.haycock@lakeviewcharter.org (916) 241-8667

Plan Summary [2021-22]

General Information

A description of the LEA, its schools, and its students.

Lake View Charter School (LVCS) opened in the fall of the 2019-20 school year. Lake View Charter School is a WASC accredited, non-classroom based public charter school authorized by Lake Elementary School District in Glenn County serving approximately 500 students in Glenn, Colusa, Butte, Lake, Mendocino, and Tehama Counties from transitional kindergarten through 12th-grade. We take great pride in being able to offer our students flexible personalized learning experiences through our many unique and dynamic programs. Our school values and supports parent choice and personalized learning for all students. LVCS Home School Teachers (HST's) are California credentialed teachers who partner with families to nurture, guide and enhance a student's educational needs. A focus of collaboration with academic achievement and the development of the whole child with personalized learning is pivotal. LVCS teachers collaborate with parents/learning coaches to create Learning Plans for students each learning period that outlines the lessons to be completed during a specified time frame. All students have access to online all access curriculum as well as curriculum to support educational standards. Internal benchmark diagnostic assessment data gathered from a computerized adaptable test, taken each fall, winter, and spring, for grades TK-12, pinpoints the proficiency level of students across a range of subjects. The benchmark diagnostic assessments are specifically designed to provide meaningful information for gauging student progress toward mastery of the skills measured by the summative assessments. This data along with learning styles are used to build the individualized learning path for each student to target specific learning objectives and standards. Regular assessment determines the level of mastery and individualizing the Learning Plan helps students progress quickly. Teachers can provide instruction and support either in person or online through web-conference platforms. This tool allows for teacher collaboration and instruction by using video, voice, text, and shared writing space. Students have twenty-four-hour access to all curricula, and learning can take place at a variety of locations according to student and family preference, including libraries and the students' residences. LVCS's tiered level of support is robust and differentiated for different learning styles. LVCS is continuously planning and adjusting programs to meet the needs of the student population served. Lake View Charter School's leadership and staff look forward to continuing their collaboration with the district in providing an option to students looking for an Independent study/homeschool program. It is our mission at Lake View Charter School to develop the individual gifts of students in Glenn County and adjacent counties to become proficient in Common Core State Standards and become critical thinkers, responsible citizens and innovative leaders prepared for academic and real-life achievement in the 21st Century. The mission will be accomplished in a personalized environment that fosters successful achievement through quality, personalized, standards-based education, which could include online coursework, offline textbook work, and unique hands-on and experiential learning experiences facilitated in partnership with students, parents, staff, and community.

Reflections: Successes

A description of successes and/or progress based on a review of the California School Dashboard (Dashboard) and local data.

At Lake View Charter, we have goals for our students that are known as Schoolwide Learner Outcomes (SLOs). SLOs are a part of our school culture: they reflect our school vision, the College and Career Readiness standards, and the education of the whole child. The Junior High Virtual Academy (JHVA) and High School Virtual Academy (HSVA) were developed this year to support students. Both programs were developed to teach live online instruction providing standards aligned courses by credentialed teachers. LVCS has also implemented an online direct instruction platform (four-to-six-week direct instruction, intervention courses for mathematics and language arts), and other programs so that all students have the critical thinking skills to be successful in college and career pathways. Lake View opened in 2019-20, the 2020 California School Dashboard would have been the first dashboard released for Lake View but due to the Senate Bill 98 which suspended the reporting of state and local indicators on the 2020 California School Dashboard we do not have any data to analyze and report in terms of state accountability measures. To monitor our students collectively we are using interim benchmark assessments to analyze and understand where our students are currently performing. Based on our interim benchmark assessments currently an average of 48% of our students are performing at standards met/exceeded for Math and an average of 73% of our students are at standards met/exceeded for ELA.

Reflections: Identified Need

A description of any areas that need significant improvement based on a review of Dashboard and local data, including any areas of low performance and significant performance gaps among student groups on Dashboard indicators, and any steps taken to address those areas.

Lake View Charter School opened in 2019-20, the 2020 California School Dashboard would have been the first dashboard released for Lake View but due to the Senate Bill 98 which suspended the reporting of state and local indicators on the 2020 California School Dashboard we do not have any data to analyze and report in terms of state accountability measures. Therefore, no areas of identified need or performance gaps are available to address.

LCAP Highlights

A brief overview of the LCAP, including any key features that should be emphasized.

Lake View Charter School takes state accountability measures very seriously and understands that there are areas we need to prioritize and create new policies or procedures to address and improve to achieve student academic success. LVCS has supported SWD's need for targeted language arts instruction by adding Reading Specialists, structured multi-sensory literacy programming as well as reading programs for specialized academic instruction. We have taken steps such as providing additional support for our unduplicated students such as professional learning for families and staff focused on instructional strategies to help students reach their academic potential. We will also implement and assess formative and interim assessments to be able to monitor our students throughout the year. With the provided data, we disaggregate the information to provide the individualized support needed for each student before the administration of the state assessments. This action plan will help students improve their overall scores on the state assessments and strengthen their academic performance. The College and Career Indicator is also an area of focus. To increase the number of students who are college and career ready, we will increase the number of course offerings in college and career indicators providing students with more opportunities to meet the requirements within this state indicator. Graduation Rate Indicator is also an area of focus for LVCS, we have created new roles and procedures to be able to monitor data

regarding student dropout rates. Our school has continued to build professional development about CCI indicators and implemented an additional planning tool on our Individualized Graduation Plan for students, parent, and teacher future planning.

Comprehensive Support and Improvement

An LEA with a school or schools eligible for comprehensive support and improvement must respond to the following prompts.

Schools Identified

A list of the schools in the LEA that are eligible for comprehensive support and improvement.

Our school has not been identified for CSI.

Support for Identified Schools

A description of how the LEA has or will support its eligible schools in developing comprehensive support and improvement plans.

Our school has not been identified for CSI.

Monitoring and Evaluating Effectiveness

A description of how the LEA will monitor and evaluate the plan to support student and school improvement.

Our school has not been identified for CSI.

Stakeholder Engagement

A summary of the stakeholder process and how the stakeholder engagement was considered before finalizing the LCAP.

Before developing the process of LCAP, our school initially conducted several meetings with different departments within our school. We began this process by gaining insight and perspective to what our teachers and staff felt our areas of focus should be within each department. We also sent our surveys to our stakeholders: community partners, staff, parents, and students to receive feedback regarding what they feel our school strategies, policies, or procedures should include for next year as actions items we can implement. The surveys we received from our stakeholders were analyzed thoroughly to gain insight on what overarching goals should be for our school and within those goals how we can create actions to meet the needs of our community. Our team presented to the School Board a series of LCAP presentations which consisted of information related to proposed goals and actions for the upcoming years to foster collaboration, transparency, and to gather input. Meetings occurred with the English Learners Advisory Committee which consists of parents of our English Learners. Presentations to Charter department staff were held to gather department feedback. A charter wide staff presentation was conducted at a monthly staff meeting. Lastly, we collaborated with our SELPA where we asked for any feedback regarding our proposed goals and actions for the coming years.

A summary of the feedback provided by specific stakeholder groups.

Describe and summarize the stakeholder feedback provided by specific stakeholders. A sufficient response to this prompt will indicate ideas, trends, or inputs that emerged from an analysis of the feedback received from stakeholders.

When analyzing the feedback, we received with various stakeholders we received an immense amount of positive feedback regarding the current set policies and procedures and what we have planned for the coming years. The feedback from our parents of English Learners Advisory Committee consisted of great positivity regarding our English Language Development courses and parents felt very supported with our current program. Some suggestions the committee felt would be beneficial for the program consisted of offering more paper based English Language Development supplemental programs rather than a complete online based program. The Committee also suggested offering more afternoon zoom courses, having access to Star 360 interim benchmark assessments in the parental portal, and having the weekly newsletter contain information regarding what teachers are working on in classes. Analyzing the feedback received from our parents through the surveys we received great suggestions which we have incorporated into our LCAP as action items and almost all our parents were extremely satisfied with the current policies and procedures of our school. The feedback received consisted of adding more parent workshops related to strengthening student achievement and resuming in person activities for students, which was suspended due to COVID restrictions. The staff feedback received from the surveys was very positive regarding how the school is working collaboratively and aligning curriculum programs with state standards. When asked which state priorities the school should focus on, much of the staff felt we should prioritize the following state priorities Basic Services (Teacher credential, instructional materials), Course Access (Student access to a broad course of study), and Parent Involvement (Efforts to seek parent input and participation). We have thoroughly gone through the feedback received from each of our stakeholders and have been actively working on how we can incorporate the recommendations received to meet the needs of our community. We thank our stakeholders for their participation in the surveys.

A description of the aspects of the LCAP that were influenced by specific stakeholder input.

Lake View Charter School believes in putting the community we serve first and addressing their individual needs as action, to be able to create an optimal learning environment for the families we serve. After receiving feedback from our stakeholders, many of their recommendations regarding our programs within each department of our school were considered when proceeding with developing our planned goals, actions, and metrics for the 2020-21 LCAP. Our English Learner population is an area we are always looking to improve and create more supportive learning for our students and parents. From the feedback we received from our English Learners Advisory Committee we are implementing actions such as professional learning for families and staff which will focus on instructional strategies and being able to collaborate with parents and help support our English Learner population to reach their academic goals. The goals and actions we specifically added from our ELAC input include:

-Goal 2, Action 2: Hire and maintain certificated staff to provide online/synchronous instruction, programs, and support for our English Learners. This will contribute to our plans to offer more creative English Language Development support options available both online and paper based.

From the feedback we received from our surveys to our parents we found there was a need for additional professional development for our families to ensure they have all the information they need about our curriculum and programs for all our students and specifically our unduplicated students. To address this area of need we have specifically implemented:

- Goal 1 Action 1: Professional Learning related to student learning needs, particularly for English learners, foster youth, students who qualify for free or reduced lunch

- Goal 1 Action 2: Professional Learning related to student learning needs, particularly for Students with Disabilities.

We also received feedback from our High school graduate students for this year through our grad survey sent out by our High School department. Analyzing the responses, we received regarding our CTE program and our college and career readiness programs led us to create Goal 3: Increase the number of students who are high school, college, career, and life ready and within the goal create the following action items:

-Goal 3 Action 2: Provide College Readiness Assessments and Preparatory Workshops

-Goal 3 Action 1: Increase number of course offerings in college and career indicators

Lastly, we met with our SELPA and received feedback in terms of prioritizing the needs of our students with special needs which led us to create the following Goal and actions:

-Goal 3 Action 3: Partnership with Earn and Learn Organization and additional secondary support programs

-Goal 3 Action 4: Individualized Graduation Plan

We hope to ensure the implementation of these actions will provide us with the growth we are expecting in the coming school years and be able to optimize our student achievement data. Overall, we are very thrilled for the new changes in the coming years and how we were able to meet with each of our stakeholders, parents, and students and be able to use the feedback we receive into action items for our schools future planning.

Goals and Actions

Goal

Goal #	Description
1	LVCS will continue to develop plans and utilize data to strengthen student achievement for all students. List priorities Priority 1: Basic (Conditions of Learning) Priority 2: State Standards (Conditions of Learning) Priority 7: Course Access (Conditions of Learning)

An explanation of why the LEA has developed this goal.

LVCS is a strong believer in data driven decision making and how we can constantly monitor student academic data to maintain or improve current set policies and procedures. We are working on using various lenses of approach to identify areas of need and focus on implementing new strategies and techniques to increase student achievement. The actions we have initiated will directly contribute to utilizing student achievement data to progress on California State dashboard indicators. We had created these actions and metrics because we saw a performance gap for certain student groups and on specific dashboard indicators and needed to close the achievement gap. Our actions provide additional support and the tools needed to help our student groups performing at a red or orange performance level reach their higher achievement level goals.

We have utilized the STAR 360 program in order to monitor the progress of our students by conducting these interim assessments throughout the year. The administration of these assessments will allow for us to collect data in relation to where our students are performing before the state assessments and be able to provide additional individualized support where needed for our students.

Measuring and Reporting Results

Metric	Baseline	Year 1 Outcome	Year 2 Outcome	Year 3 Outcome	Desired Outcome for 2023–24
100% of students will have home access to technology and the Internet.	100%				100%
Increase participation rate on Interim benchmarks assessments	ELA 94% Math 94%				ELA 96% Math 96%
% of teachers report mastery on program implementation including Data Analysis, differentiation, assessment, and technology use.	96%				100%
100% of teachers will be fully credentialed in the area of instruction or assignment.	100%				100%
% of students enrolled in Direct instruction courses offerings	0%				50%
Schoolwide Distance from standard	The 2020 CAASPP assessments were waived due to the COVID-19				-20.0

(DFS) on the Caaspp ELA	pandemic. 2021 Data will become our baseline				
Schoolwide Distance from standard (DFS) on the Caaspp MATH	The 2020 CAASPP assessments were waived due to the COVID-19 pandemic. 2021 Data will become our baseline				-50.0
% of students who have access to standard aligned instructional material	100%				100%
Maintain safe facilities as demonstrated in a local inventory report.	LVCS does not have a facility				N/A
Implementation of state standards, particularly English language development	100%				100%
% of students who score at standards Met/Exceeded on California Science Test (CAST)	The 2020 CAST assessments were waived due to the COVID-19 pandemic. 2021 Data will become our baseline				35%
% of students scoring at ready or conditionally ready on the EAP for ELA	The 2020 EAP assessments were not available due to the COVID-19 pandemic. 2021 Data will become our baseline				57%

% of students scoring at ready or conditionally ready on the EAP for Math	The 2020 EAP assessments were not available due to the COVID-19 pandemic. 2021 Data will become our baseline				35%
% of priority group students (EL, FY, those with exceptional needs) who received tier 2 support)	11.4%				25%

Actions

Action #	Title	Description	Total Funds	Contributing
1	Professional Learning related to student learning needs, particularly for English Learners, foster youth, students who qualify for free or reduced lunch	We will provide professional learning for families and staff focused on instructional strategies as well as the importance and impacts of state testing. We are aware that certain student groups such as English Learners, foster youth, and students who qualify for free or reduced lunch are in most need of academic support. For example, we will meet with families to provide learning resources and strategies. We will also meet once a month as a Professional Learning Community as an entire staff and additionally as a smaller group to focus on professional learning.	\$60,346	Y
2	Professional Learning related to student learning needs, particularly for Students with Disabilities	We will provide professional learning for families and staff focused on instructional strategies as well as the importance and impacts of state testing. We are aware that certain groups such as our Students with Disabilities are in most need of academic support. For example, we will meet with families to provide learning resources and strategies. We will also meet once a month as a Professional Learning Community as an entire staff and additionally as a smaller group to focus on professional learning.	\$104,814	Y

3	Implement and assess formative and interim assessments	<p>We will implement assessments regularly to help us determine whether and to what degree students are making progress toward expected learning outcomes. We will focus on programs for students who are not demonstrating proficiency in ELA and Math from prior CAASPP and STAR 360. This action will improve services for our unduplicated groups and students with disabilities because it will add to our current program. This action will be implemented schoolwide; however, we believe our unduplicated student groups will benefit principally because these groups are less likely to have academic support at home. These are the best use of funds because our data demonstrates that these students need additional support which, as a school we will be able to closely monitor with a data driven model to focus target instruction to mitigate a potential increase in student learning loss.</p>	\$68,932	Y
4	Increase the number of live or synchronous classes/ workshops for Elementary level grades	<p>We are creating and implementing a TK-6 academic online program with instruction from our teachers. This program will consist of online/synchronous classes and rotating workshops focusing on standards-based mathematics and language arts foundational concepts. We will target students who are working towards proficiency in ELA and Math from prior CAASPP and STAR 360 testing data. This program will increase and improve services for our unduplicated groups and is in addition to our current program offerings. It will be implemented schoolwide, however, our unduplicated student groups will benefit principally, as students in these groups are more likely to need additional academic support. These are the best use of funds because our data demonstrates that these students need additional support which can be provided by our credentialed teaching staff who can model and closely monitor student understanding.</p>	\$0	Y
5	Purchase additional technology	<p>We will provide mobile internet connectivity and technology for student use for connectivity at home. The goal is schoolwide and is important because most of our resources and curriculum are offered online. An example is to provide a standards-based online curriculum for our unduplicated students. Another example is providing hotspots to ensure that our unduplicated students can attend our live or synchronous classes for academic and social emotional well-being. Schoolwide, however, we know priority groups will benefit due to financial restraints of these students.</p>	\$20,000	Y

6	Hire and maintain certificated staff to provide online/synchronous instruction, programs, and support.	We will hire certificated staff to expand our middle school direct instruction courses for English Language Arts and Math. Additionally, we will hire and maintain certificated staff to create online/synchronous instruction support programs for students who are not demonstrating proficiency in ELA and Math from prior CAASPP and STAR 360. This action will increase and improve services for our unduplicated groups because it will add to a current program. This action will be implemented schoolwide; however, we believe our unduplicated student groups will benefit principally because these groups are less likely to have academic support at home. These are the best use of funds because our data demonstrates that these students need additional support due to school closures and the pandemic there is an increase in student learning loss which we hope to mitigate with this action.	\$40,853	Y
7	Purchase of resources to support Multi-Tiered System of Support (MTSS), Student Study Team (SST), & Section 504 access, process, and compliance	We will purchase digital and paper resources, software, and workshops to assist staff, teachers and families with student services and the processes within the department. We are aware that student services have certain documents, processes and needs associated with compliance. The purchase of these will help in streamlining the process for our schools. An example of an expenditure is for our Student Study Team and Section 504 processes, Beyond SST will promote a digital manner for making referrals, scheduling, and holding meetings, creating Intervention and 504 plans as well as tracking data. Unduplicated students will benefit from the purchase of resources as some families have requested to remain off technology, therefore the ability to purchase printed materials will accommodate and support their educational requests. This will also support child find and create a continuum of supports and services for students.	\$1,374	Y

Goal Analysis [2021-22]

An analysis of how this goal was carried out in the previous year.

A description of any substantive differences in planned actions and actual implementation of these actions.

As per CDE guidelines, the Goal Analysis section will be implemented in the 2022-23 LCAP.

An explanation of material differences between Budgeted Expenditures and Estimated Actual Expenditures.

As per CDE guidelines, the Goal Analysis section will be implemented in the 2022-23 LCAP.

An explanation of how effective the specific actions were in making progress toward the goal.

As per CDE guidelines, the Goal Analysis section will be implemented in the 2022-23 LCAP.

A description of any changes made to the planned goal, metrics, desired outcomes, or actions for the coming year that resulted from reflections on prior practice.

As per CDE guidelines, the Goal Analysis section will be implemented in the 2022-23 LCAP.

Goals and Actions

Goal

Goal #	Description
2	<p>LVCS will promote a safe, healthy, and engaged learning environment for all students.</p> <p>List Priorities</p> <p>Priority 4: Pupil Achievement (Pupil Outcomes)</p> <p>Priority 7: Course Access (Conditions of Learning)</p> <p>Priority 8: Other Pupil Outcomes (Pupil Outcomes)</p>

An explanation of why the LEA has developed this goal.

This goal was developed to ensure all students including unduplicated students (foster youth, English learners, and students who qualify for free or reduced lunch) are receiving the additional support they need. To monitor students and address any individualized area of need we will hire additional staff and set procedures to be able to provide any additional support. We will hire and maintain certificated staff to provide online/synchronous instruction, programs, and support for our English Learners. To ensure improvement on our English Learners reclassification, to improve these results we will fund support staff for unduplicated student support, which includes hiring a bilingual family liaison to support our non-English speaking populations. We hope these actions will contribute to improving our overall Goal to promote a safe, healthy, and engaged learning environment for all our student

Measuring and Reporting Results

Metric	Baseline	Year 1 Outcome	Year 2 Outcome	Year 3 Outcome	Desired Outcome for 2023–24
% of students who feel safe or connected to the school	Students: 93% Parents: 95% Teachers: 94%				Students:100% Parents: 100% Teachers: 100%
The percent student suspension rate	0%				0%
The percent student expulsion rate	0%				0%
The percent High school dropout rate	0%				0%
The percent Middle school dropout rate	0%				0%
Maintain Chronic Absenteeism Indicator at 0% for all students	0%				0%
1% increase in student attendance or maintenance of a minimum of 98% attendance rate annually	100%				100%
Increase opportunities for student participation in leadership, enrichment, and academic events i.e., NHS NJHS, Enrichment	Fall: 24 students Spring: 21 students				Fall: 100 students Spring: 100 students

% of parents who provide feedback on survey specific to our LCAP actions and goals	100%				100%
% of parents/guardians of English learners, foster youth, and students who qualify for free or reduced lunch meet with a resource specialist such as our foster youth liaison or EL coordinator at least once a year	100%				100%
The percent of English learners who reclassify	0.2%				15%
The percent of English learners who are making progress towards English proficiency on ELPI	The 2020 ELPI results not available due to the COVID-19 pandemic. 2021 Data will become our baseline				65%

Actions

Action #	Title	Description	Total Funds	Contributing
1	Fund support staff for unduplicated student support	We will fund foster/homeless youth and family liaison positions to address specific needs of unduplicated and students with disabilities including augmented communication with families to receive information and support in the appropriate language. For example, we will utilize our foster/homeless youth liaison position to partner	\$30,000	Y

		with families to assist in meeting the educational, social, and emotional needs of students. We will also hire family liaisons who also speak another language besides English, to support our non-English speaking populations.		
2	Hire and maintain certificated staff to provide online/ synchronous instruction, programs, and support for our English Learners.	To improve and increase our academic support for English learners including those with disabilities, we will refine and improve our English language development curriculum and instructional delivery. Expenditures related to this action are the hiring of additional certificated staff and programs.	\$0	Y
3	Fund School Counselor/SST Coordinator	According to our parent survey 61% of our parents who participated in the survey were concerned with their child's mental health. To support our families and provide a resource we will fund the School Counselor/SST coordinator. This position will oversee and provide social-emotional and counseling services, supports and referrals. The Coordinator will work to hold virtual SST meetings. The Counselor/SST Coordinator will offer group sessions/1:1, check in with students, lead SST meetings with a whole child perspective with Social Emotional Learning, academic, suicide risk assessment, students in crisis, dedicated time with unduplicated, collecting community-based resources for families. Although this is a schoolwide support, the position will focus on our priority group of students in need of academic intervention which includes Foster youth, low SED backgrounds, special education, and English learners. This position will provide support to students clinically and educationally. For example, counselors will address social and emotional needs of students through a variety of ways including workshops, whole group practices, small group interventions, and individualized learning activities. Another example is that our counselor will provide ongoing training and support to charter staff.	\$9,380	Y
4	Fund positions for monitoring student achievement data	Focusing on priority group students such as EL, FY, or SED background, who did not re-enroll with the following school year, as well as those that leave during the school year to decrease the dropout rates in middle and high school. This will improve and increase services with a dedicated staff member to collaborate with families, High School Counselors, and the High School Department to assist our priority groups and schoolwide students. Our priority groups will benefit from this position as they will partner with our translators to assist, if needed also.	\$0	Y

Goal Analysis [2021-22]

An analysis of how this goal was carried out in the previous year.

A description of any substantive differences in planned actions and actual implementation of these actions.

As per CDE guidelines, the Goal Analysis section will be implemented in the 2022-23 LCAP.

An explanation of material differences between Budgeted Expenditures and Estimated Actual Expenditures.

As per CDE guidelines, the Goal Analysis section will be implemented in the 2022-23 LCAP.

An explanation of how effective the specific actions were in making progress toward the goal.

As per CDE guidelines, the Goal Analysis section will be implemented in the 2022-23 LCAP.

A description of any changes made to the planned goal, metrics, desired outcomes, or actions for the coming year that resulted from reflections on prior practice.

As per CDE guidelines, the Goal Analysis section will be implemented in the 2022-23 LCAP.

Goals and Actions

Goal

Goal #	Description
3	<p>Increase the number of students who are high school, college, career, and life ready.</p> <p>List priorities:</p> <ul style="list-style-type: none"> Priority 3: Parental Involvement (Engagement) Priority 5: Pupil Engagement (Engagement) Priority 6: School Climate (Engagement)

An explanation of why the LEA has developed this goal.

This goal was developed to increase college and career readiness amongst our high school students. There is a need to increase the number of students participating and improving in college assessments. We will provide students with College Readiness Assessments and Preparatory Workshops to ensure they are supported in every way. We hope to ensure all our students in secondary education increase their performance on all college and career readiness measures with the additional support we have planned as actions for the coming school year. We are

planning to add additional AG courses to facilitate AG completion. We will collaborate with the College Board to offer onsite locations that offer PSAT, SAT and AP testing. Students have had a difficult time taking AP tests at outside institutions and this will solve that problem. We will add credentialed teacher taught CTE courses in HSVA in addition to the CTE opportunities available through eDynamic/Edmentum and at community colleges. We will offer courses through HSVA that offer more support to the struggling student to help our CAASPP scores in English, math, and science specifically. We will offer military science and leadership courses through HSVA that will help students reach the 2-year requirement for preparedness in that area. We will Contract with Earn and Learn, an organization that facilitates internship opportunities and helps students achieve the capstone course portion of the CTE pathway, making full completion more likely. Additionally, we will continue to encourage concurrent enrollment with local community colleges and seek out opportunities to partner with local colleges to offer dual enrollment to ensure we can continue to create more opportunities for our students to meet the state college and career preparedness requirements. Lastly, we will establish a contact and relationship with the Department of Rehabilitation in order to support our students with disabilities. We will also offer college and career awareness support, services, and workshops to our students with disabilities.

Measuring and Reporting Results

Metric	Baseline	Year 1 Outcome	Year 2 Outcome	Year 3 Outcome	Desired Outcome for 2023–24
The percent of students graduating with A-G requirements fulfilled	N/A				20%
The percent of students participating in a CTE pathway	0%				10%
5% increase in the number of students who score at Approaching Prepared or Prepared level on the College and Career Indicator	The 2020 CCI results were not available due to the COVID-19 pandemic. 2021 Data will become our baseline				65%
The percentage of students passing the AP examination with a score of 3 or higher	0%				72%
The percentage of high school	N/A				95%

students graduating within 4 or 5 years					
Increase CAASPP participation rate or maintain at 95% or higher	The 2020 CAASPP assessments were waived due to the COVID-19 pandemic. 2021 Data will become our baseline				ELA- 95% Math- 95%
Increase percentage of students scoring at standard met or exceeding (level 3 or 4) on CAASPP Mathematics assessments, including all subgroups	The 2020 CAASPP assessments were waived due to the COVID-19 pandemic. 2021 Data will become our baseline				75%
Increase percentage of students scoring at standard met or exceeding (level 3 or 4) on CAASPP ELA assessments, including all subgroups	The 2020 CAASPP assessments were waived due to the COVID-19 pandemic. 2021 Data will become our baseline				75%
% of students who complete both A-G and CTE pathway	0%				10%

Actions

Action #	Title	Description	Total Funds	Contributing
----------	-------	-------------	-------------	--------------

1	Increase number of course offerings in college and career indicators	<p>We will expand course offerings and analyze student data to find where a-g completion rates drop-off and expand course offerings. This action will increase and improve services for our unduplicated groups because it will add to a current program. The action will be implemented schoolwide; however, we believe our unduplicated student groups will benefit principally because these groups are less likely to have academic support at home and the offerings will support viable skills outside of schools. Our unduplicated students will have more opportunities for post-high school career opportunities. These are the best use of funds because our data demonstrates that these students need additional support due to school closures and the pandemic there is an increase in student learning loss which we hope to mitigate with this action. Expenditures associated with this action include: For example, we will add CTE course offerings to our High School Virtual Academy. We will also add more A-G course offerings for students to be able to make progress towards A-G Completion.</p>	\$41,616	Y
2	Provide College Readiness Assessments and Preparatory Workshops	<p>To improve on the CCI indicator we will increase the number of students participating on ACT, PSAT, SAT, and AP end of course exams. Although this is a schoolwide action, we will focus our resources and staff towards our unduplicated students and students with disabilities to provide them with more opportunities, workshops, and resources to prepare for college readiness.</p>	\$0	Y
3	Partnership with Earn and Learn Organization and additional secondary support programs	<p>To increase college and career readiness, we will partner with Earn and Learn, an organization that facilitates internship opportunities. This will increase and improve services for our priority groups because it will provide an additional avenue other than a university, college, or community college to gain career exploration. An example is that Earn and Learn will provide resources to support and deepen career pathways for learners including contacts to industry, tools to organize work-based learning, and a collaborative community of peers.</p> <p>We will also be working to develop a contact and relationship with the Department of Rehabilitation to support students with disabilities.</p>	\$2,934	Y
4	Individualized Graduation Plan	<p>To improve our graduation rate and performance score we have set procedures to revamp our Individualized Graduation Plan to raise awareness among our teachers so that they understand the actions</p>	\$0	Y

		<p>that make our students classified as CCI prepared. They will be asked to choose a path that culminates in each student qualifying as prepared in a way best suited to their individual needs. We are also setting up free advisory classes, submitted to the College Board for AG credit and led by the counselor. This will assist students/families in making choices that will benefit themselves and our dashboard. We have several strategies that are foundational for the training/support offered above. This offering will contribute to CCI preparedness and is more readily accessible.</p> <p>Students with disabilities will have a High School Counselor, Home School Teacher, Special Education Teacher, and parent present at their IEP to assist in developing their course of study in conjunction with their independent transition plan.</p>		
--	--	---	--	--

Goal Analysis [2021-22]

An analysis of how this goal was carried out in the previous year.

A description of any substantive differences in planned actions and actual implementation of these actions.

As per CDE guidelines, the Goal Analysis section will be implemented in the 2022-23 LCAP.

An explanation of material differences between Budgeted Expenditures and Estimated Actual Expenditures.

As per CDE guidelines, the Goal Analysis section will be implemented in the 2022-23 LCAP.

An explanation of how effective the specific actions were in making progress toward the goal.

As per CDE guidelines, the Goal Analysis section will be implemented in the 2022-23 LCAP.

A description of any changes made to the planned goal, metrics, desired outcomes, or actions for the coming year that resulted from reflections on prior practice.

As per CDE guidelines, the Goal Analysis section will be implemented in the 2022-23 LCAP.

A report of the Estimated Actual Expenditures for last year's actions may be found in the Annual Update Expenditures Table.

Increased or Improved Services for Foster Youth, English Learners, and Low-Income Students [2021-22]

Percentage to Increase or Improve Services	Increased Apportionment based on the Enrollment of Foster Youth, English Learners, and Low-Income students
10.07%	\$38,142

Required Descriptions

For each action being provided to an entire school, or across the entire school district or county office of education (COE), an explanation of (1) how the needs of foster youth, English learners, and low-income students were considered first, and (2) how these actions are effective in meeting the goals for these students.

- ✓ **Goal 1: Action 1 Professional Learning related to student learning needs**, particularly for English Learners, foster youth, students who qualify for free or reduced lunch. We will provide professional learning for families and staff focused on instructional strategies as well as the importance and impacts of state testing. We are aware that certain student groups such as English Learners, foster youth, and students who qualify for free or reduced lunch are in most need of academic support. For example, we will meet with families to provide learning resources and strategies. We will also meet once a month as a Professional Learning Community as an entire staff and additionally as a smaller group to focus on professional learning.
- ✓ **Goal 1: Action 2 Professional Learning related to student learning needs, particularly for Students with Disabilities.** We will provide professional learning for families and staff focused on instructional strategies as well as the importance and impacts of state testing. We are aware that certain groups such as our Students with Disabilities are in most need of academic support. For example, we will meet with families to provide learning resources and strategies. We will also meet once a month as a Professional Learning Community as an entire staff and additionally as a smaller group to focus on professional learning. This action aligns with Feather River's Special Education Plan element 3b.
- ✓ **Goal 1: Action 3 Implement and assess formative and interim assessments.** Our dashboard shows that schoolwide our students are 27.6 points below standard for ELA and 85.9 points below standard for Math. We will implement assessments regularly to help us determine whether and to what degree students are making progress toward expected learning outcomes. We will focus on programs for students who are not demonstrating proficiency in ELA and Math from prior CAASPP and STAR 360. This action will improve services for our unduplicated groups and students with disabilities because it will add to our current program. This action will be implemented schoolwide; however, we believe our unduplicated student groups will benefit principally because these groups are less likely to have academic support at home. These are the best use of funds because our data demonstrates that these students need additional support which, as a school we will be able to closely monitor with a data driven model to focus target instruction to mitigate a potential increase in student learning loss. This action aligns with Feather River Special Education Plan Element 3c. Expenditures associated with this action include: Purchase of assessment(s) that is aligned with California State Standards in mathematics and English Language arts to monitor the progress of students who typically need the most academic support including special education and homeless subgroups

- ✓ **Goal 1: Action 5 Purchase additional technology:** We will provide mobile internet connectivity and technology for student use for connectivity at home. The goal is schoolwide and is important because most of our resources and curriculum are offered online. An example is to provide a standards-based online curriculum for our unduplicated students. Another example is providing hotspots to ensure that our unduplicated students can attend our live or synchronous classes for academic and social emotional well-being. Schoolwide, however, we know priority groups will benefit due to financial restraints of these students.
- ✓ **Goal 1: Action 6 Hire and maintain certificated staff to provide online/synchronous instruction, programs, and support.** Our dashboard shows that schoolwide our students are 27.6 points below standard for ELA and 85.9 points below standard for Math. We will hire certificated staff to expand our middle school direct instruction courses for English Language Arts and Math. Additionally, we will hire and maintain certificated staff to create online/synchronous instruction support programs for students who are not demonstrating proficiency in ELA and Math from prior CAASPP and STAR 360. This action will increase and improve services for our unduplicated groups because it will add to a current program. This action will be implemented schoolwide; however, we believe our unduplicated student groups will benefit principally because these groups are less likely to have academic support at home. These are the best use of funds because our data demonstrates that these students need additional support due to school closures and the pandemic there is an increase in student learning loss which we hope to mitigate with this action.
- ✓ **Goal 1: Action 7 Purchase of resources to support Multi-Tiered System of Support (MTSS), Student Study Team (SST), & Section 504 access, process, and compliance.** We will purchase digital and paper resources, software, and workshops to assist staff, teachers and families with student services and the processes within the department. We are aware that student services have certain documents, processes and needs associated with compliance. The purchase of these will help in streamlining the process for our schools. An example of an expenditure is for our Student Study Team and Section 504 processes, Beyond SST will promote a digital manner for making referrals, scheduling and holding meetings, creating Intervention and 504 plans as well as tracking data. Unduplicated students will benefit from the purchase of resources as some families have requested to remain off of technology, therefore the ability to purchase printed materials will accommodate and support their educational requests. This will also support child find and create a continuum of supports and services for students.
- ✓ **Goal 2: Action 1 Fund support staff for unduplicated student support.** We will fund foster/homeless youth and family liaison positions to address specific needs of unduplicated and students with disabilities including augmented communication with families to receive information and support in the appropriate language. For example, we will utilize our foster/homeless youth liaison position to partner with families to assist in meeting the educational, social, and emotional needs of students. We will also hire family liaisons who also speak another language besides English, to support our non-English speaking populations.
- ✓ **Goal 2: Action 3 Fund School Counselor/SST Coordinator.** According to our parent survey 46% of our parents who participated in the survey were concerned with their child's mental health. To support our families and provide a resource we will fund the School Counselor/SST coordinator. This position will oversee and provide social-emotional and counseling services, supports and referrals. The Coordinator will work to hold virtual SST meetings. The Counselor/SST Coordinator will offer group sessions/1:1, check in with students, lead SST meetings with a whole child perspective with Social Emotional Learning, academic, suicide risk assessment, students in crisis, dedicated time with unduplicated, collecting community-based resources for families. Although this is a schoolwide support, the position will focus on our priority group of students in need of academic intervention which includes Foster youth, low SED backgrounds, special education, and English learners. This position will provide support to students clinically and educationally. For example, counselors will address social and emotional needs of students through a variety of ways including workshops, whole group practices, small group interventions, and individualized learning activities. Another example is that our counselor will provide ongoing training and support to charter staff.

- ✓ **Goal 3: Action 1 Increase number of course offerings in college and career indicators.** From our graduation survey results we found that 65.5% of our graduates were not aware of our CTE program. Our dashboard shows that schoolwide 32.4% of our students are prepared on the college and career indicator. We will expand course offerings and analyze student data to find where a-g completion rates drop-off and expand course offerings. This action will increase and improve services for our unduplicated groups because it will add to a current program. The action will be implemented schoolwide; however, we believe our unduplicated student groups will benefit principally because these groups are less likely to have academic support at home and the offerings will support viable skills outside of schools. Our unduplicated students will have more opportunities for post-high school career opportunities. These are the best use of funds because our data demonstrates that these students are in need of additional support due to school closures and the pandemic there is an increase in student learning loss which we hope to mitigate with this action. Expenditures associated with this action include: For example, we will add CTE course offerings to our High School Virtual Academy. We will also add more A-G course offerings for students to be able to make progress towards A-G Completion.
- ✓ **Goal 3: Action 3 Partnership with Earn and Learn Organization and additional secondary support programs.** Our Dashboard shows schoolwide that our students are 32.4% prepared in CCI. To increase college and career readiness, we will partner with Earn and Learn, an organization that facilitates internship opportunities. This will increase and improve services for our priority groups because it will provide an additional avenue other than a university, college, or community college to gain career exploration. An example is that Earn and Learn will provide resources to support and deepen career pathways for learners including contacts to industry, tools to organize work-based learning, and a collaborative community of peers. We will also be working to develop a contact and relationship with the Department of Rehabilitation to support students with disabilities.

A description of how services for foster youth, English learners, and low-income students are being increased or improved by the percentage required.

LVCS understands the importance of equity vs. equality and how our unduplicated students require the additional support in reaching their educational goals for all our created schoolwide actions in the coming years. Our school has approximately 52.4% of our students who qualify as either foster youth, English learners, or low-income, for which we receive \$378,768 known as supplemental concentration funds as pursuant to 5 CCR 15496(a)(5). To provide the additional needed support we are increasing or improving services for our unduplicated students (Foster Youth, English Learners, and Low-Income Students) by 10.07% which is approximately \$38,142. We have planned in our LCAP as action items to specifically use these additional funds for Professional Learning, additional technology, and funds for additional staff which will help support our unduplicated student group where needed. The LCAP actions were created with the feedback from our stakeholders, parents, students, and staff ensuring we can identify the area where the additional support is required. We want to pursue being able to address and close the achievement gaps amongst all our student groups while prioritizing our unduplicated students.

Instructions

[Plan Summary](#)

[Stakeholder Engagement](#)

[Goals and Actions](#)

[Increased or Improved Services for Foster Youth, English Learners, and Low-Income Students](#)

For additional questions or technical assistance related to the completion of the LCAP template, please contact the local COE, or the California Department of Education's (CDE's) Local Agency Systems Support Office by phone at 916-319-0809 or by email at lcff@cde.ca.gov.

Introduction and Instructions

The Local Control Funding Formula (LCFF) requires LEAs to engage their local stakeholders in an annual planning process to evaluate their progress within eight state priority areas encompassing all statutory metrics (COEs have ten state priorities). LEAs document the results of this planning process in the Local Control and Accountability Plan (LCAP) using the template adopted by the State Board of Education.

The LCAP development process serves three distinct, but related functions:

- **Comprehensive Strategic Planning:** The process of developing and annually updating the LCAP supports comprehensive strategic planning (California *Education Code* [EC] 52064(e)(1)). Strategic planning that is comprehensive connects budgetary decisions to teaching and learning performance data. Local educational agencies (LEAs) should continually evaluate the hard choices they make about the use of limited resources to meet student and community needs to ensure opportunities and outcomes are improved for all students.
- **Meaningful Stakeholder Engagement:** The LCAP development process should result in an LCAP that reflects decisions made through meaningful stakeholder engagement (EC 52064(e)(1)). Local stakeholders possess valuable perspectives and insights about an LEA's programs and services. Effective strategic planning will incorporate these perspectives and insights in order to identify potential goals and actions to be included in the LCAP.

- **Accountability and Compliance:** The LCAP serves an important accountability function because aspects of the LCAP template require LEAs to show that they have complied with various requirements specified in the LCFF statutes and regulations, most notably:
 - Demonstrating that LEAs are increasing or improving services for foster youth, English learners, and low-income students in proportion to the amount of additional funding those students generate under LCFF (*EC 52064(b)(4-6)*).
 - Establishing goals, supported by actions and related expenditures, that address the statutory priority areas and statutory metrics (*EC 52064(b)(1) & (2)*).
 - Annually reviewing and updating the LCAP to reflect progress toward the goals (*EC 52064(b)(7)*).

The LCAP template, like each LEA's final adopted LCAP, is a document, not a process. LEAs must use the template to memorialize the outcome of their LCAP development process, which should: (a) reflect comprehensive strategic planning (b) through meaningful engagement with stakeholders that (c) meets legal requirements, as reflected in the final adopted LCAP. The sections included within the LCAP template do not and cannot reflect the full development process, just as the LCAP template itself is not intended as a stakeholder engagement tool.

If a county superintendent of schools has jurisdiction over a single school district, the county board of education and the governing board of the school district may adopt and file for review and approval a single LCAP consistent with the requirements in *EC* sections 52060, 52062, 52066, 52068, and 52070. The LCAP must clearly articulate to which entity's budget (school district or county superintendent of schools) all budgeted and actual expenditures are aligned.

The revised LCAP template for the 2021–22, 2022–23, and 2023–24 school years reflects statutory changes made through Assembly Bill 1840 (Committee on Budget), Chapter 243, Statutes of 2018. These statutory changes enhance transparency regarding expenditures on actions included in the LCAP, including actions that contribute to meeting the requirement to increase or improve services for foster youth, English learners, and low-income students, and to streamline the information presented within the LCAP to make adopted LCAPs more accessible for stakeholders and the public.

At its most basic, the adopted LCAP should attempt to distill not just what the LEA is doing, but also allow stakeholders to understand why, and whether those strategies are leading to improved opportunities and outcomes for students. LEAs are strongly encouraged to use language and a level of detail in their adopted LCAPs intended to be meaningful and accessible for the LEA's diverse stakeholders and the broader public.

In developing and finalizing the LCAP for adoption, LEAs are encouraged to keep the following overarching frame at the forefront of the strategic planning and stakeholder engagement functions:

Given present performance across the state priorities and on indicators in the California School Dashboard, how is the LEA using its budgetary resources to respond to student and community needs, and address any performance gaps, including by meeting its obligation to increase or improve services for foster youth, English learners, and low-income students?

LEAs are encouraged to focus on a set of metrics or a set of actions that the LEA believes, based on input gathered from stakeholders, research, and experience, will have the biggest impact on behalf of its students.

These instructions address the requirements for each section of the LCAP, but may include information about effective practices when developing the LCAP and completing the LCAP itself. Additionally, information is included at the beginning of each section emphasizing the purpose that each section serves.

Plan Summary

Purpose

A well-developed Plan Summary section provides a meaningful context for the LCAP. This section provides information about an LEA's community as well as relevant information about student needs and performance. In order to provide a meaningful context for the rest of the LCAP, the content of this section should be clearly and meaningfully related to the content included in the subsequent sections of the LCAP.

Requirements and Instructions

General Information – Briefly describe the students and community. For example, information about an LEA in terms of geography, enrollment, or employment, the number and size of specific schools, recent community challenges, and other such information as an LEA wishes to include can enable a reader to more fully understand an LEA's LCAP.

Reflections: Successes – Based on a review of performance on the state indicators and local performance indicators included in the Dashboard, progress toward LCAP goals, local self-assessment tools, stakeholder input, and any other information, what progress is the LEA most proud of and how does the LEA plan to maintain or build upon that success? This may include identifying specific examples of how past increases or improvements in services for foster youth, English learners, and low-income students have led to improved performance for these students.

Reflections: Identified Need – Referring to the Dashboard, identify: (a) any state indicator for which overall performance was in the "Red" or "Orange" performance category or any local indicator where the LEA received a "Not Met" or "Not Met for Two or More Years"

rating AND (b) any state indicator for which performance for any student group was two or more performance levels below the “all student” performance. What steps is the LEA planning to take to address these areas of low performance and performance gaps? Other needs may be identified using locally collected data including data collected to inform the self-reflection tools and reporting local indicators on the Dashboard.

LCAP Highlights – Identify and briefly summarize the key features of this year’s LCAP.

Comprehensive Support and Improvement – An LEA with a school or schools identified for comprehensive support and improvement (CSI) under the Every Student Succeeds Act must respond to the following prompts:

- **Schools Identified:** Identify the schools within the LEA that have been identified for CSI.
- **Support for Identified Schools:** Describe how the LEA has or will support the identified schools in developing CSI plans that included a school-level needs assessment, evidence-based interventions, and the identification of any resource inequities to be addressed through the implementation of the CSI plan.
- **Monitoring and Evaluating Effectiveness:** Describe how the LEA will monitor and evaluate the implementation and effectiveness of the CSI plan to support student and school improvement.

Stakeholder Engagement

Purpose

Significant and purposeful engagement of parents, students, educators, and other stakeholders, including those representing the student groups identified by LCFF, is critical to the development of the LCAP and the budget process. Consistent with statute, such stakeholder engagement should support comprehensive strategic planning, accountability, and improvement across the state priorities and locally identified priorities (*EC 52064(e)(1)*). Stakeholder engagement is an ongoing, annual process.

This section is designed to reflect how stakeholder engagement influenced the decisions reflected in the adopted LCAP. The goal is to allow stakeholders that participated in the LCAP development process and the broader public understand how the LEA engaged stakeholders and the impact of that engagement. LEAs are encouraged to keep this goal in the forefront when completing this section.

Statute and regulations specify the stakeholder groups that school districts and COEs must consult when developing the LCAP: teachers, principals, administrators, other school personnel, local bargaining units of the LEA, parents, and students. Before adopting the LCAP, school districts and COEs must share it with the Parent Advisory Committee and, if applicable, to its English Learner Parent

Advisory Committee. The superintendent is required by statute to respond in writing to the comments received from these committees. School districts and COEs must also consult with the special education local plan area administrator(s) when developing the LCAP. Statute requires charter schools to consult with teachers, principals, administrators, other school personnel, parents, and students in developing the LCAP. The LCAP should also be shared with, and LEAs should request input from, schoolsite-level advisory groups, as applicable (e.g., schoolsite councils, English Learner Advisory Councils, student advisory groups, etc.), to facilitate alignment between schoolsite and district-level goals and actions.

Information and resources that support effective stakeholder engagement, define student consultation, and provide the requirements for advisory group composition, can be found under Resources on the following web page of the CDE's website:

<https://www.cde.ca.gov/re/lc/>.

Requirements and Instructions

Below is an excerpt from the 2018–19 *Guide for Annual Audits of K–12 Local Education Agencies and State Compliance Reporting*, which is provided to highlight the legal requirements for stakeholder engagement in the LCAP development process:

Local Control and Accountability Plan:

For county offices of education and school districts only, verify the LEA:

- a) Presented the local control and accountability plan to the parent advisory committee in accordance with Education Code section 52062(a)(1) or 52068(a)(1), as appropriate.
- b) If applicable, presented the local control and accountability plan to the English learner parent advisory committee, in accordance with Education Code section 52062(a)(2) or 52068(a)(2), as appropriate.
- c) Notified members of the public of the opportunity to submit comments regarding specific actions and expenditures proposed to be included in the local control and accountability plan in accordance with Education Code section 52062(a)(3) or 52068(a)(3), as appropriate.
- d) Held at least one public hearing in accordance with Education Code section 52062(b)(1) or 52068(b)(1), as appropriate.
- e) Adopted the local control and accountability plan in a public meeting in accordance with Education Code section 52062(b)(2) or 52068(b)(2), as appropriate.

Prompt 1: “A summary of the stakeholder process and how the stakeholder engagement was considered before finalizing the LCAP.”

Describe the stakeholder engagement process used by the LEA to involve stakeholders in the development of the LCAP, including, at a minimum, describing how the LEA met its obligation to consult with all statutorily required stakeholder groups as applicable to the type of LEA. A sufficient response to this prompt must include general information about the timeline of the process and meetings or other engagement strategies with stakeholders. A response may also include information about an LEA's philosophical approach to stakeholder engagement.

Prompt 2: "A summary of the feedback provided by specific stakeholder groups."

Describe and summarize the stakeholder feedback provided by specific stakeholders. A sufficient response to this prompt will indicate ideas, trends, or inputs that emerged from an analysis of the feedback received from stakeholders.

Prompt 3: "A description of the aspects of the LCAP that were influenced by specific stakeholder input."

A sufficient response to this prompt will provide stakeholders and the public clear, specific information about how the stakeholder engagement process influenced the development of the LCAP. The response must describe aspects of the LCAP that were influenced by or developed in response to the stakeholder feedback described in response to Prompt 2. This may include a description of how the LEA prioritized stakeholder requests within the context of the budgetary resources available or otherwise prioritized areas of focus within the LCAP. For the purposes of this prompt, "aspects" of an LCAP that may have been influenced by stakeholder input can include, but are not necessarily limited to:

- Inclusion of a goal or decision to pursue a Focus Goal (as described below)
- Inclusion of metrics other than the statutorily required metrics
- Determination of the desired outcome on one or more metrics
- Inclusion of performance by one or more student groups in the Measuring and Reporting Results subsection
- Inclusion of action(s) or a group of actions
- Elimination of action(s) or group of actions
- Changes to the level of proposed expenditures for one or more actions
- Inclusion of action(s) as contributing to increased or improved services for unduplicated services
- Determination of effectiveness of the specific actions to achieve the goal
- Determination of material differences in expenditures
- Determination of changes made to a goal for the ensuing LCAP year based on the annual update process
- Determination of challenges or successes in the implementation of actions

Goals and Actions

Purpose

Well-developed goals will clearly communicate to stakeholders what the LEA plans to accomplish, what the LEA plans to do in order to accomplish the goal, and how the LEA will know when it has accomplished the goal. A goal statement, associated metrics and expected outcomes, and the actions included in the goal should be in alignment. The explanation for why the LEA included a goal is an opportunity for LEAs to clearly communicate to stakeholders and the public why, among the various strengths and areas for improvement highlighted by performance data and strategies and actions that could be pursued, the LEA decided to pursue this goal, and the related metrics, expected outcomes, actions, and expenditures.

A well-developed goal can be focused on the performance relative to a metric or metrics for all students, a specific student group(s), narrowing performance gaps, or implementing programs or strategies expected to impact outcomes. LEAs should assess the performance of their student groups when developing goals and the related actions to achieve such goals.

Requirements and Instructions

LEAs should prioritize the goals, specific actions, and related expenditures included within the LCAP within one or more state priorities. LEAs should consider performance on the state and local indicators, including their locally collected and reported data for the local indicators that are included in the Dashboard in determining whether and how to prioritize its goals within the LCAP.

In order to support prioritization of goals, the LCAP template provides LEAs with the option of developing three different kinds of goals:

- **Focus Goal:** A Focus Goal is relatively more concentrated in scope and may focus on a fewer number of metrics to measure improvement. A Focus Goal statement will be time bound and make clear how the goal is to be measured.
- **Broad Goal:** A Broad Goal is relatively less concentrated in its scope and may focus on improving performance across a wide range of metrics.
- **Maintenance of Progress Goal:** A Maintenance of Progress Goal includes actions that may be ongoing without significant changes and allows an LEA to track performance on any metrics not addressed in the other goals of the LCAP.

At a minimum, the LCAP must address all LCFF priorities and associated metrics.

Focus Goal(s)

Goal Description: The description provided for a Focus Goal must be specific, measurable, and time bound. An LEA develops a Focus Goal to address areas of need that may require or benefit from a more specific and data intensive approach. The Focus Goal can explicitly reference the metric(s) by which achievement of the goal will be measured and the time frame according to which the LEA expects to achieve the goal.

Explanation of why the LEA has developed this goal: Explain why the LEA has chosen to prioritize this goal. An explanation must be based on Dashboard data or other locally collected data. LEAs must describe how the LEA identified this goal for focused attention, including relevant consultation with stakeholders. LEAs are encouraged to promote transparency and understanding around the decision to pursue a focus goal.

Broad Goal

Goal Description: Describe what the LEA plans to achieve through the actions included in the goal. The description of a broad goal will be clearly aligned with the expected measurable outcomes included for the goal. The goal description organizes the actions and expected outcomes in a cohesive and consistent manner. A goal description is specific enough to be measurable in either quantitative or qualitative terms. A broad goal is not as specific as a focus goal. While it is specific enough to be measurable, there are many different metrics for measuring progress toward the goal.

Explanation of why the LEA has developed this goal: Explain why the LEA developed this goal and how the actions and metrics grouped together will help achieve the goal.

Maintenance of Progress Goal

Goal Description: Describe how the LEA intends to maintain the progress made in the LCFF State Priorities not addressed by the other goals in the LCAP. Use this type of goal to address the state priorities and applicable metrics not addressed within the other goals in the LCAP. The state priorities and metrics to be addressed in this section are those for which the LEA, in consultation with stakeholders, has determined to maintain actions and monitor progress while focusing implementation efforts on the actions covered by other goals in the LCAP.

Explanation of why the LEA has developed this goal: Explain how the actions will sustain the progress exemplified by the related metrics.

Measuring and Reporting Results:

For each LCAP year, identify the metric(s) that the LEA will use to track progress toward the expected outcomes. LEAs are encouraged to identify metrics for specific student groups, as appropriate, including expected outcomes that would reflect narrowing of any existing performance gaps.

Include in the baseline column the most recent data associated with this metric available at the time of adoption of the LCAP for the first year of the three-year plan. LEAs may use data as reported on the 2019 Dashboard for the baseline of a metric only if that data represents the most recent available (e.g. high school graduation rate).

Using the most recent data available may involve reviewing data the LEA is preparing for submission to the California Longitudinal Pupil Achievement Data System (CALPADS) or data that the LEA has recently submitted to CALPADS. Because final 2020–2021 outcomes on some metrics may not be computable at the time the 2021–24 LCAP is adopted (e.g. graduation rate, suspension rate), the most recent data available may include a point in time calculation taken each year on the same date for comparability purposes.

The baseline data shall remain unchanged throughout the three-year LCAP.

Complete the table as follows:

- **Metric:** Indicate how progress is being measured using a metric.
- **Baseline:** Enter the baseline when completing the LCAP for 2021–22. As described above, the baseline is the most recent data associated with a metric. Indicate the school year to which the data applies, consistent with the instructions above.
- **Year 1 Outcome:** When completing the LCAP for 2022–23, enter the most recent data available. Indicate the school year to which the data applies, consistent with the instructions above.
- **Year 2 Outcome:** When completing the LCAP for 2023–24, enter the most recent data available. Indicate the school year to which the data applies, consistent with the instructions above.
- **Year 3 Outcome:** When completing the LCAP for 2024–25, enter the most recent data available. Indicate the school year to which the data applies, consistent with the instructions above. The 2024–25 LCAP will be the first year in the next three-year cycle. Completing this column will be part of the Annual Update for that year.
- **Desired Outcome for 2023-24:** When completing the first year of the LCAP, enter the desired outcome for the relevant metric the LEA expects to achieve by the end of the 2023–24 LCAP year.

Timeline for completing the “**Measuring and Reporting Results**” part of the Goal.

Metric	Baseline	Year 1 Outcome	Year 2 Outcome	Year 3 Outcome	Desired Outcome for Year 3 (2023-24)
Enter information in this box when completing the LCAP for 2021–22 .	Enter information in this box when completing the LCAP for 2021–22 .	Enter information in this box when completing the LCAP for 2022–23 . Leave blank until then.	Enter information in this box when completing the LCAP for 2023–24 . Leave blank until then.	Enter information in this box when completing the LCAP for 2024–25 . Leave blank until then.	Enter information in this box when completing the LCAP for 2021–22 .

The metrics may be quantitative or qualitative; but at minimum, an LEA’s LCAP must include goals that are measured using all of the applicable metrics for the related state priorities, in each LCAP year as applicable to the type of LEA. To the extent a state priority does not specify one or more metrics (e.g., implementation of state academic content and performance standards), the LEA must identify a metric to use within the LCAP. For these state priorities, LEAs are encouraged to use metrics based on or reported through the relevant self-reflection tool for local indicators within the Dashboard.

Actions: Enter the action number. Provide a short title for the action. This title will also appear in the expenditure tables. Provide a description of the action. Enter the total amount of expenditures associated with this action. Budgeted expenditures from specific fund sources will be provided in the summary expenditure tables. Indicate whether the action contributes to meeting the increase or improved services requirement as described in the Increased or Improved Services section using a “Y” for Yes or an “N” for No. (Note: for each such action offered on an LEA-wide or schoolwide basis, the LEA will need to provide additional information in the Increased or Improved Summary Section to address the requirements in *California Code of Regulations*, Title 5 [5 CCR] Section 15496(b) in the Increased or Improved Services Section of the LCAP).

Actions for English Learners: School districts, COEs, and charter schools that have a numerically significant English learner student subgroup must include specific actions in the LCAP related to, at a minimum, the language acquisition programs, as defined in *EC* Section 306, provided to students and professional development activities specific to English learners.

Actions for Foster Youth: School districts, COEs, and charter schools that have a numerically significant Foster Youth student subgroup are encouraged to include specific actions in the LCAP designed to meet needs specific to Foster Youth students.

Goal Analysis:

Enter the LCAP Year

Using actual annual measurable outcome data, including data from the Dashboard, analyze whether the planned actions were effective in achieving the goal. Respond to the prompts as instructed.

- Describe the overall implementation of the actions to achieve the articulated goal. Include a discussion of relevant challenges and successes experienced with the implementation process. This must include any instance where the LEA did not implement a planned action or implemented a planned action in a manner that differs substantively from how it was described in the adopted LCAP.
- Explain material differences between Budgeted Expenditures and Estimated Actual Expenditures. Minor variances in expenditures do not need to be addressed, and a dollar-for-dollar accounting is not required.
- Describe the effectiveness of the specific actions to achieve the articulated goal as measured by the LEA. In some cases, not all actions in a goal will be intended to improve performance on all of the metrics associated with the goal. When responding to this prompt, LEAs may assess the effectiveness of a single action or group of actions within the goal in the context of performance on a single metric or group of specific metrics within the goal that are applicable to the action(s). Grouping actions with metrics will allow for more robust analysis of whether the strategy the LEA is using to impact a specified set of metrics is working and increase transparency for stakeholders. LEAs are encouraged to use such an approach when goals include multiple actions and metrics that are not closely associated.
- Describe any changes made to this goal, expected outcomes, metrics, or actions to achieve this goal as a result of this analysis and analysis of the data provided in the Dashboard or other local data, as applicable.

Increased or Improved Services for Foster Youth, English Learners, and Low-Income Students

Purpose

A well-written Increased or Improved Services section provides stakeholders with a comprehensive description, within a single dedicated section, of how an LEA plans to increase or improved services for its unduplicated students as compared to all students and how LEA-wide or schoolwide actions identified for this purpose meet regulatory requirements. Descriptions provided should include sufficient detail yet be sufficiently succinct to promote a broader understanding of stakeholders to facilitate their ability to provide input. An LEA's description in this section must align with the actions included in the Goals and Actions section as contributing.

Requirements and Instructions

This section must be completed for each LCAP year.

When developing the LCAP in year 2 or year 3, copy the "Increased or Improved Services" section and enter the appropriate LCAP year. Using the copy of the section, complete the section as required for the relevant LCAP year. Retain all prior year sections for each of the three years within the LCAP.

Percentage to Increase or Improve Services: Identify the percentage by which services for unduplicated pupils must be increased or improved as compared to the services provided to all students in the LCAP year as calculated pursuant to 5 CCR Section 15496(a)(7).

Increased Apportionment based on the enrollment of Foster Youth, English Learners, and Low-Income Students: Specify the estimate of the amount of funds apportioned on the basis of the number and concentration of unduplicated pupils for the LCAP year.

Required Descriptions:

For each action being provided to an entire school, or across the entire school district or county office of education (COE), an explanation of (1) how the needs of foster youth, English learners, and low-income students were considered first, and (2) how these actions are effective in meeting the goals for these students.

For each action included in the Goals and Actions section as contributing to the increased or improved services requirement for unduplicated pupils and provided on an LEA-wide or schoolwide basis, the LEA must include an explanation consistent with 5 CCR Section 15496(b). For any such actions continued into the 2021–24 LCAP from the 2017–2020 LCAP, the LEA must determine whether

or not the action was effective as expected, and this determination must reflect evidence of outcome data or actual implementation to date.

Principally Directed and Effective: An LEA demonstrates how an action is principally directed towards and effective in meeting the LEA's goals for unduplicated students when the LEA explains how:

- It considers the needs, conditions, or circumstances of its unduplicated pupils;
- The action, or aspect(s) of the action (including, for example, its design, content, methods, or location), is based on these considerations; and
- The action is intended to help achieve an expected measurable outcome of the associated goal.

As such, the response provided in this section may rely on a needs assessment of unduplicated students.

Conclusory statements that a service will help achieve an expected outcome for the goal, without an explicit connection or further explanation as to how, are not sufficient. Further, simply stating that an LEA has a high enrollment percentage of a specific student group or groups does not meet the increase or improve services standard because enrolling students is not the same as serving students.

For example, if an LEA determines that low-income students have a significantly lower attendance rate than the attendance rate for all students, it might justify LEA-wide or schoolwide actions to address this area of need in the following way:

After assessing the needs, conditions, and circumstances of our low-income students, we learned that the attendance rate of our low-income students is 7% lower than the attendance rate for all students. (Needs, Conditions, Circumstances [Principally Directed])

In order to address this condition of our low-income students, we will develop and implement a new attendance program that is designed to address some of the major causes of absenteeism, including lack of reliable transportation and food, as well as a school climate that does not emphasize the importance of attendance. Goal N, Actions X, Y, and Z provide additional transportation and nutritional resources as well as a districtwide educational campaign on the benefits of high attendance rates. (Contributing Action(s))

These actions are being provided on an LEA-wide basis and we expect/hope that all students with less than a 100% attendance rate will benefit. However, because of the significantly lower attendance rate of low-income students, and because the actions meet needs most associated with the chronic stresses and experiences of a socio-economically disadvantaged status, we

expect that the attendance rate for our low-income students will increase significantly more than the average attendance rate of all other students. (Measurable Outcomes [Effective In])

COEs and Charter Schools: Describe how actions included as contributing to meeting the increased or improved services requirement on an LEA-wide basis are principally directed to and effective in meeting its goals for unduplicated pupils in the state and any local priorities as described above. In the case of COEs and charter schools, schoolwide and LEA-wide are considered to be synonymous.

For School Districts Only:

Actions Provided on an LEA-Wide Basis:

Unduplicated Percentage > 55%: For school districts with an unduplicated pupil percentage of 55% or more, describe how these actions are principally directed to and effective in meeting its goals for unduplicated pupils in the state and any local priorities as described above.

Unduplicated Percentage < 55%: For school districts with an unduplicated pupil percentage of less than 55%, describe how these actions are principally directed to and effective in meeting its goals for unduplicated pupils in the state and any local priorities. Also describe how the actions **are the most effective use of the funds** to meet these goals for its unduplicated pupils. Provide the basis for this determination, including any alternatives considered, supporting research, experience, or educational theory.

Actions Provided on a Schoolwide Basis:

School Districts must identify in the description those actions being funded and provided on a schoolwide basis, and include the required description supporting the use of the funds on a schoolwide basis.

For schools with 40% or more enrollment of unduplicated pupils: Describe how these actions are principally directed to and effective in meeting its goals for its unduplicated pupils in the state and any local priorities.

For school districts expending funds on a schoolwide basis at a school with less than 40% enrollment of unduplicated pupils: Describe how these actions are principally directed to and how the actions are the most effective use of the funds to meet its goals for foster youth, English learners, and low-income students in the state and any local priorities.

“A description of how services for foster youth, English learners, and low-income students are being increased or improved by the percentage required.”

Consistent with the requirements of 5 CCR Section 15496, describe how services provided for unduplicated pupils are increased or improved by at least the percentage calculated as compared to the services provided for all students in the LCAP year. To improve services means to grow services in quality and to increase services means to grow services in quantity. Services are increased or improved by those actions in the LCAP that are included in the Goals and Actions section as contributing to the increased or improved services requirement. This description must address how these action(s) are expected to result in the required proportional increase or improvement in services for unduplicated pupils as compared to the services the LEA provides to all students for the relevant LCAP year.

Expenditure Tables

Complete the Data Entry table for each action in the LCAP. The information entered into this table will automatically populate the other Expenditure Tables. All information is entered into the Data Entry table. Do not enter data into the other tables.

The following expenditure tables are required to be included in the LCAP as adopted by the local governing board or governing body:

- Table 1: Actions
- Table 2: Total Expenditures
- Table 3: Contributing Expenditures
- Table 4: Annual Update Expenditures

The Data Entry table may be included in the LCAP as adopted by the local governing board or governing body, but is not required to be included.

In the Data Entry table, provide the following information for each action in the LCAP for the relevant LCAP year:

- **Goal #:** Enter the LCAP Goal number for the action.
- **Action #:** Enter the action's number as indicated in the LCAP Goal.
- **Action Title:** Provide a title of the action.
- **Student Group(s):** Indicate the student group or groups who will be the primary beneficiary of the action by entering "All", or by entering a specific student group or groups.

- **Increased / Improved:** Type “Yes” if the action **is** included as contributing to meeting the increased or improved services; OR, type “No” if the action is **not** included as contributing to meeting the increased or improved services.
- If “Yes” is entered into the Contributing column, then complete the following columns:
 - **Scope:** The scope of an action may be LEA-wide (i.e. districtwide, countywide, or charterwide), schoolwide, or limited. An action that is LEA-wide in scope upgrades the entire educational program of the LEA. An action that is schoolwide in scope upgrades the entire educational program of a single school. An action that is limited in its scope is an action that serves only one or more unduplicated student groups.
 - **Unduplicated Student Group(s):** Regardless of scope, contributing actions serve one or more unduplicated student groups. Indicate one or more unduplicated student groups for whom services are being increased or improved as compared to what all students receive.
 - **Location:** Identify the location where the action will be provided. If the action is provided to all schools within the LEA, the LEA must indicate “All Schools”. If the action is provided to specific schools within the LEA or specific grade spans only, the LEA must enter “Specific Schools” or “Specific Grade Spans”. Identify the individual school or a subset of schools or grade spans (e.g., all high schools or grades K-5), as appropriate.
- **Time Span:** Enter “ongoing” if the action will be implemented for an indeterminate period of time. Otherwise, indicate the span of time for which the action will be implemented. For example, an LEA might enter “1 Year”, or “2 Years”, or “6 Months”.
- **Personnel Expense:** This column will be automatically calculated based on information provided in the following columns:
 - **Total Personnel:** Enter the total amount of personnel expenditures utilized to implement this action.
 - **Total Non-Personnel:** This amount will be automatically calculated.
- **LCFF Funds:** Enter the total amount of LCFF funds utilized to implement this action, if any. LCFF funds include all funds that make up an LEA’s total LCFF target (i.e. base grant, grade span adjustment, supplemental grant, concentration grant, Targeted Instructional Improvement Block Grant, and Home-To-School Transportation).
- **Other State Funds:** Enter the total amount of Other State Funds utilized to implement this action, if any.
- **Local Funds:** Enter the total amount of Local Funds utilized to implement this action, if any.

- **Federal Funds:** Enter the total amount of Federal Funds utilized to implement this action, if any.
- **Total Funds:** This amount is automatically calculated based on amounts entered in the previous four columns.

Total Expenditures Table

Totals	LCFF Funds	Other State Funds	Local Funds	Federal Funds	Total Funds	Total Personnel	Total Non-personnel
Totals	\$ 380,249	\$ -	\$ -	\$ -	380,249	\$ 257,009	\$ 93,240

Goal #	Action #	Action Title	Student Group(s)	LCFF Funds	Other State Funds	Local Funds	Federal Funds	Total Funds
1	1	English Learners, foster youth, students who qualify for free or reduced lunch	All	\$ 60,346	\$ -	\$ -	\$ -	\$ 60,346
1	2	Professional Learning related to student learning needs, particularly for Students with Disabilities	SWD'S	\$ 104,814	\$ -	\$ -	\$ -	\$ 104,814
1	3	Implement and assess formative and interim assessments	All	\$ 68,932	\$ -	\$ -	\$ -	\$ 68,932
1	4	Increase the number of live or synchronous classes/ workshops for Elementary level grades	All	\$ -	\$ -	\$ -	\$ -	\$ -
1	5	Purchase additional technology	All	\$ 20,000	\$ -	\$ -	\$ -	\$ 20,000
1	6	Hire and maintain certificated staff to provide online/synchronous instruction, programs and support.	All	\$ 40,853	\$ -	\$ -	\$ -	\$ 40,853
1	7	Student Study Team (SST), & Section 504 access, process, and compliance	All	\$ 1,374	\$ -	\$ -	\$ -	\$ 1,374
2	1	Fund support staff for unduplicated student support	All	\$ 30,000	\$ -	\$ -	\$ -	\$ 30,000
2	2	Hire and maintain certificated staff to provide online/ synchronous instruction, programs and support for our English Learners.	English Learners	\$ -	\$ -	\$ -	\$ -	\$ -
2	3	Fund School Counselor/SST Coordinator	All	\$ 9,380	\$ -	\$ -	\$ -	\$ 9,380
2	4	Fund positions for monitoring student achievement data	All	\$ -	\$ -	\$ -	\$ -	\$ -
3	1	Increase number of course offerings in college and career indicators	All	\$ 41,616	\$ -	\$ -	\$ -	\$ 41,616
3	2	Provide College Readiness Assessments and Preparatory Workshops	All	\$ -	\$ -	\$ -	\$ -	\$ -
3	3	Partnership with Earn and Learn Organization and additional secondary support programs	All	\$ 2,934	\$ -	\$ -	\$ -	\$ 2,934
3	4	Individualized Graduation Plan	All	\$ -	\$ -	\$ -	\$ -	\$ -

**Contributing
Expenditure Table**

Totals by Type	Total LCFF Funds	Total Funds
Total:	\$ 380,249	\$ 380,249
LEA-wide Total:	\$ -	\$ -
Limited Total:	\$ 104,814	\$ 104,814
Schoolwide Total:	\$ 275,435	\$ 275,435

Goal #	Action #	Action Title	Scope	Unduplicated Student Group(s)	Location	LCFF Funds	Total Funds
1	1	Professional Learning related to student learning needs, particularly for English Learners, foster youth, students who qualify for free or reduced lunch.	Schoolwide	All	All	\$ 60,346	\$ 60,346
1	2	Professional Learning related to student learning needs, particularly for Students with Disabilities	Limited	N/A	All	\$ 104,814	\$ 104,814
1	3	Implement and assess formative and interim assessments	Schoolwide	All	All	\$ 68,932	\$ 68,932
1	4	Increase the number of live or synchronous classes/ workshops for Elementary level grades	Schoolwide	All	Elementary	\$ -	\$ -
1	5	Purchase additional technology	Schoolwide	All	All	\$ 20,000	\$ 20,000
1	6	Hire and maintain certificated staff to provide online/synchronous instruction, programs and support.	Schoolwide	All	All	\$ 40,853	\$ 40,853
1	7	Purchase of resources to support Multi-Tiered System of Support (MTSS), Student Study Team (SST), & Section 504 access, process, and compliance	Schoolwide	All	All	\$ 1,374	\$ 1,374
2	1	Fund support staff for unduplicated student support	Schoolwide	All	All	\$ 30,000	\$ 30,000
2	2	Hire and maintain certificated staff to provide online/ synchronous instruction, programs and support for our English Learners.	Limited	English Learners	All	\$ -	\$ -
2	3	Fund School Counselor/SST Coordinator	Schoolwide	All	All	\$ 9,380	\$ 9,380
2	4	Fund positions for monitoring student achievement data	Schoolwide	All	All	\$ -	\$ -
3	1	Increase number of course offerings in college and career indicators	Schoolwide	All	High School	\$ 41,616	\$ 41,616
3	2	Provide College Readiness Assessments and Preparatory Workshops	Schoolwide	All	High School	\$ -	\$ -
3	3	Partnership with Earn and Learn Organization and additional secondary support programs	Schoolwide	All	High School	\$ 2,934	\$ 2,934
3	4	Individualized Graduation Plan	Schoolwide	All	High School	\$ -	\$ -

Annual Update Table Year 1

Totals:	Planned Expenditure Total	Estimated Actual Total
Totals:	\$ 380,249	\$ -

Last Year's Goal #	Last Year's Action #	Prior Action/Service Title	Contributed to Increased or Improved Services?	Last Year's Total Planned Expenditures	Total Estimated Actual Expenditures
1	1	Professional Learning related to student learning needs, particularly for English Learners, foster youth, students who qualify for free or reduced lunch	Yes	\$ 60,346	
1	2	Professional Learning related to student learning needs, particularly for Students with Disabilities	Yes	\$ 104,814	
1	3	Implement and assess formative and interim assessments	Yes	\$ 68,932	
1	4	Increase the number of live or synchronous classes/ workshops for Elementary level grades	No	\$ -	
1	5	Purchase additional technology	Yes	\$ 20,000	
1	6	Hire and maintain certificated staff to provide online/synchronous instruction, programs and support.	Yes	\$ 40,853	
1	7	Purchase of resources to support Multi-Tiered System of Support (MTSS), Student Study Team (SST), & Section 504 access, process, and compliance	Yes	\$ 1,374	
2	1	Fund support staff for unduplicated student support	Yes	\$ 30,000	
2	2	Hire and maintain certificated staff to provide online/ synchronous instruction, programs and support for our English Learners.	No	\$ -	
2	3	Fund School Counselor/SST Coordinator	Yes	\$ 9,380	
2	4	Fund positions for monitoring student achievement data	No	\$ -	
3	1	Increase number of course offerings in college and career indicators	Yes	\$ 41,616	
3	2	Provide College Readiness Assessments and Preparatory Workshops	No	\$ -	
3	3	Partnership with Earn and Learn Organization and additional secondary support programs	Yes	\$ 2,934	
3	4	Individualized Graduation Plan	No	\$ -	