

INDEPENDENT SCHOOL DISTRICT 273
School Board Regular Meeting, Monday, January 13, 2020, 7:00 PM
Room 349, Edina Community Center

AGENDA

I. Determination of Quorum and Call to Order	
II. Approve Minutes	
A. January 6, 2020 Organizational Meeting	3
III. Presentation - EL Program	6
Presenter: Randy Smasal, Uli Rodriguez	
IV. Hearings from Members of the Audience	
V. Consent	
A. Personnel Recommendations	19
B. Expenditures Payable, December, 2019	22
C. 2019-20 Final Budgets	59
D. 2020-21 Budget Adjustments	112
E. EHS Vending Machine Agreement	113
F. Purchase of Network Hardware	115
G. Board Committees, Liaisons and Reps	131
H. Secondary Course Proposals	133
I. 2020 Legislative Platform	137
J. Student Travel	
1. French Exchange Program	140
VI. Discussion	
A. Strategic Plan	141
Presenter: John Schultz	
B. Enrollment Report	150
Presenter: John Toop, Mary Manderfeld	
C. Student Travel	
Presenter: Bryan Bass	
1. High School social Studies and World Language trip to Spain	153
2. Edina High School Biology study in Guyana	154
D. Policy 601	155
Presenter: School Board	
VII. Action	
A. Budget Parameters, 2020-21	162
Presenter: John Toop	
B. ECC 2020 Renovation Recommendation	168
Presenter: John Toop	
C. Policy Updates - 528, 602, 605, 609, 623	172
Presenter: Board Policy Committee	
D. Policy 601	195
Presenter: School Board	

VIII. Information

A. Enrollment Report - January

206

IX. Announcements

A. Leadership Updates

B. Committee Reports

*Persons who wish to address the Board are requested to complete and submit an appropriate form to the Board Secretary prior to the designated hearing time. When recognized, the person shall identify him/herself and the group represented, if any. The person shall then state the reason for addressing the Board and shall be limited in time at the discretion of the Board Chair. Individual employees of the School District or representatives of employee organizations shall have utilized administrative procedures before making a request to address the Board. All comments must be in accordance with Board policies.

INDEPENDENT SCHOOL DISTRICT 273
OFFICIAL MINUTES OF THE ORGANIZATIONAL MEETING OF JANUARY 6, 2020

ORGANIZATIONAL MEETING
7:00 PM

Edina Community Center
5701 Normandale Road
Room 349

SCHOOL BOARD MEMBERS PRESENT:

ABSENT:

Ms. Erica Allenburg
Mr. Matthew Fox (*participated remotely*)
Ms. Julie Greene
Ms. Ellen Jones
Mr. Owen Michaelson
Ms. Janie Shaw
Mr. Leny Wallen-Friedman

PRESIDING OFFICER: Chair Erica Allenburg

7:00 PM – 8:17 PM

ADMINISTRATIVE STAFF PRESENT:

Dr. John W. Schultz, Superintendent
John Toop, Director of Business Services
Mary Woitte, Communications Coordinator

CERTIFIED CORRECT:

CERTIFIED CORRECT:

Ms. Erica Allenburg, Chair

Ms. Ellen Jones, Clerk

(Official Publication)
MINUTES OF THE ORGANIZATIONAL MEETING OF THE SCHOOL BOARD
DISTRICT 273 EDINA, MINNESOTA
JANUARY 6, 2020

7:00 PM Chair Wallen-Friedman called to order the organizational meeting of the School Board. Members present: Allenburg, Fox (participated remotely), Greene, Jones, Michaelson, Shaw, Wallen-Friedman. Staff present: Schultz, Toop, Woitte.

ELECTION OF BOARD CHAIR

ELECTION OF BOARD OFFICERS

APPROVAL OF MINUTES BY UNANIMOUS ROLL CALL VOTE

CONSENT ITEMS APPROVED BY UNANIMOUS ROLL CALL VOTE

- A. Acceptance and Oath of Office Statements of Newly & Re-Elected Board Members
- B. Reaffirmation of Policies
- C. School Board Compensation
- D. Appointments
 - 1. District Architect
 - 2. District Auditors
 - 3. District Legal Counsel
- E. Authorization of Credit Cards
- F. Delegations of Authority
 - 1. Electronic Fund Transfers
 - 2. Pay Claims Prior to Board Approval
- G. Designations
- H. Depositories
 - 1. Official Newspaper
 - 2. Responsible Authority and Data Practices Compliance Officials
 - 3. Signatories to General Checking accounts for 2019

DISCUSSION

- A. 2019-20 Final Budgets
- B. 2020 Board Committee Appointments, Liaisons & Reps
- C. Policy 601

The meeting adjourned at 8:17 PM. The minutes and resolutions are open to public inspection on the district website, and on file at the district office, 5701 Normandale Road.

Ms. Erica Allenburg, Chair

Ms. Ellen Jones, Clerk

OFFICIAL MINUTES OF SCHOOL BOARD'S
JANUARY 6, 2020 ORGANIZATIONAL MEETING

7:00 PM Chair Wallen-Friedman called to order the organizational meeting of the School Board. Members present: Allenburg, Fox (participated remotely), Greene, Jones, Michaelson, Shaw, Wallen-Friedman. Staff present: Schultz, Toop, Woitte.

ELECTION OF BOARD CHAIR BY UNANIMOUS ROLL CALL VOTE

Member Shaw nominated Erica Allenburg as Board Chair. All members voted Aye by roll call vote.

ELECTION OF BOARD OFFICERS BY UNANIMOUS ROLL CALL VOTE

Member Greene nominated Leny Wallen-Friedman as Vice Chair. All members voted Aye by roll call vote. Member Shaw nominated Ellen Jones as Board Clerk. All members voted Aye by roll call vote. Member Michaelson nominated Matt Fox as Treasurer. All members voted Aye by roll call vote. Member Wallen-Friedman nominated Owen Michaelson as Assistant Treasurer. All members voted Aye by roll call vote. Member Wallen-Friedman nominated Julie Greene and Janie Shaw as Assistant Clerks. All members voted Aye by roll call vote.

APPROVAL OF MINUTES BY UNANIMOUS ROLL CALL VOTE

Member Wallen-Friedman moved and Member Shaw seconded to approve the minutes of the December 16, 2019 Special and Regular Meetings. Member Jones requested specific language changes to the December 16, 2019 Regular minutes. All members voted Aye by roll call vote to approve the minutes as modified.

DISCUSSION

2019-20 Final Budgets: Director Toop presented an overview of the 2019-20 Final Budgets.

2020 Board Committee Appointments, Liaisons and Reps: The Board made slight modifications to the draft appointments.

Policy 601

The board discussed whether to reinstate the previous version of policy 601. Due to concerns about the practicality of implementation, the Board also discussed placing the administration's implementation of Section V.K. on hold, reinstating Policy 601 as it was prior to November 18, 2019, and directing administration to convene a work group to review Policy 601 for future Board consideration.

At 8:17 PM, there being no objection, Chair Allenburg adjourned the meeting.



Board Meeting Date: 1/13/2020

TITLE: ML Program Update

TYPE: Discussion

PRESENTER(S): Dr. Randy Smasal, Director of Teaching and Learning, Uli Rodriguez, ML Program Coordinator

BACKGROUND: This report will provide an overview of ML programming in Edina Public Schools. Included in this report are definitions commonly used in the schools, a summary of ML enrollment trends, critical elements of English Learner program compliance and an articulation of some future needs.

RECOMMENDATION: No decision is needed at this time. Future financial needs will be articulated as part of the overall budgeting process to be presented to the school board in February.

PRIMARY ISSUE(S) TO CONSIDER: Consider how our current ML programming has provided success for many ML learners and how future needs will need to be addressed.

ATTACHMENTS:

1. Report (next page)

Overview (outline)

- Background Information
- Useful Terminology
- Critical Elements of ESSA
- EPS Multilingual Learners Overview
- Challenges
- Proposals

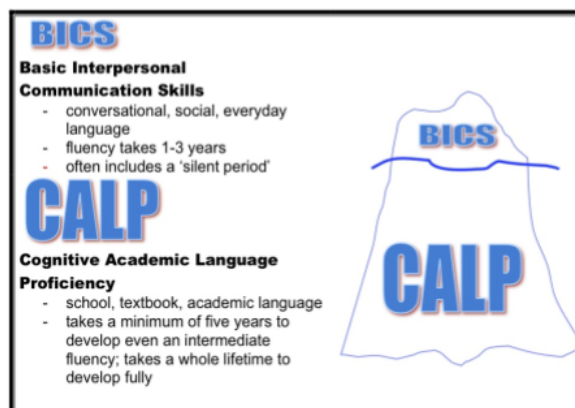
Background Information

EPS Multilingual English Learners

How long does it take to learn English?

- ★ While ELLs may acquire social language within 3-5 years, it may take up to **seven years** for an ELL to achieve academic proficiency in English.
- ★ The most significant variable in how long it takes to learn English is the amount of **formal schooling** students have received in their **first language**.

Collier, V.P., & Thomas, W.P. (1989).



Examples of academic English:

Math: Describe, classify, and draw quadrilaterals, including squares, rectangles, trapezoids, rhombuses, and parallelograms.

Science: Explain the water cycle process: evaporation, condensation, and precipitation.

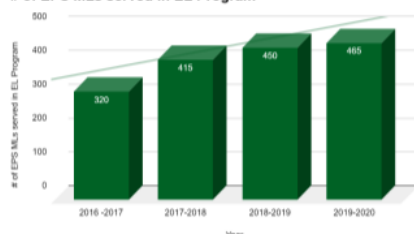
Edina Public Schools

EPS Multilingual English Learners (MLs)

MN Fastest Growing Population



of EPS MLs served in EL Program



- ELs represent 9% (4.5 million students) of the US student population and 9% (73,128 students) of MN student population.
- For the past 20 years, the number of students who are English learners (ELs) in Minnesota increased by 300 percent, making them **Minnesota's fastest growing student population**.
- Minnesota Local Education Agencies (LEAs) enrolled 73,128 ELs in the 2018-19 school year, compared to an enrollment of 71,919 in the previous year (an increase of 1.7 percent).

Source: Minnesota Department of Education

Edina Public Schools

Useful Terminology

LEP (Limited English Proficient) Deficit; does not acknowledge students' home language(s) as an asset.

ELL: English Language Learner / EL: English Learner

- K-12 student who (1) uses a language other than English; and (2) is determined by a valid assessment measuring the pupil's English language proficiency and lacks the necessary English skills to participate fully in academic classes taught in English.

RAEL: Recently Arrived English Learner (Newcomer)

- A K-12 student who has been identified as an English learner in Minnesota and who has been enrolled in a school in one of the 50 states in the United States or the District of Columbia for less than 12 months at the time of testing.

SLIFE: Student with Limited or Interrupted Formal Education

- English learner who enters school in the United States after grade 6; has at least two years less schooling than the English learner's peers; functions at least two years below expected grade level in reading and mathematics; and may be preliterate in the English learner's native language.

LTEL: Long-Term English Learner

- English Learner who has been enrolled in American schools for more than six years, is not progressing toward English proficiency, and is struggling academically due to limited English skills.

ML: Multilingual Learner

- Multilingual Learner. Recognizes student's home language(s) as an asset not a deficit.

ML: Monitor

- Multilingual Learner who has met exit criteria and is monitored for at least two years.

ESL: English as a Second Language

- Professional field; language program; teacher's licensure.

Critical Elements for English Learner Program Compliance

Critical Element 1: Student Identification, Program Entrance and Exit

Local education agencies (LEAs) must identify, enter ELs into effective language instruction educational programs (LIEPs), and exit ELs upon proficiency. Review Minnesota Language Survey (MNLS) to identify potential need of service; Identify students with limited or interrupted formal education (SLIFE); Screen student (WIDA Screener); Enter and exit student in MARSS; Send Parent Notification Letter to parents initially and annually; Exit students who score **at least 4.5 overall on ACCESS Test** and 3.5 in three other domains

Critical Element 2: Effective Language Instruction Educational Programs (LIEPs)

Local educational agencies (LEAs) must implement effective LIEPs for English learners (ELs). Teach academic and English Language Development (ELD) standards based on sound educational theory, approaches, and methodologies; Have in place a written plan of services that: describes the amount, scope and sequence of services offered to ELs by English proficiency level, is available to parents upon request.

Critical Element 3: Staffing and Professional Development

Local educational agencies (LEAs) must adequately staff the language instruction educational program (LIEP) and train all staff working with English learners (ELs). ELs have access to licensed teachers; and experienced and trained paraprofessionals; Teachers of ELs are fluent in English and in any other language used for instruction, including having written and oral communication skills; Provide effective professional development to staff on how to implement curricula, assessment practices and measures, and instructional strategies for English learners.

Critical Element 4: Parent, Family and Community Engagement

Local educational agencies (LEAs) must ensure parent, family and community participation and engagement in language instruction educational programs (LIEPs). Outreach to parents of English learners (ELs) to get them involved in the education of their children; Provide opportunities for families that enhance children's learning and native language; Involve family and community in the planning, development and implementation of programs for English learners; Send information in a language that the parents can understand.

Critical Element 5: Accountability Requirements

Local educational agencies (LEAs) must adhere to state and federal accountability requirements. Assess ELs annually for their English language proficiency (ACCESS Test); Document assessment policy and procedures; analyze students' progress toward English language proficiency and progress in academic achievement.

Critical Element 6 Fiscal Requirements

Local educational agencies (LEAs) must adhere to state and federal fiduciary requirements. Use state-funded EL program and Title III funding on resources that benefit English learners (ELs), and, when applicable, immigrant children and youth; Describe what is provided with the state-funded EL program and what is provided with Title III funding; Demonstrate Evidence that not more than 2 percent of Title III allocation is reserved for Title III administration.

Critical Element 7: Nonpublic School Participation in the Language Instruction Educational Program (LIEP)

The local educational agency (LEA) must allow for nonpublic school participation in the language instruction educational program. Provide consultation annually with nonpublic schools to determine effective and equitable services for English learners (ELs) at non-publics on how to: Identify English learners; Determine size and scope of services; Administer WIDA Screener and ACCESS. Non-public Schools receiving Title III Services: Avail and Our Lady of Grace

Critical Element 8: Monitoring Exited Students

After students have exited an EL program, LEAs must monitor their academic progress for at least two years. If an exited EL is not progressing academically as expected and monitoring suggests a persistent language need, LEAs should re-test the student's ELP with a valid, reliable, and grade-appropriate ELP test to see if the student must be offered additional language assistance services.

EPS Multilingual Learners Overview

- Current number of MLs served: **465**. 68% elementary and 32% secondary; 19% Sped; 5% GT & YS.
- Current number of ML Monitors: **172**.
- **Total number of students being served: 637.**
- More than **sixty different languages** are spoken by EPS Multilingual Learners. Somali and Spanish are the most common languages.
- 86% of MLs graduated in 2018 (65% statewide).
- 54% of MLs met their growth target on ACCESS.
- 2019 MCA proficiency: Reading 25%; Math: 32%.

Challenges of Multilingual English Learner Program

1. Limited resources to complete ESSA requirements.
2. High student-teacher ratio at the elementary level: 35-40, compared to 25-30 ratio at secondary level.
3. Close achievement gaps.
4. Some staff do not have proper training working with multilingual learners and families.

Proposals for Multilingual English Learner Program

Adjust Student Ratio

Adjust student-teacher ratio at the elementary level from 35-40 to **25-30**. Current board-approved student-teacher ratio: Elementary: 35-40; Secondary: 25-30.

Example: Anoka District. Elementary and Secondary, Levels 1 & 2 ratio: 20-1.

- More individualized instruction.
- Accelerate MLs English language development.
- Support students not meeting growth targets.
- More individualized support for Sped-EL students.

Financial impact: To be determined and presented as part of the overall budgeting process in February.

Provide More Resources for ESSA Compliance

Provide ESL teachers additional time to complete ESSA requirements such as:

- Requesting new-to-the district student records.
- Screening students.
- Writing and sending Parent Notification Letters.
- Providing ongoing professional development.
- Organizing family engagement events.
- Monitoring exited students.

Example: Districts such as Shakopee Schools provide ESL teachers have one hour embedded in their schedules to complete ESSA requirements.

2020 EPS Multilingual English Learner Program Update



Presenters:

Dr. Randy Smasal, Director of Teaching & Learning; Uli Rodriguez, Multilingual English Learner Coordinator.

Student Speakers:

Yunseo Chang (grade 11), Valentin Corralejo (grade 12), Bashir Yussuf (grade 12), Christian Sanchez (grade 11).

Alumni Speaker: Mohamed Malim.

Monday, January 13, 2020.

EPS Multilingual English Learners (MLs)

Useful Terminology

LEP (Limited English Proficient)

ELL: English Language Learner / EL: English Learner

RAEL: Recently Arrived English Learner (Newcomer)

SLIFE: Student with Limited or Interrupted Formal Education

LTEL: Long-Term English Learner

ML: Multilingual Learner

Monitor: Exited ML monitored for at least two years

ESL: English as a Second Language

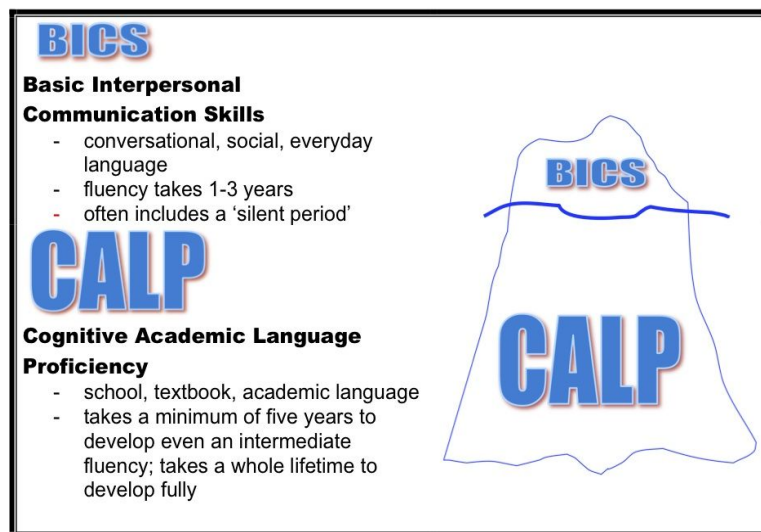
Source: Minnesota Dept. of Education

EPS Multilingual English Learners

How long does it take to learn English?

- ★ While ELLs may acquire social language within 3-5 years, it may take up to **seven years** for an ELL to achieve academic proficiency in English.
- ★ The most significant variable in how long it takes to learn English is the amount of **formal schooling** students have received in their **first language**.

Collier, V.P., & Thomas, W.P. (1989).



Examples of academic English:

Math: Describe, classify, and draw quadrilaterals, including squares, rectangles, trapezoids, rhombuses, and parallelograms.

Science: Explain the water cycle process: evaporation, condensation, and precipitation.

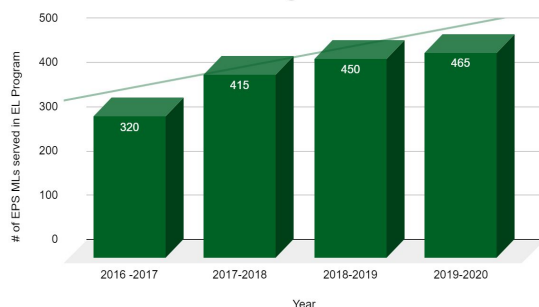
Edina Public Schools

EPS Multilingual English Learners (MLs)

MN Fastest Growing Population



of EPS MLs served in EL Program



- ELs represent 9% (4.5 million students) of the US student population and 9% (73,128 students) of MN student population.
- For the past 20 years, the number of students who are English learners (ELs) in Minnesota increased by 300 percent, making them **Minnesota's fastest growing student population**.
- Minnesota Local Education Agencies (LEAs) enrolled 73,128 ELs in the 2018-19 school year, compared to an enrollment of 71,919 in the previous year (an increase of 1.7 percent).
Source: Minnesota Department of Education

Edina Public Schools

Critical Elements for English Learner Program Compliance

★ An opportunity for creating additional growth and support toward English proficiency.

Critical Element 1: Student Identification, Program Entrance and Exit

Critical Element 2: Effective Language Instruction Educational Programs (LIEPs)

Critical Element 3: Staffing and Professional Development

Critical Element 4: Parent, Family and Community Engagement

Critical Element 5: Accountability Requirements (Progress Towards English Proficiency)

Critical Element 6: Fiscal Requirements

Critical Element 7: Nonpublic School Participation in the Language Instruction Educational Program (LIEP)

Critical Element 8: Monitoring Exited Students



Source:  DEPARTMENT OF EDUCATION




Edina Public Schools

Critical Elements for English Learner Program Compliance

Critical Element 3: Staffing and Professional Development

ML STRATEGIES FOR MATH TEACHERS WORKSHOP




EXPAND YOUR TEACHING TOOL KIT BY LEARNING ABOUT HANDS-ON STRATEGIES AND ACTIVITIES TO SUPPORT THE MULTILINGUAL LEARNERS IN YOUR CLASS.

For: K-12 math teachers working with multilingual learners.
When: Friday, June 7, 10:30 a.m. - 2:30 p.m.
Where: Room 251, South View Middle School, 4725 South View Lane, Edina, MN 55424.
Organized by: EPS' Multilingual Learner Department and UWRF faculty from Math Teacher Education, and TESOL Programs.
Maximum number of participants: 25. Registration deadline: June 2.
* EPS' participants will receive a \$50.00 stipend from Teaching and Learning for attending.

Cost: Free. Pizza lunch provided.

FOR MORE INFORMATION OR QUESTIONS, PLEASE CONTACT ULISES RODRIGUEZ, MULTILINGUAL LEARNER COORDINATOR, AT ULISES.RODRIGUEZ@EDINASCHOOLS.ORG OR 952-948-3191.

UNIVERSITY OF WISCONSIN River Falls

 Edina Public Schools
DEFINING EXCELLENCE



ML Tool Box Day

Come to learn strategies to support the Multilingual Learners in your class.

When: Thursday, Dec 5, 2:40 - 3:00 p.m.
Where: Concord's Learning Commons
For questions, please contact Emily Curtis at emily.curtis@edinaschools.org

Please RSVP HERE



Cookies and tea will be provided.



ESL coaching and training for teachers at Countryside Elementary SV, and WV.

Edina Public Schools

Critical Element 4: Parent, Family and Community Engagement

Multilingual Family Engagement Night




Come and learn about strategies and resources to support your multilingual child in school

For: Parents of K-12 multilingual children
When: Thursday, April 25, 6:00 - 8:30 p.m.
Where: Edina High School, 6754 Valley View Road, Edina, MN 55439

- Free event
- Pizza dinner
- Please RSVP here

For questions please contact Ulis Rodriguez at ulis.rodriguez@edinaschools.org, 952-848-5191

MULTILINGUAL CELEBRATION NIGHT



Come and meet other multilingual families and learn about the programs and services that the Early Childhood Center offers.

For: Bilingual and multilingual families.
When? Thursday, May 3, 6 - 8 p.m.
Where? Edina District Office, Room 170, 5701 Normandale Road, Edina, MN 55444.


- Free event
- Pizza dinner

Please RSVP here

If you need an interpreter or transportation or for more information, please contact: Tabitha Dawson, tabitha.dawson@edinaschools.org, 952-848-5195 or Ulis Rodriguez, ulis.rodriguez@edinaschools.org, 952-848-5191



Noche de Información para Familias Latinas




Venga a aprender ideas prácticas para ayudarle a su hijo(a) a tener éxito en la escuela.

Fecha: Jueves, 24 de enero, 6:00 - 8:00 p.m.
Lugar: Edina Community Center, salón 350, tercer piso, 5701 Normandale Road, Edina, 55424

- Evento es gratis.
- Habrá refrigerio.

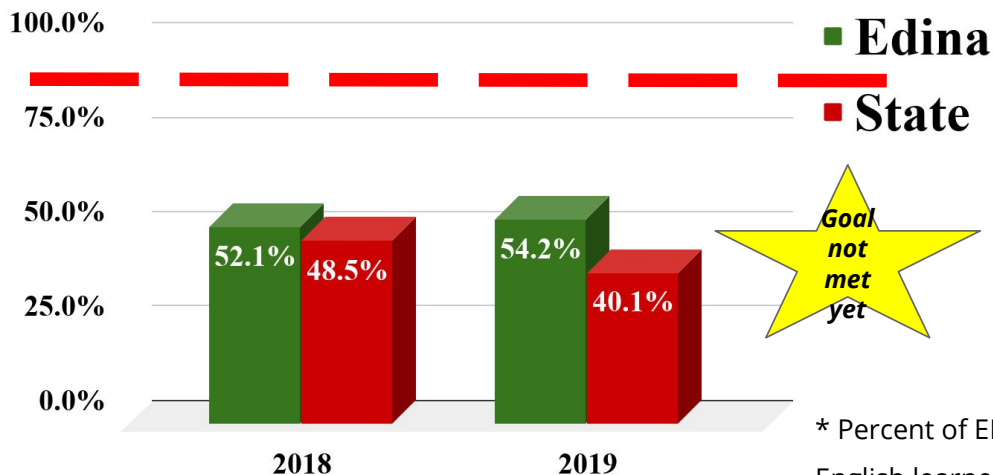
Si tiene preguntas, comuníquese con Blanca Diaz de León, blanca.diazdeleon@edinaschools.org 952-848-4052 o Ulises Rodriguez, ulis.rodriguez@edinaschools.org 952-848-3191



Critical Elements for English Learner

Critical Element 5: Accountability Requirements (Progress Towards English Proficiency)

Edina Multilingual English Learners vs State in 2018 and 2019
Percent of Students Meeting Growth Targets



- MDE's goal for 2025: **80% of English Learners will meet their growth target on ACCESS.**
- Need to grow 5% every year to reach MDE's 2025 goal.

* Percent of ELs meeting targets is the percentage of English learners who reached or went past their target.

Source: MDE Report Card

EPS Multilingual English Learners

EPS MLs at a Glance

- Current number of MLs served: **465**. 68% elementary and 32% secondary; 19% Sped; 5% GT & YS; 51% Free and Reduced Lunch
- Current number of ML Monitors: **172**.
- **Total number of students being served: 637.**
- More than **sixty different languages** are spoken by EPS Multilingual Learners. Somali and Spanish are the most common languages.
- 86% of MLs graduated in 2018 (65% state wide).
- **54% of MLs met their growth target on ACCESS.**
- 2019 MCA proficiency: Reading 25%; Math: 32%.

Source: Minnesota Department of Education MARSS Report. Updated: Jan 6, 2020.

Edina Public
Schools

EPS Multilingual English Learners (MLs)



1. Limited resources to complete ESSA requirements.
2. Higher student-ML teacher caseload ratio at the elementary level: 35-40, compared to 25-30 caseload ratio at secondary level.
3. Close achievement gaps.
4. Some staff don't have proper training working with multilingual learners and families.

Edina Public
Schools

EPS Multilingual English Learners (MLs)

Proposals



1. Adjust Student Ratio

Adjust student-teacher ratio at the elementary level from 35-40 to **25-30**. Current board-approved student-teacher ratio: Elementary: 35-40; Secondary: 25-30.

Example: Anoka District. Elementary and Secondary, Levels 1 & 2 ratio: 20-1.

- More individualized instruction.
- Accelerate MLs English language development.
- Support students not meeting growth targets.
- More individualized support for Sped-EL students.

EPS Multilingual English Learners (MLs)

Proposals



2. Provide More Resources for ESSA Compliance

Adjust ESL teachers' workload/work schedules to allow for effective completion of new ESSA requirements requirements such as:

- Requesting new-to-the district student records.
- Screening students.
- Writing and sending Parent Notification Letters.
- Providing ongoing professional development.
- Organizing family engagement events.
- Monitoring exited students.

Example: Districts such as Shakopee Schools provide ESL teachers one hour embedded in their schedules to complete ESSA requirements.

EPS Multilingual English Learners (MLs)

Celebrations

Helping Multilingual Learners Achieve their Dreams

- ❑ Mohamed Malim's Story
- ❑ High School Students' stories




Edina Public
Schools

EPS Multilingual English Learners (MLs)

Celebrations


What do you want to be when you grow up?



"A astronaut for I want to see the moon."



"An artist to paint on walls."



"A teacher because I like second grade."

Let's make the ESL program in Edina even better,
so we can help all our students achieve their dreams!

Edina Public
Schools



Board Meeting Date: 1/13/2020

TITLE: Personnel Recommendations

TYPE: Consent

PRESENTER(S): Bryan Bass

BACKGROUND: Personnel recommendations are made monthly. Conditional offers of employment are subject to successful completion of a criminal background check.

RECOMMENDATION: Approve the attached personnel recommendations.

PRIMARY ISSUE(S) TO CONSIDER: Personnel recommendations.

ATTACHMENTS:

1. Personnel Recommendations (next page)

LICENSED STAFF

A. RECOMMENDATIONS FOR EMPLOYMENT

<u>Name</u>	<u>Assignment</u>	<u>Salary</u>	<u>Date</u>
DOTY, DAVID	Science .8 Edina High School	\$37,230	1/23/20

These conditional offers of employment are subject to successful completion of a criminal background check.

B. RESIGNATIONS

<u>Name</u>	<u>Assignment</u>	<u>Reason</u>	<u>Date</u>
CHRIST, JENNIFER	Science High School	Personal	12/20/2019
LAMKER, DERRIN	Physical Education Valley View	Personal	1/17/2020

NON-LICENSED STAFF

A. RECOMMENDATIONS FOR EMPLOYMENT

<u>Name</u>	<u>Assignment</u>	<u>Salary</u>	<u>Date</u>
DAHLSTROM, CONSTANCE	Accounting Specialist	\$64,620	01/13/2020
NELSON, DAVID	Transportation - Driver	\$17.82/hr.	12/23/2019
TOOP, SCOTT	Transportation - Driver	\$17.82/hr.	12/23/2019

These conditional offers of employment are subject to successful completion of a criminal background check.

B. CHANGE IN ASSIGNMENT

<u>Name</u>	<u>Assignment</u>	<u>Salary</u>	<u>Date</u>
BOWDEN, ELLEN	HR Specialist - Benefits & Compensation	\$54,936	12/30/2019
KOOMAN, MEGAN	HR Specialist	\$58,152	12/30/2019

C. RESIGNATIONS

<u>Name</u>	<u>Assignment</u>	<u>Reason</u>	<u>Date</u>
HOLST, RANDY	Transportation - Driver	Personal	1/24/2020

COMMUNITY EDUCATION SERVICES STAFF

A. RECOMMENDATIONS FOR EMPLOYMENT

<u>Name</u>	<u>Assignment</u>	<u>Salary</u>	<u>Date</u>
MORRIS, TYLER	Auditorium & Events Manager	\$59,201	01/06/2020
RAO, PALLAVI	CES Program Supervisor	\$18,823	01/06/2019
SCOTT, OLIVIA	Recreation Leader - Student	\$11.00/Hr	12/23/2019

These conditional offers of employment are subject to successful completion of a criminal background check.



Board Meeting Date: 1/13/2020

TITLE: Expenditures Payable 12-31-19

TYPE: Consent

PRESENTER(S): John Toop, Director of Business Services

BACKGROUND:

01	General Fund	\$ 2,031,271.28
02	Food Service Fund	268,952.59
04	Community Service Fund	123,018.18
06	Construction- Long Term Facility Maintenance Technology	70,615.28
07	Debt Redemption Fund	3,800.00
12	Construction- 2015 Building Bond	38,790.64
20	Internal Service – Dental Self Insurance	<u>0.00</u>
	Total Expenditures	<u><u>\$ 2,536,447.97</u></u>

RECOMMENDATION: It is recommended that the Board approve the payment of expenditures as appended.

PRIMARY ISSUE(S) TO CONSIDER: None

ATTACHMENTS:

1. December Check Register

SOURCEWELL TECHNOLOGY

DATE: 1/9/2020

TIME: 9:30:15

EDINA - LIVE

CHECK REGISTER - BY FUND

ACCOUNTING PERIOD: 7/20

FUND 01 - GENERAL 2,031,271.28

FUND	CASH ACCT	CHECK NO	ISSUE DT	VENDOR NAME	BUDGET CODE	ACCNT	SALES TAX	AMOUNT	
01 - GENERAL	A101.00	373171	12/04/19	30778	ADVANCED POWER SERV	01005865363000	305	0.00	361.00
01 - GENERAL	A101.00	373172	12/04/19	28138	AMERICAN SCHOOL COU	01021710000133	820	0.00	129.00
01 - GENERAL	A101.00	373173	12/04/19	31864	ANDERSON RACE MANAG	01021211000096	430	0.00	2,649.00
01 - GENERAL	A101.00	373174	12/04/19	31866	ASBO INTERNATIONAL	01005110000000	820	0.00	230.00
01 - GENERAL	A101.00	373176	12/04/19	12341	SOUTH VIEW MIDDLE S	01020291000250	430	0.00	150.00
01 - GENERAL	A101.00	373178	12/04/19	26064	BAYADA HOME HEALTH	01005416740000	394	0.00	600.00
01 - GENERAL	A101.00	373178	12/04/19	26064	BAYADA HOME HEALTH	01005416740000	394	0.00	1,000.00
01 - GENERAL	A101.00	373178	12/04/19	26064	BAYADA HOME HEALTH	01005416740000	394	0.00	1,797.50
01 - GENERAL	A101.00	373178	12/04/19	26064	BAYADA HOME HEALTH	01005416723000	394	0.00	75.00
01 - GENERAL	A101.00	373178	12/04/19	26064	BAYADA HOME HEALTH	01005416723000	394	0.00	120.00
01 - GENERAL	A101.00	373178	12/04/19	26064	BAYADA HOME HEALTH	01005416723000	394	0.00	155.00
01 - GENERAL	A101.00	373179	12/04/19	01012	BSN SPORTS, LLC	01021211000096	430	0.00	1,137.00
01 - GENERAL	A101.00	373180	12/04/19	15056	CENTERPOINT ENERGY	01529810000000	440	0.00	1,647.14
01 - GENERAL	A101.00	373183	12/04/19	31858	COMMON CENTS FUNDRA	01019211000000	305	0.00	225.00
01 - GENERAL	A101.00	373184	12/04/19	30032	CUB FOODS EDEN PRAI	01020250000000	430	0.00	14.82
01 - GENERAL	A101.00	373184	12/04/19	30032	CUB FOODS EDEN PRAI	01020250000000	430	0.00	72.15
01 - GENERAL	A101.00	373184	12/04/19	30032	CUB FOODS EDEN PRAI	01020250000000	430	0.00	85.64
01 - GENERAL	A101.00	373184	12/04/19	30032	CUB FOODS EDEN PRAI	01020250000000	430	0.00	37.78
01 - GENERAL	A101.00	373184	12/04/19	30032	CUB FOODS EDEN PRAI	01020250000000	430	0.00	49.72
01 - GENERAL	A101.00	373187	12/04/19	08375	EDINA CHAMBER OF CO	01005020000000	820	0.00	1,299.00
01 - GENERAL	A101.00	373189	12/04/19	24575	EDUCATORS BENEFIT C	01005110000000	305	0.00	567.39
01 - GENERAL	A101.00	373190	12/04/19	31863	EMPOWER U, LLC	01021211000091	430	0.00	4,999.00
01 - GENERAL	A101.00	373191	12/04/19	24667	FASTENAL COMPANY	01020810000810	401	0.00	2.56
01 - GENERAL	A101.00	373193	12/04/19	25721	FUN AND FUNCTION	01532420740000	433	0.00	29.98
01 - GENERAL	A101.00	373193	12/04/19	25721	FUN AND FUNCTION	01532420740000	433	0.00	26.99
01 - GENERAL	A101.00	373193	12/04/19	25721	FUN AND FUNCTION	01532420740000	433	0.00	8.95
01 - GENERAL	A101.00	373196	12/04/19	02715	GENERAL OFFICE PROD	01021211302000	530	0.00	5,856.98
01 - GENERAL	A101.00	373196	12/04/19	02715	GENERAL OFFICE PROD	01021211302000	530	0.00	113.74
01 - GENERAL	A101.00	373197	12/04/19	27788	GREATAMERICA FINANC	01021211000000	329	0.00	149.95
01 - GENERAL	A101.00	373198	12/04/19	00296	GROTH MUSIC COMPANY	01021291000252	430	0.00	115.95
01 - GENERAL	A101.00	373198	12/04/19	00296	GROTH MUSIC COMPANY	01021258000250	430	0.00	6.39
01 - GENERAL	A101.00	373198	12/04/19	00296	GROTH MUSIC COMPANY	01021258000250	430	0.00	19.56

01 - GENERAL	A101.00	373198	12/04/19	00296	GROTH MUSIC COMPANY	01021258000250	430	0.00	19.96
01 - GENERAL	A101.00	373198	12/04/19	00296	GROTH MUSIC COMPANY	01021258000250	430	0.00	23.96
01 - GENERAL	A101.00	373198	12/04/19	00296	GROTH MUSIC COMPANY	01021258000250	350	0.00	40.00
01 - GENERAL	A101.00	373198	12/04/19	00296	GROTH MUSIC COMPANY	01021258000251	430	0.00	43.20
01 - GENERAL	A101.00	373198	12/04/19	00296	GROTH MUSIC COMPANY	01021258000250	350	0.00	44.00
01 - GENERAL	A101.00	373198	12/04/19	00296	GROTH MUSIC COMPANY	01021258000250	350	0.00	55.00
01 - GENERAL	A101.00	373198	12/04/19	00296	GROTH MUSIC COMPANY	01021258000250	350	0.00	58.00
01 - GENERAL	A101.00	373198	12/04/19	00296	GROTH MUSIC COMPANY	01021258000250	430	0.00	65.48
01 - GENERAL	A101.00	373199	12/04/19	25220	HENNEPIN COUNTY TRE	01005199000000	305	0.00	3,133.39
01 - GENERAL	A101.00	373200	12/04/19	17090	HISTORY COMES TO LI	01526203000240	305	0.00	445.00
01 - GENERAL	A101.00	373201	12/04/19	03318	HOUSE OF NOTE	01021258000252	350	0.00	89.00
01 - GENERAL	A101.00	373202	12/04/19	16322	INTERMEDIATE DISTRI	01021399830000	390	0.00	312.42
01 - GENERAL	A101.00	373202	12/04/19	16322	INTERMEDIATE DISTRI	01021211303000	390	0.00	1,184.96
01 - GENERAL	A101.00	373202	12/04/19	16322	INTERMEDIATE DISTRI	01021403740000	390	0.00	2,829.54
01 - GENERAL	A101.00	373202	12/04/19	16322	INTERMEDIATE DISTRI	01005400000000	390	0.00	3,300.48
01 - GENERAL	A101.00	373202	12/04/19	16322	INTERMEDIATE DISTRI	01021399830000	390	0.00	3,605.14
01 - GENERAL	A101.00	373202	12/04/19	16322	INTERMEDIATE DISTRI	01021211303000	390	0.00	3,703.18
01 - GENERAL	A101.00	373202	12/04/19	16322	INTERMEDIATE DISTRI	01005865382000	390	0.00	3,952.95
01 - GENERAL	A101.00	373202	12/04/19	16322	INTERMEDIATE DISTRI	01021211303000	390	0.00	7,382.02
01 - GENERAL	A101.00	373202	12/04/19	16322	INTERMEDIATE DISTRI	01005400342000	391	0.00	10,866.20
01 - GENERAL	A101.00	373202	12/04/19	16322	INTERMEDIATE DISTRI	01005400000000	390	0.00	11,146.56
01 - GENERAL	A101.00	373202	12/04/19	16322	INTERMEDIATE DISTRI	01005400000000	390	0.00	14,338.84
01 - GENERAL	A101.00	373202	12/04/19	16322	INTERMEDIATE DISTRI	01005850302000	370	0.00	23,569.73
01 - GENERAL	A101.00	373203	12/04/19	31861	ISABEL FAJARDO	01021291000252	305	0.00	450.00
01 - GENERAL	A101.00	373204	12/04/19	23297	J.P. COOKE COMPANY	01021710000000	401	0.00	161.17
01 - GENERAL	A101.00	373205	12/04/19	03715	JERRY'S FOODS	01020250000000	430	0.00	12.69
01 - GENERAL	A101.00	373205	12/04/19	03715	JERRY'S FOODS	01020250000000	430	0.00	14.09
01 - GENERAL	A101.00	373205	12/04/19	03715	JERRY'S FOODS	01020250000000	430	0.00	18.55
01 - GENERAL	A101.00	373205	12/04/19	03715	JERRY'S FOODS	01020250000000	430	0.00	23.51
01 - GENERAL	A101.00	373205	12/04/19	03715	JERRY'S FOODS	01020250000000	430	0.00	23.91
01 - GENERAL	A101.00	373205	12/04/19	03715	JERRY'S FOODS	01020250000000	430	0.00	32.08
01 - GENERAL	A101.00	373205	12/04/19	03715	JERRY'S FOODS	01020250000000	430	0.00	37.86
01 - GENERAL	A101.00	373205	12/04/19	03715	JERRY'S FOODS	01020250000000	430	0.00	47.71
01 - GENERAL	A101.00	373205	12/04/19	03715	JERRY'S FOODS	01020250000000	430	0.00	50.07
01 - GENERAL	A101.00	373205	12/04/19	03715	JERRY'S FOODS	01020250000000	430	0.00	55.43
01 - GENERAL	A101.00	373205	12/04/19	03715	JERRY'S FOODS	01020250000000	430	0.00	86.08
01 - GENERAL	A101.00	373206	12/04/19	30236	JERRYS HARDWARE	01020810000810	401	0.00	30.73
01 - GENERAL	A101.00	373207	12/04/19	13917	JH LARSON COMPANY	01532810000000	350	0.00	9.55
01 - GENERAL	A101.00	373207	12/04/19	13917	JH LARSON COMPANY	01532810000000	350	0.00	117.16
01 - GENERAL	A101.00	373209	12/04/19	16419	JOSTENS INC	01021211000450	305	0.00	50.71
01 - GENERAL	A101.00	373209	12/04/19	16419	JOSTENS INC	01021211000450	305	0.00	50.71
01 - GENERAL	A101.00	373210	12/04/19	09728	JW PEPPER & SON INC	01021258000252	430	0.00	39.00

01 - GENERAL	A101.00	373210	12/04/19	09728	JW PEPPER & SON INC	01021258000252	430	0.00	49.00
01 - GENERAL	A101.00	373210	12/04/19	09728	JW PEPPER & SON INC	01021258000250	430	0.00	50.00
01 - GENERAL	A101.00	373210	12/04/19	09728	JW PEPPER & SON INC	01021258000250	430	0.00	50.00
01 - GENERAL	A101.00	373210	12/04/19	09728	JW PEPPER & SON INC	01021258000252	430	0.00	53.00
01 - GENERAL	A101.00	373210	12/04/19	09728	JW PEPPER & SON INC	01021258000252	430	0.00	56.00
01 - GENERAL	A101.00	373210	12/04/19	09728	JW PEPPER & SON INC	01021258000251	430	0.00	61.50
01 - GENERAL	A101.00	373210	12/04/19	09728	JW PEPPER & SON INC	01021258000251	430	0.00	64.50
01 - GENERAL	A101.00	373210	12/04/19	09728	JW PEPPER & SON INC	01021258000252	430	0.00	10.00
01 - GENERAL	A101.00	373210	12/04/19	09728	JW PEPPER & SON INC	01021258000250	430	0.00	70.00
01 - GENERAL	A101.00	373210	12/04/19	09728	JW PEPPER & SON INC	01021258000251	430	0.00	78.75
01 - GENERAL	A101.00	373210	12/04/19	09728	JW PEPPER & SON INC	01021258000250	430	0.00	165.00
01 - GENERAL	A101.00	373210	12/04/19	09728	JW PEPPER & SON INC	01021258000251	430	0.00	212.39
01 - GENERAL	A101.00	373210	12/04/19	09728	JW PEPPER & SON INC	01021258000250	430	0.00	215.00
01 - GENERAL	A101.00	373210	12/04/19	09728	JW PEPPER & SON INC	01021258000252	430	0.00	287.00
01 - GENERAL	A101.00	373210	12/04/19	09728	JW PEPPER & SON INC	01021258000250	430	0.00	516.00
01 - GENERAL	A101.00	373211	12/04/19	31856	KATELYN WEBER	01021291000254	302	0.00	70.00
01 - GENERAL	A101.00	373212	12/04/19	31765	KELLY SERVICES, INC	01005110000000	305	0.00	1,584.35
01 - GENERAL	A101.00	373212	12/04/19	31765	KELLY SERVICES, INC	01005110000000	305	0.00	1,604.40
01 - GENERAL	A101.00	373212	12/04/19	31765	KELLY SERVICES, INC	01005110000000	305	0.00	1,604.40
01 - GENERAL	A101.00	373214	12/04/19	31859	LILANA MUCITO	01019291000000	305	0.00	150.00
01 - GENERAL	A101.00	373217	12/04/19	31111	MEMBER SERVICES COO	01021710000133	820	0.00	20.00
01 - GENERAL	A101.00	373217	12/04/19	31111	MEMBER SERVICES COO	01021710000133	820	0.00	20.00
01 - GENERAL	A101.00	373217	12/04/19	31111	MEMBER SERVICES COO	01021710000133	820	0.00	20.00
01 - GENERAL	A101.00	373217	12/04/19	31111	MEMBER SERVICES COO	01021710000133	820	0.00	20.00
01 - GENERAL	A101.00	373218	12/04/19	30024	MENARDS - EDEN PRAI	01020810000810	401	0.00	2.38
01 - GENERAL	A101.00	373218	12/04/19	30024	MENARDS - EDEN PRAI	01020810000810	401	0.00	16.95
01 - GENERAL	A101.00	373219	12/04/19	30147	MENARDS- BURNSVILLE	01020810000810	401	0.00	15.68
01 - GENERAL	A101.00	373222	12/04/19	16032	MINNEAPOLIS OXYGEN	01005810000820	401	0.00	98.90
01 - GENERAL	A101.00	373222	12/04/19	16032	MINNEAPOLIS OXYGEN	01009810000810	401	0.00	320.00
01 - GENERAL	A101.00	373223	12/04/19	04863	MINNESOTA HISTORICA	01021211000240	305	0.00	210.00
01 - GENERAL	A101.00	373223	12/04/19	04863	MINNESOTA HISTORICA	01528203000240	305	0.00	600.00
01 - GENERAL	A101.00	373224	12/04/19	25610	MOTG-MINNESOTA OFFI	01005420419000	401	0.00	312.00
01 - GENERAL	A101.00	373224	12/04/19	25610	MOTG-MINNESOTA OFFI	01019211000000	430	0.00	426.79
01 - GENERAL	A101.00	373224	12/04/19	25610	MOTG-MINNESOTA OFFI	01005710000000	401	0.00	134.53
01 - GENERAL	A101.00	373224	12/04/19	25610	MOTG-MINNESOTA OFFI	01005105000000	401	0.00	135.62
01 - GENERAL	A101.00	373224	12/04/19	25610	MOTG-MINNESOTA OFFI	01020211000000	305	0.00	181.92
01 - GENERAL	A101.00	373224	12/04/19	25610	MOTG-MINNESOTA OFFI	01005412419000	401	0.00	188.14
01 - GENERAL	A101.00	373224	12/04/19	25610	MOTG-MINNESOTA OFFI	01005105000000	401	0.00	197.40
01 - GENERAL	A101.00	373224	12/04/19	25610	MOTG-MINNESOTA OFFI	01021211000000	305	0.00	521.38
01 - GENERAL	A101.00	373224	12/04/19	25610	MOTG-MINNESOTA OFFI	01005810000000	401	0.00	8.88
01 - GENERAL	A101.00	373224	12/04/19	25610	MOTG-MINNESOTA OFFI	01005810000000	401	0.00	50.75
01 - GENERAL	A101.00	373224	12/04/19	25610	MOTG-MINNESOTA OFFI	01005107000000	401	0.00	0.82

01 - GENERAL	A101.00	373224	12/04/19	25610	MOTG-MINNESOTA OFFI	01005020000000	401	0.00	1.24
01 - GENERAL	A101.00	373224	12/04/19	25610	MOTG-MINNESOTA OFFI	01021294000654	430	0.00	6.47
01 - GENERAL	A101.00	373225	12/04/19	31754	MOHAWK RESOURCES LT	01005760302000	530	0.00	12,615.55
01 - GENERAL	A101.00	373227	12/04/19	21956	THE MUSIC MART	01021258000250	350	0.00	50.00
01 - GENERAL	A101.00	373227	12/04/19	21956	THE MUSIC MART	01021258000250	350	0.00	62.25
01 - GENERAL	A101.00	373227	12/04/19	21956	THE MUSIC MART	01021258000250	350	0.00	127.94
01 - GENERAL	A101.00	373228	12/04/19	16033	NACAC	01021710000133	820	0.00	765.00
01 - GENERAL	A101.00	373229	12/04/19	23416	RICHARD D MROS	01021291000262	305	0.00	3,500.00
01 - GENERAL	A101.00	373230	12/04/19	23604	OLD LOG THEATRE LTD	01528203000240	305	0.00	486.00
01 - GENERAL	A101.00	373231	12/04/19	31405	OPERATION WALLACEA	01021211000096	430	0.00	1,309.74
01 - GENERAL	A101.00	373231	12/04/19	31405	OPERATION WALLACEA	01021211000096	430	0.00	1,734.00
01 - GENERAL	A101.00	373232	12/04/19	05557	OWENS COMPANIES INC	01005810000000	305	0.00	2,743.00
01 - GENERAL	A101.00	373235	12/04/19	06400	SCHMITT MUSIC	01021258000250	430	0.00	7.96
01 - GENERAL	A101.00	373235	12/04/19	06400	SCHMITT MUSIC	01021258000250	430	0.00	32.00
01 - GENERAL	A101.00	373235	12/04/19	06400	SCHMITT MUSIC	01021258000250	430	0.00	64.75
01 - GENERAL	A101.00	373235	12/04/19	06400	SCHMITT MUSIC	01021258000250	350	0.00	85.00
01 - GENERAL	A101.00	373235	12/04/19	06400	SCHMITT MUSIC	01021258000250	350	0.00	87.00
01 - GENERAL	A101.00	373235	12/04/19	06400	SCHMITT MUSIC	01021258000250	430	0.00	108.72
01 - GENERAL	A101.00	373235	12/04/19	06400	SCHMITT MUSIC	01021258000250	350	0.00	188.70
01 - GENERAL	A101.00	373235	12/04/19	06400	SCHMITT MUSIC	01021258000250	350	0.00	284.15
01 - GENERAL	A101.00	373236	12/04/19	09066	SCHOOL SPECIALTY IN	01529212000000	430	0.00	95.04
01 - GENERAL	A101.00	373236	12/04/19	09066	SCHOOL SPECIALTY IN	01529212000000	430	0.00	1,145.78
01 - GENERAL	A101.00	373236	12/04/19	09066	SCHOOL SPECIALTY IN	01019212000000	430	0.00	38.99
01 - GENERAL	A101.00	373236	12/04/19	09066	SCHOOL SPECIALTY IN	01019212000000	430	0.00	11.56
01 - GENERAL	A101.00	373236	12/04/19	09066	SCHOOL SPECIALTY IN	01019212000000	430	0.00	11.56
01 - GENERAL	A101.00	373236	12/04/19	09066	SCHOOL SPECIALTY IN	01019212000000	430	0.00	12.99
01 - GENERAL	A101.00	373236	12/04/19	09066	SCHOOL SPECIALTY IN	01019212000000	430	0.00	12.99
01 - GENERAL	A101.00	373236	12/04/19	09066	SCHOOL SPECIALTY IN	01019212000000	430	0.00	10.38
01 - GENERAL	A101.00	373236	12/04/19	09066	SCHOOL SPECIALTY IN	01019212000000	430	0.00	49.50
01 - GENERAL	A101.00	373236	12/04/19	09066	SCHOOL SPECIALTY IN	01019212000000	430	0.00	1.34
01 - GENERAL	A101.00	373236	12/04/19	09066	SCHOOL SPECIALTY IN	01019212000000	430	0.00	7.76
01 - GENERAL	A101.00	373236	12/04/19	09066	SCHOOL SPECIALTY IN	01019212000000	430	0.00	7.76
01 - GENERAL	A101.00	373236	12/04/19	09066	SCHOOL SPECIALTY IN	01019212000000	430	0.00	1.63
01 - GENERAL	A101.00	373236	12/04/19	09066	SCHOOL SPECIALTY IN	01019212000000	430	0.00	33.79
01 - GENERAL	A101.00	373236	12/04/19	09066	SCHOOL SPECIALTY IN	01019212000000	430	0.00	11.56
01 - GENERAL	A101.00	373236	12/04/19	09066	SCHOOL SPECIALTY IN	01527050000000	401	0.00	(11.00)
01 - GENERAL	A101.00	373236	12/04/19	09066	SCHOOL SPECIALTY IN	01527050000000	401	0.00	(1.96)
01 - GENERAL	A101.00	373237	12/04/19	23572	SKATETIME SCHOOL PR	01019291000000	305	0.00	1,944.00
01 - GENERAL	A101.00	373238	12/04/19	17148	MINNEAPOLIS SOUTH H	01021258000252	430	0.00	100.00
01 - GENERAL	A101.00	373239	12/04/19	05035	STAR TRIBUNE MEDIA	01020211000000	460	0.00	142.50
01 - GENERAL	A101.00	373241	12/04/19	07010	SUPREME SCHOOL SUPP	01021050000000	401	0.00	202.00
01 - GENERAL	A101.00	373241	12/04/19	07010	SUPREME SCHOOL SUPP	01021050000000	401	0.00	287.00

01 - GENERAL	A101.00	373241	12/04/19	07010	SUPREME SCHOOL SUPP	01021050000000	401	0.00	24.15
01 - GENERAL	A101.00	373242	12/04/19	31857	SUSAN KAY LIEN HARM	01019211000000	305	0.00	300.00
01 - GENERAL	A101.00	373244	12/04/19	31117	BELL MUSEUM-THE REG	01527203000240	305	0.00	600.00
01 - GENERAL	A101.00	373245	12/04/19	14570	SOURCEWELL TECHNOLO	01005110000000	366	0.00	300.00
01 - GENERAL	A101.00	373246	12/04/19	25899	TOSHIBA BUSINESS SO	01005605302000	370	0.00	20.15
01 - GENERAL	A101.00	373246	12/04/19	25899	TOSHIBA BUSINESS SO	01005605302000	370	0.00	417.30
01 - GENERAL	A101.00	373246	12/04/19	25899	TOSHIBA BUSINESS SO	01005605302000	370	0.00	632.93
01 - GENERAL	A101.00	373246	12/04/19	25899	TOSHIBA BUSINESS SO	01005605302000	370	0.00	1,470.59
01 - GENERAL	A101.00	373247	12/04/19	22468	TRI-STATE BOBCAT IN	01005850302000	530	0.00	5,800.00
01 - GENERAL	A101.00	373248	12/04/19	23013	UNIVERSITY LANGUAGE	01005420740000	358	0.00	197.40
01 - GENERAL	A101.00	373248	12/04/19	23013	UNIVERSITY LANGUAGE	01005219317000	358	0.00	200.84
01 - GENERAL	A101.00	373248	12/04/19	23013	UNIVERSITY LANGUAGE	01005420740000	358	0.00	209.58
01 - GENERAL	A101.00	373248	12/04/19	23013	UNIVERSITY LANGUAGE	01005219317000	358	0.00	215.84
01 - GENERAL	A101.00	373248	12/04/19	23013	UNIVERSITY LANGUAGE	01005219317000	358	0.00	231.96
01 - GENERAL	A101.00	373248	12/04/19	23013	UNIVERSITY LANGUAGE	01005790000000	358	0.00	162.18
01 - GENERAL	A101.00	373248	12/04/19	23013	UNIVERSITY LANGUAGE	01005219317000	358	0.00	162.18
01 - GENERAL	A101.00	373248	12/04/19	23013	UNIVERSITY LANGUAGE	01005219317000	358	0.00	166.82
01 - GENERAL	A101.00	373248	12/04/19	23013	UNIVERSITY LANGUAGE	01005219317000	358	0.00	176.29
01 - GENERAL	A101.00	373248	12/04/19	23013	UNIVERSITY LANGUAGE	01005219317000	358	0.00	177.45
01 - GENERAL	A101.00	373251	12/04/19	15967	WEST MUSIC COMPANY	01526258000000	430	0.00	22.20
01 - GENERAL	A101.00	373252	12/04/19	21993	XELLO	01005380628000	430	0.00	775.00
01 - GENERAL	A101.00	373254	12/11/19	30357	ACCO BRANDS, GBCCON	01533203000000	430	0.00	94.64
01 - GENERAL	A101.00	373254	12/11/19	30357	ACCO BRANDS, GBCCON	01533203000000	430	0.00	28.89
01 - GENERAL	A101.00	373255	12/11/19	13475	PARK ADAM TRANSPORT	01009760723000	360	0.00	3,468.00
01 - GENERAL	A101.00	373255	12/11/19	13475	PARK ADAM TRANSPORT	01009760723000	360	0.00	40,744.91
01 - GENERAL	A101.00	373255	12/11/19	13475	PARK ADAM TRANSPORT	01009760714000	360	0.00	46,695.60
01 - GENERAL	A101.00	373256	12/11/19	31721	ASLDEAFINED, LLC	01005211302000	460	0.00	2,520.00
01 - GENERAL	A101.00	373257	12/11/19	00500	ASTLEFORD INTERNATI	01009760720000	402	0.00	165.01
01 - GENERAL	A101.00	373258	12/11/19	05628	AUTO PLUS/UNI-SELEC	01009760720000	402	0.00	30.75
01 - GENERAL	A101.00	373258	12/11/19	05628	AUTO PLUS/UNI-SELEC	01009760720000	402	0.00	43.88
01 - GENERAL	A101.00	373258	12/11/19	05628	AUTO PLUS/UNI-SELEC	01009760720000	402	0.00	43.98
01 - GENERAL	A101.00	373258	12/11/19	05628	AUTO PLUS/UNI-SELEC	01009760720000	402	0.00	66.99
01 - GENERAL	A101.00	373258	12/11/19	05628	AUTO PLUS/UNI-SELEC	01009760720000	402	0.00	93.24
01 - GENERAL	A101.00	373259	12/11/19	14618	MCKONE JOHN W	01020258000251	430	0.00	130.00
01 - GENERAL	A101.00	373260	12/11/19	10270	BOYER TRUCKS	01009760720000	402	0.00	67.94
01 - GENERAL	A101.00	373261	12/11/19	01012	BSN SPORTS, LLC	01021291000280	R619	0.00	97.11
01 - GENERAL	A101.00	373261	12/11/19	01012	BSN SPORTS, LLC	01021291000280	R619	0.00	115.00
01 - GENERAL	A101.00	373261	12/11/19	01012	BSN SPORTS, LLC	01021291000280	R619	0.00	221.00
01 - GENERAL	A101.00	373261	12/11/19	01012	BSN SPORTS, LLC	01021291000280	R619	0.00	221.00
01 - GENERAL	A101.00	373261	12/11/19	01012	BSN SPORTS, LLC	010212940000673	430	0.00	342.74
01 - GENERAL	A101.00	373261	12/11/19	01012	BSN SPORTS, LLC	010212940000670	430	0.00	658.09
01 - GENERAL	A101.00	373261	12/11/19	01012	BSN SPORTS, LLC	01021291000280	R619	0.00	1,515.37

01 - GENERAL	A101.00	373262	12/11/19	27717	CATALYST SOURCING S	01005110000000	305	0.00	209.99
01 - GENERAL	A101.00	373262	12/11/19	27717	CATALYST SOURCING S	01005810000000	305	0.00	325.00
01 - GENERAL	A101.00	373262	12/11/19	27717	CATALYST SOURCING S	01005105000000	305	0.00	985.00
01 - GENERAL	A101.00	373263	12/11/19	24945	CENTURYLINK	01005620000000	320	0.00	94.82
01 - GENERAL	A101.00	373263	12/11/19	24945	CENTURYLINK	01526810000000	320	0.00	164.51
01 - GENERAL	A101.00	373263	12/11/19	24945	CENTURYLINK	01005620000000	320	0.00	532.94
01 - GENERAL	A101.00	373264	12/11/19	27269	CHARTWELLS DINING S	01005640316174	490	0.00	378.50
01 - GENERAL	A101.00	373264	12/11/19	27269	CHARTWELLS DINING S	01005010000000	490	0.00	416.11
01 - GENERAL	A101.00	373264	12/11/19	27269	CHARTWELLS DINING S	01021211000000	490	0.00	21.00
01 - GENERAL	A101.00	373264	12/11/19	27269	CHARTWELLS DINING S	01021211305000	490	0.00	40.00
01 - GENERAL	A101.00	373264	12/11/19	27269	CHARTWELLS DINING S	01021211305000	490	0.00	40.00
01 - GENERAL	A101.00	373264	12/11/19	27269	CHARTWELLS DINING S	01005640316000	490	0.00	48.50
01 - GENERAL	A101.00	373264	12/11/19	27269	CHARTWELLS DINING S	01005400000000	490	0.00	62.98
01 - GENERAL	A101.00	373264	12/11/19	27269	CHARTWELLS DINING S	01005640316000	490	0.00	68.35
01 - GENERAL	A101.00	373264	12/11/19	27269	CHARTWELLS DINING S	01005640316000	490	0.00	87.80
01 - GENERAL	A101.00	373264	12/11/19	27269	CHARTWELLS DINING S	01005010000000	490	0.00	97.31
01 - GENERAL	A101.00	373264	12/11/19	27269	CHARTWELLS DINING S	01005010000000	490	0.00	97.31
01 - GENERAL	A101.00	373264	12/11/19	27269	CHARTWELLS DINING S	01005640316174	490	0.00	104.60
01 - GENERAL	A101.00	373264	12/11/19	27269	CHARTWELLS DINING S	01005640316000	490	0.00	180.00
01 - GENERAL	A101.00	373265	12/11/19	30635	CINTAS	01009760720000	305	0.00	49.27
01 - GENERAL	A101.00	373265	12/11/19	30635	CINTAS	01009760720000	305	0.00	49.27
01 - GENERAL	A101.00	373267	12/11/19	31541	DAVID RIVERA	01021294000654	302	0.00	79.00
01 - GENERAL	A101.00	373268	12/11/19	17950	DELEGARD TOOL COMPA	01009760720000	350	0.00	24.81
01 - GENERAL	A101.00	373268	12/11/19	17950	DELEGARD TOOL COMPA	01009760720000	350	0.00	115.68
01 - GENERAL	A101.00	373268	12/11/19	17950	DELEGARD TOOL COMPA	01009760720000	350	0.00	127.58
01 - GENERAL	A101.00	373268	12/11/19	17950	DELEGARD TOOL COMPA	01009760720000	350	0.00	161.25
01 - GENERAL	A101.00	373269	12/11/19	21013	SHRED RIGHT	01535412419000	401	0.00	15.00
01 - GENERAL	A101.00	373270	12/11/19	13063	ECM PUBLISHERS INC	01005110000000	305	0.00	17.85
01 - GENERAL	A101.00	373270	12/11/19	13063	ECM PUBLISHERS INC	01005110000000	305	0.00	303.45
01 - GENERAL	A101.00	373271	12/11/19	20505	EDUCATION LOGISTICS	01009760720000	320	0.00	1,378.62
01 - GENERAL	A101.00	373272	12/11/19	24575	EDUCATORS BENEFIT C	01005110000000	305	0.00	567.39
01 - GENERAL	A101.00	373274	12/11/19	28966	FACTORY MOTOR PARTS	01009760720000	402	0.00	7.50
01 - GENERAL	A101.00	373275	12/11/19	30472	FESTIVITIES EVENT R	01005218388000	366	0.00	497.00
01 - GENERAL	A101.00	373276	12/11/19	25849	SHRED-IT USA	01019211000000	305	0.00	241.39
01 - GENERAL	A101.00	373277	12/11/19	02490	FOLLETT SCHOOL SOLU	01020211000000	460	0.00	540.00
01 - GENERAL	A101.00	373278	12/11/19	21514	GENERAL PARTS LLC	01526203000000	350	0.00	231.02
01 - GENERAL	A101.00	373279	12/11/19	09346	GRAINGER	01009760720000	350	0.00	17.83
01 - GENERAL	A101.00	373279	12/11/19	09346	GRAINGER	01009760720000	350	0.00	32.13
01 - GENERAL	A101.00	373279	12/11/19	09346	GRAINGER	01009760720000	350	0.00	52.56
01 - GENERAL	A101.00	373280	12/11/19	30209	GRAINGER	01005865363000	401	0.00	4.33
01 - GENERAL	A101.00	373281	12/11/19	00296	GROTH MUSIC COMPANY	01527203000054	430	0.00	(404.10)
01 - GENERAL	A101.00	373281	12/11/19	00296	GROTH MUSIC COMPANY	01019291000252	430	0.00	7.50

01 - GENERAL	A101.00	373281	12/11/19	00296	GROTH MUSIC COMPANY	01527203000054	430	0.00	372.70
01 - GENERAL	A101.00	373281	12/11/19	00296	GROTH MUSIC COMPANY	01527258000000	430	0.00	752.44
01 - GENERAL	A101.00	373282	12/11/19	31851	GWENDOLYN P JACKSON	01005211313000	305	0.00	675.00
01 - GENERAL	A101.00	373282	12/11/19	31851	GWENDOLYN P JACKSON	01005211313000	305	0.00	675.00
01 - GENERAL	A101.00	373282	12/11/19	31851	GWENDOLYN P JACKSON	01005211313000	305	0.00	1,050.00
01 - GENERAL	A101.00	373282	12/11/19	31851	GWENDOLYN P JACKSON	01005211313000	305	0.00	1,050.00
01 - GENERAL	A101.00	373283	12/11/19	31226	HENNEPIN COUNTY TRE	01005199000000	305	0.00	5,323.13
01 - GENERAL	A101.00	373286	12/11/19	03263	HOGLUND BUS AND TRU	01009760720000	402	0.00	213.50
01 - GENERAL	A101.00	373286	12/11/19	03263	HOGLUND BUS AND TRU	01009760720000	402	0.00	267.26
01 - GENERAL	A101.00	373286	12/11/19	03263	HOGLUND BUS AND TRU	01009760720000	402	0.00	389.38
01 - GENERAL	A101.00	373287	12/11/19	20605	INNOVATIVE OFFICE S	01005105000000	401	0.00	137.24
01 - GENERAL	A101.00	373287	12/11/19	20605	INNOVATIVE OFFICE S	01019050000000	401	0.00	12.46
01 - GENERAL	A101.00	373287	12/11/19	20605	INNOVATIVE OFFICE S	01019050000000	401	0.00	10.66
01 - GENERAL	A101.00	373287	12/11/19	20605	INNOVATIVE OFFICE S	01019050000000	401	0.00	13.10
01 - GENERAL	A101.00	373287	12/11/19	20605	INNOVATIVE OFFICE S	01019050000000	401	0.00	31.60
01 - GENERAL	A101.00	373287	12/11/19	20605	INNOVATIVE OFFICE S	01019050000000	401	0.00	47.52
01 - GENERAL	A101.00	373287	12/11/19	20605	INNOVATIVE OFFICE S	01019050000000	401	0.00	19.74
01 - GENERAL	A101.00	373287	12/11/19	20605	INNOVATIVE OFFICE S	01019050000000	401	0.00	14.45
01 - GENERAL	A101.00	373287	12/11/19	20605	INNOVATIVE OFFICE S	01019050000000	401	0.00	19.38
01 - GENERAL	A101.00	373287	12/11/19	20605	INNOVATIVE OFFICE S	01019050000000	401	0.00	35.58
01 - GENERAL	A101.00	373287	12/11/19	20605	INNOVATIVE OFFICE S	01019050000000	401	0.00	6.42
01 - GENERAL	A101.00	373287	12/11/19	20605	INNOVATIVE OFFICE S	01019050000000	401	0.00	8.11
01 - GENERAL	A101.00	373287	12/11/19	20605	INNOVATIVE OFFICE S	01019050000000	401	0.00	64.46
01 - GENERAL	A101.00	373287	12/11/19	20605	INNOVATIVE OFFICE S	01019050000000	401	0.00	106.08
01 - GENERAL	A101.00	373287	12/11/19	20605	INNOVATIVE OFFICE S	01019050000000	401	0.00	28.80
01 - GENERAL	A101.00	373288	12/11/19	12665	JESSEN PRESS INC	01005810000000	401	0.00	46.00
01 - GENERAL	A101.00	373289	12/11/19	09728	JW PEPPER & SON INC	01020258000250	430	0.00	3.00
01 - GENERAL	A101.00	373290	12/11/19	31765	KELLY SERVICES, INC	01005110000000	305	0.00	762.09
01 - GENERAL	A101.00	373291	12/11/19	22894	KENDELL DOORS & HAR	01526810000000	350	0.00	739.77
01 - GENERAL	A101.00	373292	12/11/19	31871	KIAH SCHAEFFER	01020291000256	305	0.00	750.00
01 - GENERAL	A101.00	373293	12/11/19	19833	KNUTSON FLYNN & DEA	01005199000000	305	0.00	440.00
01 - GENERAL	A101.00	373294	12/11/19	26066	MAC TOOLS DISTRIBUT	01009760720000	350	0.00	11.98
01 - GENERAL	A101.00	373295	12/11/19	31088	MATSON HOLDING,INC	01009760720000	350	0.00	53.99
01 - GENERAL	A101.00	373295	12/11/19	31088	MATSON HOLDING,INC	01009760720000	350	0.00	93.85
01 - GENERAL	A101.00	373296	12/11/19	30024	MENARDS - EDEN PRAI	01009760720000	350	0.00	93.69
01 - GENERAL	A101.00	373296	12/11/19	30024	MENARDS - EDEN PRAI	01009760720000	350	0.00	89.89
01 - GENERAL	A101.00	373297	12/11/19	24523	MESSERLI & KRAMER P	01	L215.08	0.00	328.76
01 - GENERAL	A101.00	373298	12/11/19	31567	MIDAMERICA ADMIN &R	01	L215.51	0.00	36.00
01 - GENERAL	A101.00	373299	12/11/19	22660	MIDWEST BUS PARTS I	01009760720000	402	0.00	493.50
01 - GENERAL	A101.00	373299	12/11/19	22660	MIDWEST BUS PARTS I	01009760720000	402	0.00	202.47
01 - GENERAL	A101.00	373300	12/11/19	12079	MINNESOTA DEPARTMEN	01005110000000	366	0.00	90.00
01 - GENERAL	A101.00	373301	12/11/19	25610	MOTG-MINNESOTA OFFI	01009760720000	401	0.00	6.12

01 - GENERAL	A101.00	373302	12/11/19	21406	MINNESOTA SCHOOL EM	01	L215.08	0.00	1,635.38
01 - GENERAL	A101.00	373303	12/11/19	10755	MN DEPT OF LABOR AN	01005810000000	820	0.00	30.00
01 - GENERAL	A101.00	373303	12/11/19	10755	MN DEPT OF LABOR AN	01005810000000	820	0.00	100.00
01 - GENERAL	A101.00	373303	12/11/19	10755	MN DEPT OF LABOR AN	01005810000000	820	0.00	200.00
01 - GENERAL	A101.00	373303	12/11/19	10755	MN DEPT OF LABOR AN	01005810000000	820	0.00	30.00
01 - GENERAL	A101.00	373303	12/11/19	10755	MN DEPT OF LABOR AN	01005810000000	820	0.00	30.00
01 - GENERAL	A101.00	373303	12/11/19	10755	MN DEPT OF LABOR AN	01005810000000	820	0.00	40.00
01 - GENERAL	A101.00	373303	12/11/19	10755	MN DEPT OF LABOR AN	01005810000000	820	0.00	50.00
01 - GENERAL	A101.00	373303	12/11/19	10755	MN DEPT OF LABOR AN	01005810000000	820	0.00	50.00
01 - GENERAL	A101.00	373303	12/11/19	10755	MN DEPT OF LABOR AN	01005810000000	820	0.00	70.00
01 - GENERAL	A101.00	373303	12/11/19	10755	MN DEPT OF LABOR AN	01005810000000	820	0.00	90.00
01 - GENERAL	A101.00	373304	12/11/19	16178	MOORHEAD MACHINERY	01008810000000	350	0.00	3,092.98
01 - GENERAL	A101.00	373304	12/11/19	16178	MOORHEAD MACHINERY	01008810000000	350	0.00	3,300.00
01 - GENERAL	A101.00	373305	12/11/19	31870	NICOLE LYN CAMPBELL	01021291000254	302	0.00	70.00
01 - GENERAL	A101.00	373306	12/11/19	04661	OFFICE DEPOT INC	01526203000000	401	0.00	7.74
01 - GENERAL	A101.00	373306	12/11/19	04661	OFFICE DEPOT INC	01526203000000	401	0.00	131.08
01 - GENERAL	A101.00	373308	12/11/19	28451	ORKIN, 546-ST.PAUL	01005810000000	305	0.00	65.00
01 - GENERAL	A101.00	373308	12/11/19	28451	ORKIN, 546-ST.PAUL	01005810000000	305	0.00	65.00
01 - GENERAL	A101.00	373308	12/11/19	28451	ORKIN, 546-ST.PAUL	01005810000000	305	0.00	65.00
01 - GENERAL	A101.00	373308	12/11/19	28451	ORKIN, 546-ST.PAUL	01005810000000	305	0.00	65.00
01 - GENERAL	A101.00	373308	12/11/19	28451	ORKIN, 546-ST.PAUL	01005810000000	305	0.00	65.00
01 - GENERAL	A101.00	373308	12/11/19	28451	ORKIN, 546-ST.PAUL	01005810000000	305	0.00	65.00
01 - GENERAL	A101.00	373308	12/11/19	28451	ORKIN, 546-ST.PAUL	01005810000000	305	0.00	65.00
01 - GENERAL	A101.00	373308	12/11/19	28451	ORKIN, 546-ST.PAUL	01005810000000	305	0.00	80.00
01 - GENERAL	A101.00	373308	12/11/19	28451	ORKIN, 546-ST.PAUL	01005810000000	305	0.00	80.00
01 - GENERAL	A101.00	373308	12/11/19	28451	ORKIN, 546-ST.PAUL	01005810000000	305	0.00	80.00
01 - GENERAL	A101.00	373308	12/11/19	28451	ORKIN, 546-ST.PAUL	01005810000000	305	0.00	80.00
01 - GENERAL	A101.00	373308	12/11/19	28451	ORKIN, 546-ST.PAUL	01005810000000	305	0.00	95.00
01 - GENERAL	A101.00	373308	12/11/19	28451	ORKIN, 546-ST.PAUL	01005810000000	305	0.00	95.00
01 - GENERAL	A101.00	373308	12/11/19	28451	ORKIN, 546-ST.PAUL	01005810000000	305	0.00	120.00
01 - GENERAL	A101.00	373308	12/11/19	28451	ORKIN, 546-ST.PAUL	01005810000000	305	0.00	200.00
01 - GENERAL	A101.00	373308	12/11/19	28451	ORKIN, 546-ST.PAUL	01005810000000	305	0.00	55.00
01 - GENERAL	A101.00	373308	12/11/19	28451	ORKIN, 546-ST.PAUL	01005810000000	305	0.00	55.00
01 - GENERAL	A101.00	373308	12/11/19	28451	ORKIN, 546-ST.PAUL	01005810000000	305	0.00	60.00
01 - GENERAL	A101.00	373308	12/11/19	28451	ORKIN, 546-ST.PAUL	01005810000000	305	0.00	60.00
01 - GENERAL	A101.00	373308	12/11/19	28451	ORKIN, 546-ST.PAUL	01005810000000	305	0.00	65.00
01 - GENERAL	A101.00	373308	12/11/19	28451	ORKIN, 546-ST.PAUL	01005810000000	305	0.00	65.00
01 - GENERAL	A101.00	373309	12/11/19	30021	PERFORMANT NATIONAL	01	L215.13	0.00	304.12
01 - GENERAL	A101.00	373310	12/11/19	30930	PLANSOURCE	01005110000000	305	0.00	8,213.95
01 - GENERAL	A101.00	373311	12/11/19	22996	RJ MECHANICAL INC	01021810000000	350	0.00	1,842.50

01 - GENERAL	A101.00	373312	12/11/19	10684	ROBERT B HILL CO	01021810000000	401	0.00	335.40
01 - GENERAL	A101.00	373313	12/11/19	26418	ROSAMARIA CAMPBELL	01005219317000	358	0.00	240.00
01 - GENERAL	A101.00	373313	12/11/19	26418	ROSAMARIA CAMPBELL	01005420419000	358	0.00	40.00
01 - GENERAL	A101.00	373314	12/11/19	15238	ROTARY CLUB OF EDIN	01005630000000	820	0.00	335.00
01 - GENERAL	A101.00	373315	12/11/19	26495	RUPP ANDERSON SQUIR	01005105000000	307	0.00	4,621.00
01 - GENERAL	A101.00	373315	12/11/19	26495	RUPP ANDERSON SQUIR	01005110000000	307	0.00	5,790.60
01 - GENERAL	A101.00	373316	12/11/19	06922	SCHOOL SERVICE EMPL	01	L215.08	0.00	2,933.23
01 - GENERAL	A101.00	373317	12/11/19	09066	SCHOOL SPECIALTY IN	01019211000093	430	0.00	49.57
01 - GENERAL	A101.00	373318	12/11/19	23880	SCHOOL STATIONERS C	01533203000000	430	0.00	254.52
01 - GENERAL	A101.00	373319	12/11/19	13535	SPOK	01005810000000	320	0.00	4.61
01 - GENERAL	A101.00	373320	12/11/19	27288	ST PAUL STAMP WORKS	01005110000000	401	0.00	17.55
01 - GENERAL	A101.00	373320	12/11/19	27288	ST PAUL STAMP WORKS	01005110000000	401	0.00	17.55
01 - GENERAL	A101.00	373320	12/11/19	27288	ST PAUL STAMP WORKS	01005110000000	401	0.00	4.45
01 - GENERAL	A101.00	373322	12/11/19	11080	SUPER DUPER PUBLICA	01532401740000	433	0.00	11.16
01 - GENERAL	A101.00	373322	12/11/19	11080	SUPER DUPER PUBLICA	01532401740000	433	0.00	11.96
01 - GENERAL	A101.00	373322	12/11/19	11080	SUPER DUPER PUBLICA	01532401740000	433	0.00	11.99
01 - GENERAL	A101.00	373322	12/11/19	11080	SUPER DUPER PUBLICA	01532401740000	433	0.00	17.56
01 - GENERAL	A101.00	373322	12/11/19	11080	SUPER DUPER PUBLICA	01532401740000	433	0.00	7.50
01 - GENERAL	A101.00	373323	12/11/19	26581	THE MCDOWELL AGENCY	01	L215.03	0.00	1,741.05
01 - GENERAL	A101.00	373324	12/11/19	30780	THE REINALT-THOMAS	01009760720000	402	0.00	952.12
01 - GENERAL	A101.00	373325	12/11/19	23012	THE WORKS MUSEUM	01526203000240	369	0.00	1,380.00
01 - GENERAL	A101.00	373326	12/11/19	14570	SOURCEWELL TECHNOLO	01005630000000	366	0.00	399.00
01 - GENERAL	A101.00	373328	12/11/19	27819	T-MOBILE	01529810000000	320	0.00	25.04
01 - GENERAL	A101.00	373328	12/11/19	27819	T-MOBILE	01533050000000	320	0.00	25.04
01 - GENERAL	A101.00	373328	12/11/19	27819	T-MOBILE	01019050000000	320	0.00	25.04
01 - GENERAL	A101.00	373328	12/11/19	27819	T-MOBILE	01020050000000	320	0.00	25.04
01 - GENERAL	A101.00	373328	12/11/19	27819	T-MOBILE	01020810000000	320	0.00	37.34
01 - GENERAL	A101.00	373328	12/11/19	27819	T-MOBILE	01529050000000	320	0.00	37.34
01 - GENERAL	A101.00	373328	12/11/19	27819	T-MOBILE	01021050000000	320	0.00	37.34
01 - GENERAL	A101.00	373328	12/11/19	27819	T-MOBILE	01528810000000	320	0.00	37.34
01 - GENERAL	A101.00	373328	12/11/19	27819	T-MOBILE	01532810000000	320	0.00	37.34
01 - GENERAL	A101.00	373328	12/11/19	27819	T-MOBILE	01526810000000	320	0.00	38.36
01 - GENERAL	A101.00	373328	12/11/19	27819	T-MOBILE	01019810000000	320	0.00	38.36
01 - GENERAL	A101.00	373328	12/11/19	27819	T-MOBILE	01532050000000	320	0.00	43.93
01 - GENERAL	A101.00	373328	12/11/19	27819	T-MOBILE	01005420419000	320	0.00	56.23
01 - GENERAL	A101.00	373328	12/11/19	27819	T-MOBILE	01526050000000	320	0.00	25.04
01 - GENERAL	A101.00	373328	12/11/19	27819	T-MOBILE	01527050000000	320	0.00	25.04
01 - GENERAL	A101.00	373328	12/11/19	27819	T-MOBILE	01005420419000	320	0.00	63.55
01 - GENERAL	A101.00	373328	12/11/19	27819	T-MOBILE	01005810000000	320	0.00	69.55
01 - GENERAL	A101.00	373328	12/11/19	27819	T-MOBILE	01005810000000	320	0.00	100.74
01 - GENERAL	A101.00	373328	12/11/19	27819	T-MOBILE	01021810000000	320	0.00	325.92
01 - GENERAL	A101.00	373328	12/11/19	27819	T-MOBILE	01005630000000	320	0.00	678.91

01 - GENERAL	A101.00	373328	12/11/19	27819	T-MOBILE	01009760720000	320	0.00	804.20
01 - GENERAL	A101.00	373328	12/11/19	27819	T-MOBILE	01527810000000	320	0.00	19.47
01 - GENERAL	A101.00	373328	12/11/19	27819	T-MOBILE	01528050000000	320	0.00	25.04
01 - GENERAL	A101.00	373329	12/11/19	24005	TRUCK UTILITIES INC	01009760720000	351	0.00	268.20
01 - GENERAL	A101.00	373330	12/11/19	14932	WASTE MANAGEMENT OF	01009760720000	332	0.00	67.38
01 - GENERAL	A101.00	373330	12/11/19	14932	WASTE MANAGEMENT OF	01533810000000	332	0.00	292.68
01 - GENERAL	A101.00	373330	12/11/19	14932	WASTE MANAGEMENT OF	01529810000000	440	0.00	345.31
01 - GENERAL	A101.00	373330	12/11/19	14932	WASTE MANAGEMENT OF	01532810000000	332	0.00	431.17
01 - GENERAL	A101.00	373330	12/11/19	14932	WASTE MANAGEMENT OF	01527810000000	332	0.00	540.49
01 - GENERAL	A101.00	373330	12/11/19	14932	WASTE MANAGEMENT OF	01526810000000	332	0.00	576.32
01 - GENERAL	A101.00	373330	12/11/19	14932	WASTE MANAGEMENT OF	01528810000000	332	0.00	593.66
01 - GENERAL	A101.00	373330	12/11/19	14932	WASTE MANAGEMENT OF	01019810000000	332	0.00	858.74
01 - GENERAL	A101.00	373330	12/11/19	14932	WASTE MANAGEMENT OF	01008810000000	332	0.00	1,037.68
01 - GENERAL	A101.00	373330	12/11/19	14932	WASTE MANAGEMENT OF	01020810000000	440	0.00	1,062.12
01 - GENERAL	A101.00	373330	12/11/19	14932	WASTE MANAGEMENT OF	01021810000000	332	0.00	2,903.44
01 - GENERAL	A101.00	373331	12/11/19	24966	WEX BANK	01009760720000	441	0.00	3,375.59
01 - GENERAL	A101.00	373332	12/11/19	25308	WOLD ARCHITECTS & E	01526865368000	305	0.00	145.59
01 - GENERAL	A101.00	373332	12/11/19	25308	WOLD ARCHITECTS & E	01528865368000	305	0.00	145.60
01 - GENERAL	A101.00	373332	12/11/19	25308	WOLD ARCHITECTS & E	01021865368000	305	0.00	145.60
01 - GENERAL	A101.00	373332	12/11/19	25308	WOLD ARCHITECTS & E	01527865368000	305	0.00	145.60
01 - GENERAL	A101.00	373332	12/11/19	25308	WOLD ARCHITECTS & E	01526865380000	305	0.00	262.40
01 - GENERAL	A101.00	373332	12/11/19	25308	WOLD ARCHITECTS & E	01008865384000	305	0.00	3,621.71
01 - GENERAL	A101.00	373332	12/11/19	25308	WOLD ARCHITECTS & E	01020865384000	305	0.00	13,718.07
01 - GENERAL	A101.00	373332	12/11/19	25308	WOLD ARCHITECTS & E	01008865384000	305	0.00	129,105.44
01 - GENERAL	A101.00	373332	12/11/19	25308	WOLD ARCHITECTS & E	01020865384000	305	0.00	129,526.80
01 - GENERAL	A101.00	373333	12/11/19	05410	XCEL ENERGY	01533810000000	330	0.00	2,625.04
01 - GENERAL	A101.00	373333	12/11/19	05410	XCEL ENERGY	01528810000000	330	0.00	2,691.62
01 - GENERAL	A101.00	373333	12/11/19	05410	XCEL ENERGY	01529810000000	330	0.00	2,857.14
01 - GENERAL	A101.00	373333	12/11/19	05410	XCEL ENERGY	01527810000000	330	0.00	3,175.65
01 - GENERAL	A101.00	373333	12/11/19	05410	XCEL ENERGY	01526810000000	330	0.00	3,297.92
01 - GENERAL	A101.00	373333	12/11/19	05410	XCEL ENERGY	01532810000000	330	0.00	3,533.12
01 - GENERAL	A101.00	373333	12/11/19	05410	XCEL ENERGY	01020810000000	330	0.00	7,120.07
01 - GENERAL	A101.00	373333	12/11/19	05410	XCEL ENERGY	01008810000000	330	0.00	9,306.98
01 - GENERAL	A101.00	373333	12/11/19	05410	XCEL ENERGY	01019810000000	330	0.00	9,718.41
01 - GENERAL	A101.00	373333	12/11/19	05410	XCEL ENERGY	01021810000000	330	0.00	20,720.52
01 - GENERAL	A101.00	373334	12/11/19	16906	YOUTH FRONTIERS INC	01020211000240	305	0.00	6,140.00
01 - GENERAL	A101.00	373335	12/11/19	19656	ZIEBART	01009760720000	351	0.00	552.45
01 - GENERAL	A101.00	373337	12/18/19	28258	AMERICAN MAILING MA	01019050000000	401	0.00	272.42
01 - GENERAL	A101.00	373337	12/18/19	28258	AMERICAN MAILING MA	01008105000000	401	0.00	73.32
01 - GENERAL	A101.00	373338	12/18/19	00402	APPLE INC	01005420419000	456	0.00	2,940.00
01 - GENERAL	A101.00	373339	12/18/19	31827	ARIANA MASHAD	01021291000262	430	0.00	17.98
01 - GENERAL	A101.00	373340	12/18/19	31873	ARMSTRONG BOYS' X C	01021294000653	369	0.00	94.50

01 - GENERAL	A101.00	373342	12/18/19	26064	BAYADA HOME HEALTH	01005416723000	394	0.00	50.00
01 - GENERAL	A101.00	373342	12/18/19	26064	BAYADA HOME HEALTH	01005416723000	394	0.00	115.00
01 - GENERAL	A101.00	373342	12/18/19	26064	BAYADA HOME HEALTH	01005416723000	394	0.00	150.00
01 - GENERAL	A101.00	373342	12/18/19	26064	BAYADA HOME HEALTH	01005416740000	394	0.00	675.00
01 - GENERAL	A101.00	373342	12/18/19	26064	BAYADA HOME HEALTH	01005416740000	394	0.00	750.00
01 - GENERAL	A101.00	373342	12/18/19	26064	BAYADA HOME HEALTH	01005416740000	394	0.00	1,507.50
01 - GENERAL	A101.00	373342	12/18/19	26064	BAYADA HOME HEALTH	01005416723000	394	0.00	90.00
01 - GENERAL	A101.00	373342	12/18/19	26064	BAYADA HOME HEALTH	01005416723000	394	0.00	180.00
01 - GENERAL	A101.00	373342	12/18/19	26064	BAYADA HOME HEALTH	01005416740000	394	0.00	360.00
01 - GENERAL	A101.00	373342	12/18/19	26064	BAYADA HOME HEALTH	01005416740000	394	0.00	1,125.00
01 - GENERAL	A101.00	373343	12/18/19	30131	BIFFS, INC.	01021292000000	305	0.00	44.82
01 - GENERAL	A101.00	373344	12/18/19	00911	CITY OF EDINA - BRA	01021850302000	370	0.00	12,728.00
01 - GENERAL	A101.00	373344	12/18/19	00911	CITY OF EDINA - BRA	01021850302000	370	0.00	15,398.59
01 - GENERAL	A101.00	373345	12/18/19	21085	BROOKES PUBLISHING	01005401740000	433	0.00	149.95
01 - GENERAL	A101.00	373345	12/18/19	21085	BROOKES PUBLISHING	01005401740000	433	0.00	19.49
01 - GENERAL	A101.00	373346	12/18/19	30440	CENTER FOR EDUCATIO	01005420740000	401	0.00	164.95
01 - GENERAL	A101.00	373347	12/18/19	15056	CENTERPOINT ENERGY	01533810000000	440	0.00	2,443.67
01 - GENERAL	A101.00	373347	12/18/19	15056	CENTERPOINT ENERGY	01019810000000	440	0.00	5,960.32
01 - GENERAL	A101.00	373347	12/18/19	15056	CENTERPOINT ENERGY	01021810000000	440	0.00	6,107.05
01 - GENERAL	A101.00	373347	12/18/19	15056	CENTERPOINT ENERGY	01020810000000	440	0.00	7,186.90
01 - GENERAL	A101.00	373347	12/18/19	15056	CENTERPOINT ENERGY	01008810000000	440	0.00	8,663.93
01 - GENERAL	A101.00	373348	12/18/19	24945	CENTURYLINK	01020810000000	320	0.00	122.17
01 - GENERAL	A101.00	373348	12/18/19	24945	CENTURYLINK	01009760720000	320	0.00	127.82
01 - GENERAL	A101.00	373348	12/18/19	24945	CENTURYLINK	01526810000000	320	0.00	137.70
01 - GENERAL	A101.00	373348	12/18/19	24945	CENTURYLINK	01005620000000	320	0.00	260.00
01 - GENERAL	A101.00	373348	12/18/19	24945	CENTURYLINK	01005620000000	320	0.00	540.00
01 - GENERAL	A101.00	373348	12/18/19	24945	CENTURYLINK	01528810000000	320	0.00	9.43
01 - GENERAL	A101.00	373348	12/18/19	24945	CENTURYLINK	01527810000000	320	0.00	25.49
01 - GENERAL	A101.00	373348	12/18/19	24945	CENTURYLINK	01532810000000	320	0.00	52.33
01 - GENERAL	A101.00	373348	12/18/19	24945	CENTURYLINK	01005620000000	320	0.00	89.00
01 - GENERAL	A101.00	373349	12/18/19	31877	CERTAPRO PAINTERS-S	01021810000000	350	0.00	873.30
01 - GENERAL	A101.00	373350	12/18/19	31874	CHARLES MORRILL	01532258000000	430	0.00	192.30
01 - GENERAL	A101.00	373352	12/18/19	16961	CHASKA HIGH SCHOOL	010212960000671	369	0.00	290.00
01 - GENERAL	A101.00	373353	12/18/19	31878	CITY OF EDINA	01005010000000	305	0.00	256.50
01 - GENERAL	A101.00	373354	12/18/19	26773	COMBINED INSURANCE	01	L215.25	0.00	3,410.65
01 - GENERAL	A101.00	373354	12/18/19	26773	COMBINED INSURANCE	01	L215.25	0.00	3,800.28
01 - GENERAL	A101.00	373355	12/18/19	14886	COMO PARK ZOO & CON	01526203000240	369	0.00	375.00
01 - GENERAL	A101.00	373356	12/18/19	23845	COMO PLANETARIUM	01526203000240	369	0.00	690.00
01 - GENERAL	A101.00	373357	12/18/19	25244	DRAIN PRO PLUMBING	01021810000000	350	0.00	155.00
01 - GENERAL	A101.00	373358	12/18/19	24575	EDUCATORS BENEFIT C	01005110000000	305	0.00	100.00
01 - GENERAL	A101.00	373358	12/18/19	24575	EDUCATORS BENEFIT C	01005110000000	305	0.00	338.20
01 - GENERAL	A101.00	373359	12/18/19	30436	EKIN LLC	010212940000663	430	0.00	796.00

01 - GENERAL	A101.00	373359	12/18/19	30436	EKIN LLC	01021292000000	430	0.00	1,625.00
01 - GENERAL	A101.00	373361	12/18/19	25849	SHRED-IT USA	01526203000000	305	0.00	207.06
01 - GENERAL	A101.00	373363	12/18/19	30267	FORKLIFTS OF MINNES	010218100000810	401	0.00	83.43
01 - GENERAL	A101.00	373363	12/18/19	30267	FORKLIFTS OF MINNES	010218100000810	401	0.00	90.43
01 - GENERAL	A101.00	373363	12/18/19	30267	FORKLIFTS OF MINNES	010218100000810	401	0.00	95.43
01 - GENERAL	A101.00	373364	12/18/19	30242	FRASER CHILD AND FA	01005400000000	393	0.00	770.00
01 - GENERAL	A101.00	373365	12/18/19	22560	INTELLIGERE INC	01005420419000	368	0.00	50.00
01 - GENERAL	A101.00	373365	12/18/19	22560	INTELLIGERE INC	01005219317000	358	0.00	50.00
01 - GENERAL	A101.00	373365	12/18/19	22560	INTELLIGERE INC	01005219317000	358	0.00	677.50
01 - GENERAL	A101.00	373366	12/18/19	21514	GENERAL PARTS LLC	010198100000000	350	0.00	63.20
01 - GENERAL	A101.00	373367	12/18/19	31789	GILBERTO NIECO-BARR	010212960000663	302	0.00	132.00
01 - GENERAL	A101.00	373367	12/18/19	31789	GILBERTO NIECO-BARR	010212940000663	302	0.00	198.00
01 - GENERAL	A101.00	373369	12/18/19	23443	GRAPHIC EDGE	010192910000000	305	0.00	137.28
01 - GENERAL	A101.00	373370	12/18/19	16079	GRAPHIC SOURCE	010212920000000	430	0.00	725.00
01 - GENERAL	A101.00	373371	12/18/19	27788	GREATAMERICA FINANC	010192110000000	430	0.00	123.95
01 - GENERAL	A101.00	373371	12/18/19	27788	GREATAMERICA FINANC	010081050000000	329	0.00	184.95
01 - GENERAL	A101.00	373372	12/18/19	00296	GROTH MUSIC COMPANY	015262580000000	430	0.00	32.00
01 - GENERAL	A101.00	373372	12/18/19	00296	GROTH MUSIC COMPANY	01021291000251	430	0.00	318.00
01 - GENERAL	A101.00	373372	12/18/19	00296	GROTH MUSIC COMPANY	01021291000251	430	0.00	74.00
01 - GENERAL	A101.00	373372	12/18/19	00296	GROTH MUSIC COMPANY	01021291000251	430	0.00	81.00
01 - GENERAL	A101.00	373374	12/18/19	21315	HORIZON COMMERCIAL	010198100000815	401	0.00	1,736.70
01 - GENERAL	A101.00	373376	12/18/19	15481	INSTY-PRINTS	01021291000261	430	0.00	47.72
01 - GENERAL	A101.00	373378	12/18/19	03715	JERRY'S FOODS	010051050000000	490	0.00	213.07
01 - GENERAL	A101.00	373379	12/18/19	30236	JERRYS HARDWARE	010208100000810	401	0.00	15.99
01 - GENERAL	A101.00	373380	12/18/19	13917	JH LARSON COMPANY	010198100000000	350	0.00	410.13
01 - GENERAL	A101.00	373381	12/18/19	92417	JOHN PRIESTER	010212940000657	302	0.00	190.00
01 - GENERAL	A101.00	373382	12/18/19	06616	JOHNSON CONTROLS FI	01005865363000	305	0.00	1,892.96
01 - GENERAL	A101.00	373386	12/18/19	31765	KELLY SERVICES, INC	010051100000000	305	0.00	1,313.60
01 - GENERAL	A101.00	373388	12/18/19	23809	LIGHTNING PRINTING	01021291000250	430	0.00	89.08
01 - GENERAL	A101.00	373388	12/18/19	23809	LIGHTNING PRINTING	01021291000252	430	0.00	144.69
01 - GENERAL	A101.00	373388	12/18/19	23809	LIGHTNING PRINTING	01021291000250	430	0.00	241.67
01 - GENERAL	A101.00	373389	12/18/19	30326	M.I.S.T.	010059400000000	340	0.00	2,192.69
01 - GENERAL	A101.00	373391	12/18/19	11079	MASPA/STATE NEGOTIA	010051050000000	820	0.00	35.00
01 - GENERAL	A101.00	373393	12/18/19	09167	MENARDS - GOLDEN VA	015288100000820	401	0.00	63.44
01 - GENERAL	A101.00	373394	12/18/19	30024	MENARDS - EDEN PRAI	010208100000810	401	0.00	(15.76)
01 - GENERAL	A101.00	373394	12/18/19	30024	MENARDS - EDEN PRAI	010208100000810	401	0.00	1.90
01 - GENERAL	A101.00	373394	12/18/19	30024	MENARDS - EDEN PRAI	010208100000810	401	0.00	3.68
01 - GENERAL	A101.00	373394	12/18/19	30024	MENARDS - EDEN PRAI	015288100000820	401	0.00	11.94
01 - GENERAL	A101.00	373394	12/18/19	30024	MENARDS - EDEN PRAI	015328100000820	401	0.00	11.94
01 - GENERAL	A101.00	373394	12/18/19	30024	MENARDS - EDEN PRAI	015298100000820	401	0.00	11.94
01 - GENERAL	A101.00	373394	12/18/19	30024	MENARDS - EDEN PRAI	010208100000810	401	0.00	15.98
01 - GENERAL	A101.00	373394	12/18/19	30024	MENARDS - EDEN PRAI	010208100000810	401	0.00	18.30

01 - GENERAL	A101.00	373394	12/18/19	30024	MENARDS - EDEN PRAI	01020810000810	401	0.00	26.57
01 - GENERAL	A101.00	373394	12/18/19	30024	MENARDS - EDEN PRAI	01021291000256	430	0.00	31.46
01 - GENERAL	A101.00	373394	12/18/19	30024	MENARDS - EDEN PRAI	01009760720000	350	0.00	39.44
01 - GENERAL	A101.00	373394	12/18/19	30024	MENARDS - EDEN PRAI	01009760720000	350	0.00	47.97
01 - GENERAL	A101.00	373394	12/18/19	30024	MENARDS - EDEN PRAI	01021291000256	430	0.00	55.38
01 - GENERAL	A101.00	373394	12/18/19	30024	MENARDS - EDEN PRAI	01020810000810	401	0.00	115.98
01 - GENERAL	A101.00	373394	12/18/19	30024	MENARDS - EDEN PRAI	01009760720000	350	0.00	179.96
01 - GENERAL	A101.00	373394	12/18/19	30024	MENARDS - EDEN PRAI	01021291000256	430	0.00	24.77
01 - GENERAL	A101.00	373394	12/18/19	30024	MENARDS - EDEN PRAI	01021291000256	430	0.00	30.54
01 - GENERAL	A101.00	373394	12/18/19	30024	MENARDS - EDEN PRAI	01021291000256	430	0.00	34.95
01 - GENERAL	A101.00	373394	12/18/19	30024	MENARDS - EDEN PRAI	01021291000256	430	0.00	61.67
01 - GENERAL	A101.00	373394	12/18/19	30024	MENARDS - EDEN PRAI	01020810000810	401	0.00	41.46
01 - GENERAL	A101.00	373394	12/18/19	30024	MENARDS - EDEN PRAI	01021291000256	430	0.00	156.23
01 - GENERAL	A101.00	373395	12/18/19	18737	METRO SALES INC	01021292000000	305	0.00	98.00
01 - GENERAL	A101.00	373396	12/18/19	15375	MINNESOTA CLAY CO U	01019211000000	350	0.00	347.25
01 - GENERAL	A101.00	373397	12/18/19	25610	MOTG-MINNESOTA OFFI	01528203000000	430	0.00	638.57
01 - GENERAL	A101.00	373397	12/18/19	25610	MOTG-MINNESOTA OFFI	01526203000000	430	0.00	1,506.04
01 - GENERAL	A101.00	373397	12/18/19	25610	MOTG-MINNESOTA OFFI	01529050000000	401	0.00	133.67
01 - GENERAL	A101.00	373398	12/18/19	21406	MINNESOTA SCHOOL EM	01	L215.08	0.00	1,532.35
01 - GENERAL	A101.00	373399	12/18/19	10596	MINNESOTA STATE HIG	01021292000000	430	0.00	484.00
01 - GENERAL	A101.00	373400	12/18/19	26125	MN PEIP	01005203797000	291	0.00	40,678.74
01 - GENERAL	A101.00	373400	12/18/19	26125	MN PEIP	01	L215.20	0.00	665,046.22
01 - GENERAL	A101.00	373401	12/18/19	21732	MULTILINGUAL WORD I	01005219317000	358	0.00	431.75
01 - GENERAL	A101.00	373401	12/18/19	21732	MULTILINGUAL WORD I	01005790000000	358	0.00	262.00
01 - GENERAL	A101.00	373401	12/18/19	21732	MULTILINGUAL WORD I	01005420419000	358	0.00	99.00
01 - GENERAL	A101.00	373402	12/18/19	21956	THE MUSIC MART	01019258000250	430	0.00	77.56
01 - GENERAL	A101.00	373403	12/18/19	30434	NATIONAL CONSULTING	01020291000251	305	0.00	3,082.25
01 - GENERAL	A101.00	373404	12/18/19	27482	NATIONAL INSURANCE	01	L215.40	0.00	3,021.08
01 - GENERAL	A101.00	373404	12/18/19	27482	NATIONAL INSURANCE	01005203797000	291	0.00	4,130.58
01 - GENERAL	A101.00	373404	12/18/19	27482	NATIONAL INSURANCE	01	L215.30	0.00	13,457.17
01 - GENERAL	A101.00	373404	12/18/19	27482	NATIONAL INSURANCE	01	L215.30	0.00	14,584.16
01 - GENERAL	A101.00	373405	12/18/19	28217	NEW TRIER TOWNSHIP	01005020000000	366	0.00	1,966.10
01 - GENERAL	A101.00	373406	12/18/19	12279	NORCOSTCO INC	01021291000256	430	0.00	37.00
01 - GENERAL	A101.00	373406	12/18/19	12279	NORCOSTCO INC	01021291000256	430	0.00	81.40
01 - GENERAL	A101.00	373408	12/18/19	26001	OLYMPIC COMMUNICATI	01019211000000	350	0.00	2,470.00
01 - GENERAL	A101.00	373411	12/18/19	24673	PITNEY BOWES EASYPE	01005109000000	329	0.00	2,072.16
01 - GENERAL	A101.00	373412	12/18/19	15331	PRAIRIE ELECTRIC CO	01020211302000	530	0.00	1,341.07
01 - GENERAL	A101.00	373415	12/18/19	15873	REALLY GOOD STUFF I	01527203000052	430	0.00	35.04
01 - GENERAL	A101.00	373415	12/18/19	15873	REALLY GOOD STUFF I	01527203000052	430	0.00	68.99
01 - GENERAL	A101.00	373415	12/18/19	15873	REALLY GOOD STUFF I	01527203000052	430	0.00	51.59
01 - GENERAL	A101.00	373416	12/18/19	31129	RELATE COUNSELING C	01005400000000	394	0.00	2,880.00
01 - GENERAL	A101.00	373417	12/18/19	11526	RICOH USA INC	01005850302000	535	0.00	2,387.06

01 - GENERAL	A101.00	373417	12/18/19	11526	RICOH USA INC	01005850302000	535	0.00	2,436.08
01 - GENERAL	A101.00	373418	12/18/19	30018	RIVER BOTTOM PRODUC	01021291000261	430	0.00	500.00
01 - GENERAL	A101.00	373418	12/18/19	30018	RIVER BOTTOM PRODUC	01020291000256	305	0.00	1,935.00
01 - GENERAL	A101.00	373418	12/18/19	30018	RIVER BOTTOM PRODUC	01021291000250	305	0.00	200.00
01 - GENERAL	A101.00	373418	12/18/19	30018	RIVER BOTTOM PRODUC	01021291000256	430	0.00	265.00
01 - GENERAL	A101.00	373419	12/18/19	19546	RM DREYLING CONSTRU	01021292000000	430	0.00	2,200.00
01 - GENERAL	A101.00	373420	12/18/19	10684	ROBERT B HILL CO	01019810000000	350	0.00	360.88
01 - GENERAL	A101.00	373421	12/18/19	26418	ROSAMARIA CAMPBELL	01005420419000	358	0.00	80.00
01 - GENERAL	A101.00	373422	12/18/19	26674	RUSSELL SECURITY RE	01008810000000	350	0.00	160.00
01 - GENERAL	A101.00	373424	12/18/19	13425	SAM'S CLUB/SYNCHRON	01020250000000	430	0.00	126.57
01 - GENERAL	A101.00	373425	12/18/19	06400	SCHMITT MUSIC	01020258000252	430	0.00	14.49
01 - GENERAL	A101.00	373426	12/18/19	06922	SCHOOL SERVICE EMPL	01	L215.08	0.00	3,113.22
01 - GENERAL	A101.00	373427	12/18/19	09066	SCHOOL SPECIALTY IN	01533212000000	430	0.00	6.17
01 - GENERAL	A101.00	373427	12/18/19	09066	SCHOOL SPECIALTY IN	01533212000000	430	0.00	2,625.90
01 - GENERAL	A101.00	373427	12/18/19	09066	SCHOOL SPECIALTY IN	01019211000093	430	0.00	21.63
01 - GENERAL	A101.00	373427	12/18/19	09066	SCHOOL SPECIALTY IN	01019211000093	430	0.00	20.78
01 - GENERAL	A101.00	373427	12/18/19	09066	SCHOOL SPECIALTY IN	01019211000093	430	0.00	20.78
01 - GENERAL	A101.00	373427	12/18/19	09066	SCHOOL SPECIALTY IN	01019211000093	430	0.00	20.78
01 - GENERAL	A101.00	373427	12/18/19	09066	SCHOOL SPECIALTY IN	01019211000093	430	0.00	20.78
01 - GENERAL	A101.00	373427	12/18/19	09066	SCHOOL SPECIALTY IN	01527212000000	430	0.00	375.53
01 - GENERAL	A101.00	373428	12/18/19	21881	SHAMROCK GROUP	01021292000000	305	0.00	211.05
01 - GENERAL	A101.00	373429	12/18/19	28917	SPOO GINA	01005204414000	303	0.00	360.00
01 - GENERAL	A101.00	373429	12/18/19	28917	SPOO GINA	01005204414000	303	0.00	360.00
01 - GENERAL	A101.00	373430	12/18/19	11848	STAGES THEATRE COMP	01526203000240	369	0.00	954.00
01 - GENERAL	A101.00	373430	12/18/19	11848	STAGES THEATRE COMP	01529203000240	369	0.00	850.00
01 - GENERAL	A101.00	373431	12/18/19	31875	STATE OF WISCONSIN	01005420740000	305	0.00	395.56
01 - GENERAL	A101.00	373432	12/18/19	20827	SUCCESS BEYOND THE	01021291000295	305	0.00	1,470.00
01 - GENERAL	A101.00	373433	12/18/19	30096	SUMMIT COMPANIES	01005865363000	305	0.00	1,080.00
01 - GENERAL	A101.00	373435	12/18/19	28897	TONENETWORKS MUSIC THE	01005420740000	394	0.00	4,388.32
01 - GENERAL	A101.00	373436	12/18/19	31371	TOSHIBA FINANCIAL S	01005850302000	530	0.00	344.81
01 - GENERAL	A101.00	373437	12/18/19	31453	TRINITY 3 TECHNOLOG	01533203000091	401	0.00	385.00
01 - GENERAL	A101.00	373437	12/18/19	31453	TRINITY 3 TECHNOLOG	01021211000096	430	0.00	996.00
01 - GENERAL	A101.00	373438	12/18/19	27527	TWIN CITIES ORTHOPE	01021292000000	305	0.00	5,000.00
01 - GENERAL	A101.00	373439	12/18/19	26510	UNIVERSAL ATHLETIC	01021292000000	430	0.00	47.97
01 - GENERAL	A101.00	373439	12/18/19	26510	UNIVERSAL ATHLETIC	01021292000000	430	0.00	565.74
01 - GENERAL	A101.00	373439	12/18/19	26510	UNIVERSAL ATHLETIC	010212940000660	430	0.00	295.92
01 - GENERAL	A101.00	373440	12/18/19	23013	UNIVERSITY LANGUAGE	01005219317000	358	0.00	154.64
01 - GENERAL	A101.00	373440	12/18/19	23013	UNIVERSITY LANGUAGE	01005219317000	358	0.00	157.54
01 - GENERAL	A101.00	373440	12/18/19	23013	UNIVERSITY LANGUAGE	01005219317000	358	0.00	192.18
01 - GENERAL	A101.00	373440	12/18/19	23013	UNIVERSITY LANGUAGE	01005219317000	358	0.00	193.34
01 - GENERAL	A101.00	373440	12/18/19	23013	UNIVERSITY LANGUAGE	01005790000000	358	0.00	194.50
01 - GENERAL	A101.00	373440	12/18/19	23013	UNIVERSITY LANGUAGE	01005420740000	358	0.00	199.14

01 - GENERAL	A101.00	373440	12/18/19	23013	UNIVERSITY LANGUAGE	01005790000000	358	0.00	207.84
01 - GENERAL	A101.00	373440	12/18/19	23013	UNIVERSITY LANGUAGE	01005420740000	358	0.00	209.58
01 - GENERAL	A101.00	373440	12/18/19	23013	UNIVERSITY LANGUAGE	01005420740000	358	0.00	82.50
01 - GENERAL	A101.00	373444	12/18/19	31269	WEST 44TH STREET GR	01005109000000	305	0.00	1,615.00
01 - GENERAL	A101.00	373445	12/18/19	31733	WESTWOOD HILLS NATU	01526203000240	369	0.00	198.00
01 - GENERAL	A101.00	373445	12/18/19	31733	WESTWOOD HILLS NATU	01526203000240	369	0.00	310.50
01 - GENERAL	A101.00	373447	12/30/19	25650	SPORTS PRO LLC	01021292000000	305	0.00	1,385.00
01 - GENERAL	A101.00	373448	12/30/19	27554	AARON NEVILLE	01021294000657	302	0.00	144.00
01 - GENERAL	A101.00	373449	12/30/19	31739	ACHANTA VIVEKANANDA	01021294000663	302	0.00	68.50
01 - GENERAL	A101.00	373449	12/30/19	31739	ACHANTA VIVEKANANDA	01021296000663	302	0.00	68.50
01 - GENERAL	A101.00	373450	12/30/19	31912	ACTION OVERHEAD GAR	01005810000820	401	0.00	486.00
01 - GENERAL	A101.00	373451	12/30/19	31346	ADAM BEYER	01021296000657	302	0.00	136.00
01 - GENERAL	A101.00	373452	12/30/19	31365	ADAM KNUTSON	01021294000657	302	0.00	163.00
01 - GENERAL	A101.00	373453	12/30/19	31357	ALEJANDRO MENDOZA	01021296000657	302	0.00	133.00
01 - GENERAL	A101.00	373454	12/30/19	31903	ALEX MCCALL	01526203000240	369	0.00	86.19
01 - GENERAL	A101.00	373455	12/30/19	31844	ALISON FORD	01021291000284	430	0.00	72.87
01 - GENERAL	A101.00	373455	12/30/19	31844	ALISON FORD	01021291000284	430	0.00	179.80
01 - GENERAL	A101.00	373455	12/30/19	31844	ALISON FORD	01021291000284	430	0.00	6.99
01 - GENERAL	A101.00	373455	12/30/19	31844	ALISON FORD	01021291000284	430	0.00	18.77
01 - GENERAL	A101.00	373455	12/30/19	31844	ALISON FORD	01021291000284	430	0.00	37.50
01 - GENERAL	A101.00	373456	12/30/19	31141	ALLEN CALDWELL	01021291000284	430	0.00	325.59
01 - GENERAL	A101.00	373457	12/30/19	31892	ALLISON HELGREN	01021296000671	302	0.00	65.00
01 - GENERAL	A101.00	373458	12/30/19	31338	ANDERSON ACQUISITIO	01009760723000	360	0.00	1,654.00
01 - GENERAL	A101.00	373459	12/30/19	30892	ANDERSON-JOHNSON AS	01019865384000	305	0.00	1,932.00
01 - GENERAL	A101.00	373459	12/30/19	30892	ANDERSON-JOHNSON AS	01532865384000	305	0.00	12.00
01 - GENERAL	A101.00	373460	12/30/19	31883	ANDREW DEMORETT	01021294000651	302	0.00	79.00
01 - GENERAL	A101.00	373462	12/30/19	00500	ASTLEFORD INTERNATI	01009760720000	402	0.00	48.31
01 - GENERAL	A101.00	373463	12/30/19	28841	BARTA SCOTT	01021296000657	302	0.00	133.00
01 - GENERAL	A101.00	373464	12/30/19	26064	BAYADA HOME HEALTH	01005416723000	394	0.00	25.00
01 - GENERAL	A101.00	373464	12/30/19	26064	BAYADA HOME HEALTH	01005416723000	394	0.00	50.00
01 - GENERAL	A101.00	373464	12/30/19	26064	BAYADA HOME HEALTH	01005416740000	394	0.00	675.00
01 - GENERAL	A101.00	373464	12/30/19	26064	BAYADA HOME HEALTH	01005416740000	394	0.00	337.50
01 - GENERAL	A101.00	373464	12/30/19	26064	BAYADA HOME HEALTH	01005416723000	394	0.00	360.00
01 - GENERAL	A101.00	373464	12/30/19	26064	BAYADA HOME HEALTH	01005416723000	394	0.00	100.00
01 - GENERAL	A101.00	373464	12/30/19	26064	BAYADA HOME HEALTH	01005416723000	394	0.00	130.00
01 - GENERAL	A101.00	373464	12/30/19	26064	BAYADA HOME HEALTH	01005416723000	394	0.00	720.00
01 - GENERAL	A101.00	373464	12/30/19	26064	BAYADA HOME HEALTH	01005416740000	394	0.00	1,300.00
01 - GENERAL	A101.00	373464	12/30/19	26064	BAYADA HOME HEALTH	01005416740000	394	0.00	1,727.50
01 - GENERAL	A101.00	373465	12/30/19	01012	BSN SPORTS, LLC	01021292000000	430	0.00	1,012.00
01 - GENERAL	A101.00	373466	12/30/19	91325	BUMGARNER TERRY L	01021294000664	302	0.00	75.00
01 - GENERAL	A101.00	373467	12/30/19	91652	BURCH MARK	01021296000657	302	0.00	133.00
01 - GENERAL	A101.00	373468	12/30/19	31294	CARLYE VEER	01021296000657	302	0.00	157.00

01 - GENERAL	A101.00	373469	12/30/19	15056	CENTERPOINT ENERGY	01008810000000	440	0.00	426.86
01 - GENERAL	A101.00	373469	12/30/19	15056	CENTERPOINT ENERGY	01019810000000	440	0.00	563.62
01 - GENERAL	A101.00	373469	12/30/19	15056	CENTERPOINT ENERGY	01526810000000	440	0.00	2,568.63
01 - GENERAL	A101.00	373469	12/30/19	15056	CENTERPOINT ENERGY	01533810000000	440	0.00	120.40
01 - GENERAL	A101.00	373469	12/30/19	15056	CENTERPOINT ENERGY	01009760720000	440	0.00	1,056.45
01 - GENERAL	A101.00	373469	12/30/19	15056	CENTERPOINT ENERGY	01532810000000	440	0.00	1,629.00
01 - GENERAL	A101.00	373469	12/30/19	15056	CENTERPOINT ENERGY	01529810000000	440	0.00	2,128.75
01 - GENERAL	A101.00	373469	12/30/19	15056	CENTERPOINT ENERGY	01527810000000	440	0.00	2,283.00
01 - GENERAL	A101.00	373469	12/30/19	15056	CENTERPOINT ENERGY	01528810000000	440	0.00	2,544.87
01 - GENERAL	A101.00	373469	12/30/19	15056	CENTERPOINT ENERGY	01020810000000	440	0.00	713.73
01 - GENERAL	A101.00	373469	12/30/19	15056	CENTERPOINT ENERGY	01021810000000	440	0.00	767.94
01 - GENERAL	A101.00	373470	12/30/19	28690	CHABOT REBECCA ANNE	01021291000255	302	0.00	70.00
01 - GENERAL	A101.00	373471	12/30/19	16961	CHASKA HIGH SCHOOL	01021296000653	369	0.00	170.00
01 - GENERAL	A101.00	373473	12/30/19	18063	CHIP RAUTH	01021296000671	305	0.00	400.00
01 - GENERAL	A101.00	373474	12/30/19	90415	CHURCHILL LEE S.	01021294000651	302	0.00	90.00
01 - GENERAL	A101.00	373475	12/30/19	30635	CINTAS	01009760720000	305	0.00	49.27
01 - GENERAL	A101.00	373476	12/30/19	01231	CITY OF BLOOMINGTON	01005199000000	305	0.00	180.81
01 - GENERAL	A101.00	373477	12/30/19	01321	CITY OF EDINA	01526810000000	331	0.00	2,525.67
01 - GENERAL	A101.00	373477	12/30/19	01321	CITY OF EDINA	01532810000000	331	0.00	3,809.64
01 - GENERAL	A101.00	373477	12/30/19	01321	CITY OF EDINA	01020810000000	331	0.00	7,941.68
01 - GENERAL	A101.00	373477	12/30/19	01321	CITY OF EDINA	01021810000000	331	0.00	13,696.52
01 - GENERAL	A101.00	373478	12/30/19	15809	CONTINENTAL CLAY	01532212000000	430	0.00	181.62
01 - GENERAL	A101.00	373478	12/30/19	15809	CONTINENTAL CLAY	01532212000000	430	0.00	153.54
01 - GENERAL	A101.00	373478	12/30/19	15809	CONTINENTAL CLAY	01532212000000	430	0.00	103.30
01 - GENERAL	A101.00	373479	12/30/19	26399	CUSTOM HOSE TECH	01009760720000	351	0.00	74.10
01 - GENERAL	A101.00	373480	12/30/19	30459	DANIEL VOGT	01021294000651	302	0.00	79.00
01 - GENERAL	A101.00	373481	12/30/19	26819	DAVEY TREE EXPERT C	01005810000000	305	0.00	577.50
01 - GENERAL	A101.00	373481	12/30/19	26819	DAVEY TREE EXPERT C	01005810000000	305	0.00	577.50
01 - GENERAL	A101.00	373481	12/30/19	26819	DAVEY TREE EXPERT C	01005810000000	305	0.00	905.00
01 - GENERAL	A101.00	373481	12/30/19	26819	DAVEY TREE EXPERT C	01005810000000	305	0.00	1,500.00
01 - GENERAL	A101.00	373481	12/30/19	26819	DAVEY TREE EXPERT C	01005810000000	305	0.00	1,500.00
01 - GENERAL	A101.00	373482	12/30/19	17950	DELEGARD TOOL COMPA	01009760720000	350	0.00	26.79
01 - GENERAL	A101.00	373482	12/30/19	17950	DELEGARD TOOL COMPA	01009760720000	350	0.00	35.68
01 - GENERAL	A101.00	373483	12/30/19	01740	SCHOOL SPECIALTY IN	01019211000277	430	0.00	199.50
01 - GENERAL	A101.00	373484	12/30/19	12171	ECKROTH MUSIC	01005258000250	350	0.00	37.00
01 - GENERAL	A101.00	373484	12/30/19	12171	ECKROTH MUSIC	01005258000250	430	0.00	43.39
01 - GENERAL	A101.00	373485	12/30/19	13063	ECM PUBLISHERS INC	01005010000000	305	0.00	113.05
01 - GENERAL	A101.00	373485	12/30/19	13063	ECM PUBLISHERS INC	01005010000000	305	0.00	41.65
01 - GENERAL	A101.00	373485	12/30/19	13063	ECM PUBLISHERS INC	01005010000000	305	0.00	41.65
01 - GENERAL	A101.00	373485	12/30/19	13063	ECM PUBLISHERS INC	01005010000000	305	0.00	41.65
01 - GENERAL	A101.00	373485	12/30/19	13063	ECM PUBLISHERS INC	01005010000000	305	0.00	47.60
01 - GENERAL	A101.00	373485	12/30/19	13063	ECM PUBLISHERS INC	01005010000000	305	0.00	47.60

01 - GENERAL	A101.00	373486	12/30/19	21360	EDEN PRAIRIE HIGH S	01021294000655	369	0.00	325.00
01 - GENERAL	A101.00	373487	12/30/19	26706	EGAN STERLING J	01021296000657	302	0.00	187.00
01 - GENERAL	A101.00	373488	12/30/19	19691	EHLERS	01005110000000	305	0.00	1,500.00
01 - GENERAL	A101.00	373489	12/30/19	31893	ELISE CAROLINE SANT	01021291000256	305	0.00	1,650.00
01 - GENERAL	A101.00	373490	12/30/19	24214	ELLIS JULIE	01005640316000	305	0.00	150.00
01 - GENERAL	A101.00	373491	12/30/19	31356	ERIC EICHACKER	01021294000651	302	0.00	61.00
01 - GENERAL	A101.00	373492	12/30/19	28966	FACTORY MOTOR PARTS	01009760720000	402	0.00	374.65
01 - GENERAL	A101.00	373493	12/30/19	11439	FARRIS MARUDAS	01005010000000	401	0.00	341.68
01 - GENERAL	A101.00	373495	12/30/19	28704	FLYNN MIDWEST LP	01021865383000	520	0.00	41,774.63
01 - GENERAL	A101.00	373495	12/30/19	28704	FLYNN MIDWEST LP	01021865383000	520	0.00	(41,774.63)
01 - GENERAL	A101.00	373495	12/30/19	28704	FLYNN MIDWEST LP	01021865383000	520	0.00	(41,774.63)
01 - GENERAL	A101.00	373495	12/30/19	28704	FLYNN MIDWEST LP	01021865383000	520	0.00	41,774.63
01 - GENERAL	A101.00	373496	12/30/19	92783	FOSTER BRANDON W	01021296000657	302	0.00	85.00
01 - GENERAL	A101.00	373497	12/30/19	30242	FRASER CHILD AND FA	01005400000000	394	0.00	462.00
01 - GENERAL	A101.00	373497	12/30/19	30242	FRASER CHILD AND FA	01005400000000	394	0.00	531.00
01 - GENERAL	A101.00	373497	12/30/19	30242	FRASER CHILD AND FA	01005400000000	394	0.00	154.00
01 - GENERAL	A101.00	373497	12/30/19	30242	FRASER CHILD AND FA	01005400000000	394	0.00	308.00
01 - GENERAL	A101.00	373497	12/30/19	30242	FRASER CHILD AND FA	01005400000000	394	0.00	308.00
01 - GENERAL	A101.00	373497	12/30/19	30242	FRASER CHILD AND FA	01005400000000	394	0.00	308.00
01 - GENERAL	A101.00	373499	12/30/19	22560	INTELLIGERE INC	01005219317000	358	0.00	215.00
01 - GENERAL	A101.00	373499	12/30/19	22560	INTELLIGERE INC	01005420419000	358	0.00	7.50
01 - GENERAL	A101.00	373499	12/30/19	22560	INTELLIGERE INC	01005420419000	358	0.00	75.00
01 - GENERAL	A101.00	373501	12/30/19	18200	GENERAL SECURITY SE	01005810000000	305	0.00	338.59
01 - GENERAL	A101.00	373501	12/30/19	18200	GENERAL SECURITY SE	01005810000000	305	0.00	900.00
01 - GENERAL	A101.00	373502	12/30/19	15233	GILLUND ENTERPRISES	01021810000820	401	0.00	212.16
01 - GENERAL	A101.00	373503	12/30/19	09346	GRAINGER	01009760720000	350	0.00	75.50
01 - GENERAL	A101.00	373504	12/30/19	30209	GRAINGER	01008810000000	350	0.00	11.82
01 - GENERAL	A101.00	373505	12/30/19	27788	GREATAMERICA FINANC	01008105000000	329	0.00	159.00
01 - GENERAL	A101.00	373506	12/30/19	92193	GRIFFITHS DAN W	01021294000651	302	0.00	79.00
01 - GENERAL	A101.00	373507	12/30/19	92353	GUIDARELLI JOSEPH B	01021294000651	302	0.00	79.00
01 - GENERAL	A101.00	373508	12/30/19	27951	GUSTAFSON ZACHARY E	01021294000651	302	0.00	98.00
01 - GENERAL	A101.00	373509	12/30/19	27653	H&L MESABI	01009760720000	402	0.00	3,869.40
01 - GENERAL	A101.00	373510	12/30/19	28379	HANCO CORPORATION	01009760720000	402	0.00	555.45
01 - GENERAL	A101.00	373511	12/30/19	53130	HERBERT J DICK	01005640316000	305	0.00	150.00
01 - GENERAL	A101.00	373512	12/30/19	91175	HIGH NORTH INC	01021294000664	302	0.00	75.00
01 - GENERAL	A101.00	373514	12/30/19	03263	HOGLUND BUS AND TRU	01009760720000	402	0.00	61.02
01 - GENERAL	A101.00	373514	12/30/19	03263	HOGLUND BUS AND TRU	01009760720000	402	0.00	78.10
01 - GENERAL	A101.00	373514	12/30/19	03263	HOGLUND BUS AND TRU	01009760720000	402	0.00	505.24
01 - GENERAL	A101.00	373514	12/30/19	03263	HOGLUND BUS AND TRU	01009760720000	402	0.00	57.62
01 - GENERAL	A101.00	373515	12/30/19	31902	HOPKINS HIGH SCHOOL	01021296000667	369	0.00	150.00
01 - GENERAL	A101.00	373515	12/30/19	31902	HOPKINS HIGH SCHOOL	01021294000667	369	0.00	150.00
01 - GENERAL	A101.00	373516	12/30/19	31360	HYATT REGENCY CHICA	01021291000293	430	0.00	1,053.08

01 - GENERAL	A101.00	373516	12/30/19	31360	HYATT REGENCY CHICA	01021291000293	430	0.00	7,607.52
01 - GENERAL	A101.00	373517	12/30/19	20605	INNOVATIVE OFFICE S	01533050000000	401	0.00	83.39
01 - GENERAL	A101.00	373518	12/30/19	03488	INSPIC INC	01019865384000	520	0.00	2,100.00
01 - GENERAL	A101.00	373519	12/30/19	16513	INSTITUTE FOR ENVIR	01019865352000	305	0.00	32.00
01 - GENERAL	A101.00	373519	12/30/19	16513	INSTITUTE FOR ENVIR	01526865352000	305	0.00	855.69
01 - GENERAL	A101.00	373519	12/30/19	16513	INSTITUTE FOR ENVIR	01020865352000	305	0.00	954.45
01 - GENERAL	A101.00	373519	12/30/19	16513	INSTITUTE FOR ENVIR	01005865352000	305	0.00	1,950.00
01 - GENERAL	A101.00	373519	12/30/19	16513	INSTITUTE FOR ENVIR	01005865352000	305	0.00	2,059.00
01 - GENERAL	A101.00	373519	12/30/19	16513	INSTITUTE FOR ENVIR	01005865352000	305	0.00	2,300.00
01 - GENERAL	A101.00	373519	12/30/19	16513	INSTITUTE FOR ENVIR	01008865352000	305	0.00	2,739.48
01 - GENERAL	A101.00	373520	12/30/19	31901	JACOB LAWRENCE	01021294000670	302	0.00	217.00
01 - GENERAL	A101.00	373521	12/30/19	30183	JACOB MURAWSKI-HARG	01021291000254	302	0.00	70.00
01 - GENERAL	A101.00	373521	12/30/19	30183	JACOB MURAWSKI-HARG	01021291000255	302	0.00	70.00
01 - GENERAL	A101.00	373522	12/30/19	31881	JAMES CALLHAN	01005640316000	305	0.00	150.00
01 - GENERAL	A101.00	373523	12/30/19	31909	JARED SCHONNING	01021296000657	302	0.00	133.00
01 - GENERAL	A101.00	373523	12/30/19	31909	JARED SCHONNING	01021296000657	302	0.00	157.00
01 - GENERAL	A101.00	373524	12/30/19	31911	JENNA QUICK	01021296000671	302	0.00	65.00
01 - GENERAL	A101.00	373525	12/30/19	31880	JEREMY MANN	01005640316000	305	0.00	150.00
01 - GENERAL	A101.00	373526	12/30/19	03715	JERRY'S FOODS	01020250000000	430	0.00	97.05
01 - GENERAL	A101.00	373526	12/30/19	03715	JERRY'S FOODS	01020250000000	430	0.00	136.27
01 - GENERAL	A101.00	373526	12/30/19	03715	JERRY'S FOODS	01020250000000	430	0.00	8.27
01 - GENERAL	A101.00	373526	12/30/19	03715	JERRY'S FOODS	01020250000000	430	0.00	15.55
01 - GENERAL	A101.00	373526	12/30/19	03715	JERRY'S FOODS	01020250000000	430	0.00	19.76
01 - GENERAL	A101.00	373526	12/30/19	03715	JERRY'S FOODS	01020250000000	430	0.00	27.73
01 - GENERAL	A101.00	373526	12/30/19	03715	JERRY'S FOODS	01020250000000	430	0.00	30.30
01 - GENERAL	A101.00	373526	12/30/19	03715	JERRY'S FOODS	01020250000000	430	0.00	39.06
01 - GENERAL	A101.00	373526	12/30/19	03715	JERRY'S FOODS	01020250000000	430	0.00	44.86
01 - GENERAL	A101.00	373527	12/30/19	03720	JERRY'S HARDWARE	01008810000810	401	0.00	8.78
01 - GENERAL	A101.00	373528	12/30/19	91776	JESSEN CHRISTOPHER	01021296000657	302	0.00	133.00
01 - GENERAL	A101.00	373529	12/30/19	31887	JOEL BURFEIND	01021294000651	302	0.00	61.00
01 - GENERAL	A101.00	373530	12/30/19	92417	JOHN PRIESTER	01021294000657	302	0.00	90.00
01 - GENERAL	A101.00	373531	12/30/19	06616	JOHNSON CONTROLS FI	01020810000000	350	0.00	256.00
01 - GENERAL	A101.00	373531	12/30/19	06616	JOHNSON CONTROLS FI	01527810000000	350	0.00	384.00
01 - GENERAL	A101.00	373532	12/30/19	27529	JON DOSTAL	01005640316000	305	0.00	150.00
01 - GENERAL	A101.00	373533	12/30/19	30607	JORDAN SOLIE	01021294000651	302	0.00	98.00
01 - GENERAL	A101.00	373534	12/30/19	09728	JW PEPPER & SON INC	01020258000250	430	0.00	3.00
01 - GENERAL	A101.00	373534	12/30/19	09728	JW PEPPER & SON INC	01021291000251	430	0.00	227.50
01 - GENERAL	A101.00	373537	12/30/19	30871	KARA KANZ	01526203000055	430	0.00	197.15
01 - GENERAL	A101.00	373538	12/30/19	20559	KATH FUEL OIL SERVI	01009760720000	441	0.00	9,503.90
01 - GENERAL	A101.00	373538	12/30/19	20559	KATH FUEL OIL SERVI	01009760720000	441	0.00	12,219.30
01 - GENERAL	A101.00	373540	12/30/19	31765	KELLY SERVICES, INC	01005110000000	305	0.00	1,574.32
01 - GENERAL	A101.00	373540	12/30/19	31765	KELLY SERVICES, INC	01005110000000	305	0.00	1,524.18

01 - GENERAL	A101.00	373541	12/30/19	31897	KELSEY PROVO	01021296000671	302	0.00	34.50
01 - GENERAL	A101.00	373542	12/30/19	31790	KENDREW CHEN	01021291000254	302	0.00	70.00
01 - GENERAL	A101.00	373542	12/30/19	31790	KENDREW CHEN	01021291000254	302	0.00	70.00
01 - GENERAL	A101.00	373543	12/30/19	31871	KIAH SCHAEFFER	01020291000256	305	0.00	3.49
01 - GENERAL	A101.00	373543	12/30/19	31871	KIAH SCHAEFFER	01020291000256	305	0.00	3.99
01 - GENERAL	A101.00	373543	12/30/19	31871	KIAH SCHAEFFER	01020291000256	305	0.00	13.97
01 - GENERAL	A101.00	373543	12/30/19	31871	KIAH SCHAEFFER	01020291000256	305	0.00	32.94
01 - GENERAL	A101.00	373543	12/30/19	31871	KIAH SCHAEFFER	01020291000256	305	0.00	40.95
01 - GENERAL	A101.00	373544	12/30/19	25756	KNUTSON LISA L	01021296000657	302	0.00	85.00
01 - GENERAL	A101.00	373545	12/30/19	31374	KOCH SCHOOL BUS SER	01009760723000	360	0.00	1,750.88
01 - GENERAL	A101.00	373548	12/30/19	27572	LADUKE ROBERT W	01021296000651	302	0.00	79.00
01 - GENERAL	A101.00	373549	12/30/19	31385	LAMARR SULLIVAN	01021294000651	302	0.00	79.00
01 - GENERAL	A101.00	373550	12/30/19	31904	LARRY OLSON	01021291000284	430	0.00	111.50
01 - GENERAL	A101.00	373551	12/30/19	31890	LAUREN LARSON	01021291000254	302	0.00	70.00
01 - GENERAL	A101.00	373552	12/30/19	30228	LEAH SUMMERS-MILNE	01021291000254	302	0.00	70.00
01 - GENERAL	A101.00	373553	12/30/19	30444	LEARNING WITHOUT TE	01005420419000	456	0.00	100.00
01 - GENERAL	A101.00	373553	12/30/19	30444	LEARNING WITHOUT TE	01005420419000	456	0.00	50.00
01 - GENERAL	A101.00	373553	12/30/19	30444	LEARNING WITHOUT TE	01005420419000	456	0.00	50.00
01 - GENERAL	A101.00	373554	12/30/19	99353	LOKEN CHRIS L.	01021296000657	302	0.00	157.00
01 - GENERAL	A101.00	373556	12/30/19	31884	LORIEN PAULSON	01021291000254	302	0.00	140.00
01 - GENERAL	A101.00	373556	12/30/19	31884	LORIEN PAULSON	01021291000254	302	0.00	70.00
01 - GENERAL	A101.00	373557	12/30/19	26066	MAC TOOLS DISTRIBUT	01009760720000	350	0.00	33.99
01 - GENERAL	A101.00	373559	12/30/19	31889	MARTHA LIEN	01021296000671	302	0.00	34.50
01 - GENERAL	A101.00	373560	12/30/19	31088	MATSON HOLDING,INC	01009760720000	350	0.00	74.27
01 - GENERAL	A101.00	373562	12/30/19	92260	MELANIE SMITH	01021296000651	302	0.00	98.00
01 - GENERAL	A101.00	373563	12/30/19	31838	MELISSA ARNOLD	01021291000254	302	0.00	140.00
01 - GENERAL	A101.00	373563	12/30/19	31838	MELISSA ARNOLD	01021291000254	302	0.00	70.00
01 - GENERAL	A101.00	373563	12/30/19	31838	MELISSA ARNOLD	01021291000254	302	0.00	70.00
01 - GENERAL	A101.00	373564	12/30/19	14641	INFORMATION AND TEC	01021640316000	366	0.00	240.00
01 - GENERAL	A101.00	373565	12/30/19	09167	MENARDS - GOLDEN VA	01008810000810	401	0.00	29.96
01 - GENERAL	A101.00	373566	12/30/19	30024	MENARDS - EDEN PRAI	01021291000256	430	0.00	97.96
01 - GENERAL	A101.00	373566	12/30/19	30024	MENARDS - EDEN PRAI	01009760720000	350	0.00	13.16
01 - GENERAL	A101.00	373567	12/30/19	24523	MESSERLI & KRAMER P	01	L215.08	0.00	328.76
01 - GENERAL	A101.00	373568	12/30/19	04564	METRO ECSU-REGION 1	01005420419640	366	0.00	400.00
01 - GENERAL	A101.00	373569	12/30/19	20037	METRO ELEVATOR INC	01005810000000	305	0.00	1,097.00
01 - GENERAL	A101.00	373571	12/30/19	27685	MICHAEL ANDERSON	01005640316000	305	0.00	150.00
01 - GENERAL	A101.00	373572	12/30/19	27574	MICHAEL D THOMAS	01021296000651	302	0.00	79.00
01 - GENERAL	A101.00	373573	12/30/19	22660	MIDWEST BUS PARTS I	01009760720000	402	0.00	84.96
01 - GENERAL	A101.00	373573	12/30/19	22660	MIDWEST BUS PARTS I	01009760720000	402	0.00	145.96
01 - GENERAL	A101.00	373573	12/30/19	22660	MIDWEST BUS PARTS I	01009760720000	402	0.00	3,136.19
01 - GENERAL	A101.00	373573	12/30/19	22660	MIDWEST BUS PARTS I	01009760720000	402	0.00	46.71
01 - GENERAL	A101.00	373573	12/30/19	22660	MIDWEST BUS PARTS I	01009760720000	402	0.00	88.24

01 - GENERAL	A101.00	373573	12/30/19	22660	MIDWEST BUS PARTS I	01009760720000	402	0.00	378.72
01 - GENERAL	A101.00	373573	12/30/19	22660	MIDWEST BUS PARTS I	01009760720000	402	0.00	697.00
01 - GENERAL	A101.00	373573	12/30/19	22660	MIDWEST BUS PARTS I	01009760720000	402	0.00	864.74
01 - GENERAL	A101.00	373576	12/30/19	92136	MILLER JEREMIAH A	01021296000651	302	0.00	61.00
01 - GENERAL	A101.00	373577	12/30/19	92161	MILLER TODD	01021294000670	302	0.00	257.00
01 - GENERAL	A101.00	373578	12/30/19	27355	MINNESOTA ELECTRICA	01005810000000	820	0.00	425.00
01 - GENERAL	A101.00	373579	12/30/19	25610	MOTG-MINNESOTA OFFI	01527050000000	401	0.00	355.48
01 - GENERAL	A101.00	373579	12/30/19	25610	MOTG-MINNESOTA OFFI	01019211000000	430	0.00	400.02
01 - GENERAL	A101.00	373579	12/30/19	25610	MOTG-MINNESOTA OFFI	01533203000000	430	0.00	430.64
01 - GENERAL	A101.00	373579	12/30/19	25610	MOTG-MINNESOTA OFFI	01533203000000	430	0.00	543.07
01 - GENERAL	A101.00	373579	12/30/19	25610	MOTG-MINNESOTA OFFI	01533050000000	401	0.00	41.97
01 - GENERAL	A101.00	373579	12/30/19	25610	MOTG-MINNESOTA OFFI	01533050000000	401	0.00	18.48
01 - GENERAL	A101.00	373579	12/30/19	25610	MOTG-MINNESOTA OFFI	01020211000000	305	0.00	349.46
01 - GENERAL	A101.00	373579	12/30/19	25610	MOTG-MINNESOTA OFFI	01532203000000	430	0.00	508.31
01 - GENERAL	A101.00	373580	12/30/19	30212	MINNETONKA SENIOR P	01021294000664	369	0.00	175.00
01 - GENERAL	A101.00	373581	12/30/19	04876	MINVALCO INC	01008810000000	350	0.00	208.00
01 - GENERAL	A101.00	373581	12/30/19	04876	MINVALCO INC	01021810000000	350	0.00	397.00
01 - GENERAL	A101.00	373583	12/30/19	16178	MOORHEAD MACHINERY	01008865380000	520	0.00	2,400.00
01 - GENERAL	A101.00	373584	12/30/19	30790	MOUNDS VIEW HIGH SC	01021294000667	369	0.00	95.00
01 - GENERAL	A101.00	373584	12/30/19	30790	MOUNDS VIEW HIGH SC	01021296000667	369	0.00	95.00
01 - GENERAL	A101.00	373585	12/30/19	15633	MSCA-MN SCHOOL COUN	01019640316000	366	0.00	135.00
01 - GENERAL	A101.00	373585	12/30/19	15633	MSCA-MN SCHOOL COUN	01019640316000	366	0.00	135.00
01 - GENERAL	A101.00	373586	12/30/19	25631	MUGFORD JOHN B.	01021296000651	302	0.00	79.00
01 - GENERAL	A101.00	373587	12/30/19	28833	NANCY DOSTAL	01005640316000	305	0.00	150.00
01 - GENERAL	A101.00	373588	12/30/19	27008	NATALIE B. MARTIN	01005420740000	305	0.00	100.00
01 - GENERAL	A101.00	373590	12/30/19	31886	NICHOLAS EDWARDS	01021294000651	302	0.00	98.00
01 - GENERAL	A101.00	373591	12/30/19	30632	NICKOLAS MICEK	01021294000657	302	0.00	162.00
01 - GENERAL	A101.00	373592	12/30/19	12279	NORCOSTCO INC	01021291000256	430	0.00	10.00
01 - GENERAL	A101.00	373593	12/30/19	15623	NORMANDALE COMMUNIT	01021211000000	394	0.00	136,575.00
01 - GENERAL	A101.00	373594	12/30/19	27491	O'BRIAN COLIN E	01021296000657	302	0.00	157.00
01 - GENERAL	A101.00	373595	12/30/19	17215	OCCUPATIONAL MEDICI	01009760720000	305	0.00	80.00
01 - GENERAL	A101.00	373596	12/30/19	04661	OFFICE DEPOT INC	01527050000000	401	0.00	206.92
01 - GENERAL	A101.00	373596	12/30/19	04661	OFFICE DEPOT INC	01532203000000	430	0.00	50.54
01 - GENERAL	A101.00	373597	12/30/19	31876	PACE ANALYTICAL SER	01528865384000	305	0.00	184.00
01 - GENERAL	A101.00	373598	12/30/19	31839	PAIGE ARNOLD	01021291000254	302	0.00	70.00
01 - GENERAL	A101.00	373598	12/30/19	31839	PAIGE ARNOLD	01021291000254	302	0.00	140.00
01 - GENERAL	A101.00	373599	12/30/19	31910	PARIS SOLBERG	01021296000671	302	0.00	65.00
01 - GENERAL	A101.00	373600	12/30/19	31349	PAT DEVINE	01021294000651	302	0.00	98.00
01 - GENERAL	A101.00	373601	12/30/19	31822	PAUL LUNDGREN	01021291000284	430	0.00	306.02
01 - GENERAL	A101.00	373601	12/30/19	31822	PAUL LUNDGREN	01021291000284	430	0.00	51.20
01 - GENERAL	A101.00	373601	12/30/19	31822	PAUL LUNDGREN	01021291000284	430	0.00	129.90
01 - GENERAL	A101.00	373602	12/30/19	23021	PERFORMANCE HEALTH	01021292000000	430	0.00	22.68

01 - GENERAL	A101.00	373602	12/30/19	23021	PERFORMANCE HEALTH	01021292000000	430	0.00	349.04
01 - GENERAL	A101.00	373603	12/30/19	30021	PERFORMANT NATIONAL	01	L215.13	0.00	304.12
01 - GENERAL	A101.00	373604	12/30/19	25734	PERRY DWAIN	01021296000651	302	0.00	79.00
01 - GENERAL	A101.00	373606	12/30/19	31885	PHIL WALLJASPER	01021294000651	302	0.00	98.00
01 - GENERAL	A101.00	373607	12/30/19	31891	PIERCE ROTHENBACHER	01021294000670	302	0.00	257.00
01 - GENERAL	A101.00	373608	12/30/19	28039	PLASTIC BAG MART	01526810000810	401	0.00	807.95
01 - GENERAL	A101.00	373610	12/30/19	11873	RATWIK ROSZAK & MAL	01005110000000	307	0.00	440.00
01 - GENERAL	A101.00	373611	12/30/19	21465	REGION 6AA	01021292000297	305	0.00	4,776.00
01 - GENERAL	A101.00	373612	12/30/19	31882	RICHARD P NICKLAY	01005640316000	305	0.00	150.00
01 - GENERAL	A101.00	373613	12/30/19	30299	RICHELLE LIES	01021291000254	302	0.00	70.00
01 - GENERAL	A101.00	373613	12/30/19	30299	RICHELLE LIES	01021291000254	302	0.00	70.00
01 - GENERAL	A101.00	373614	12/30/19	99344	RICHTER ROYCE	01021294000654	302	0.00	79.00
01 - GENERAL	A101.00	373615	12/30/19	30018	RIVER BOTTOM PRODUC	01021291000260	305	0.00	1,281.00
01 - GENERAL	A101.00	373616	12/30/19	10684	ROBERT B HILL CO	01021810000000	350	0.00	173.70
01 - GENERAL	A101.00	373616	12/30/19	10684	ROBERT B HILL CO	01021810000000	350	0.00	286.25
01 - GENERAL	A101.00	373617	12/30/19	31302	ROBERT BERGAMASCO	01021294000657	302	0.00	144.00
01 - GENERAL	A101.00	373618	12/30/19	31542	ROBERT R. JAMIESON	01021294000651	302	0.00	90.00
01 - GENERAL	A101.00	373619	12/30/19	31900	RONALD POESCHEL	01021296000651	302	0.00	61.00
01 - GENERAL	A101.00	373619	12/30/19	31900	RONALD POESCHEL	01021296000651	302	0.00	61.00
01 - GENERAL	A101.00	373620	12/30/19	26674	RUSSELL SECURITY RE	01021810000810	401	0.00	120.00
01 - GENERAL	A101.00	373620	12/30/19	26674	RUSSELL SECURITY RE	01008810000000	350	0.00	207.15
01 - GENERAL	A101.00	373621	12/30/19	31899	RYAN FREEBERG	01021296000651	302	0.00	98.00
01 - GENERAL	A101.00	373622	12/30/19	31381	RYAN LUESSENHEIDE	01021296000651	302	0.00	98.00
01 - GENERAL	A101.00	373623	12/30/19	31888	RYAN SELOCK	01021296000671	302	0.00	65.00
01 - GENERAL	A101.00	373624	12/30/19	31236	SAMUEL KOBIELUSH	01021296000651	302	0.00	61.00
01 - GENERAL	A101.00	373625	12/30/19	31905	SARAH WAY	01021291000284	430	0.00	8.18
01 - GENERAL	A101.00	373625	12/30/19	31905	SARAH WAY	01021291000284	430	0.00	20.08
01 - GENERAL	A101.00	373625	12/30/19	31905	SARAH WAY	01021291000284	430	0.00	66.14
01 - GENERAL	A101.00	373626	12/30/19	90986	SCHILLER THOMAS M	01021294000651	302	0.00	79.00
01 - GENERAL	A101.00	373627	12/30/19	09066	SCHOOL SPECIALTY IN	01527212000000	430	0.00	188.55
01 - GENERAL	A101.00	373627	12/30/19	09066	SCHOOL SPECIALTY IN	01533212000000	430	0.00	18.00
01 - GENERAL	A101.00	373628	12/30/19	31896	SCOTT HENNEN	01021296000657	302	0.00	133.00
01 - GENERAL	A101.00	373630	12/30/19	31898	SHANNON CROWELL	01021296000657	302	0.00	133.00
01 - GENERAL	A101.00	373631	12/30/19	28694	SHOFNER BARBARA	01021291000255	302	0.00	70.00
01 - GENERAL	A101.00	373632	12/30/19	28270	SKEPS CARL	01021294000670	302	0.00	257.00
01 - GENERAL	A101.00	373633	12/30/19	99411	SMITH CLAYTON E	01021294000657	302	0.00	90.00
01 - GENERAL	A101.00	373634	12/30/19	91797	SMITH MICHAEL W	01021296000651	302	0.00	61.00
01 - GENERAL	A101.00	373635	12/30/19	26774	SOUERS RANDY	01021294000651	302	0.00	98.00
01 - GENERAL	A101.00	373636	12/30/19	31431	SPECIALIZED EDUCATI	01005420740000	305	0.00	3,437.50
01 - GENERAL	A101.00	373637	12/30/19	11848	STAGES THEATRE COMP	01532203000000	305	0.00	624.00
01 - GENERAL	A101.00	373639	12/30/19	31283	STAR-ISANTI-CHISAGO	01021291000296	430	0.00	554.33
01 - GENERAL	A101.00	373639	12/30/19	31283	STAR-ISANTI-CHISAGO	01021291000296	430	0.00	557.30

01 - GENERAL	A101.00	373640	12/30/19	06875	STATE SUPPLY COMPAN	01020810000000	350	0.00	358.57
01 - GENERAL	A101.00	373641	12/30/19	28900	SUSAN HARDMAN-CONKL	01533203000096	430	0.00	540.00
01 - GENERAL	A101.00	373642	12/30/19	30553	TANNER PEARSON	01021294000651	302	0.00	79.00
01 - GENERAL	A101.00	373643	12/30/19	27929	THATCHER ENGINEERIN	01528865382000	305	0.00	610.00
01 - GENERAL	A101.00	373644	12/30/19	31894	THE HILL CENTER, IN	01005407740640	366	0.00	3,150.00
01 - GENERAL	A101.00	373644	12/30/19	31894	THE HILL CENTER, IN	01005407740640	366	0.00	18,250.00
01 - GENERAL	A101.00	373645	12/30/19	30780	THE REINALT-THOMAS	01009760720000	402	0.00	952.12
01 - GENERAL	A101.00	373646	12/30/19	31358	THOMAS PAHL	01021294000651	302	0.00	98.00
01 - GENERAL	A101.00	373647	12/30/19	92513	TOLKINEN THOMAS J	01021296000657	302	0.00	85.00
01 - GENERAL	A101.00	373648	12/30/19	25899	TOSHIBA BUSINESS SO	01005605302000	370	0.00	1,557.91
01 - GENERAL	A101.00	373648	12/30/19	25899	TOSHIBA BUSINESS SO	01005605302000	370	0.00	1,808.92
01 - GENERAL	A101.00	373648	12/30/19	25899	TOSHIBA BUSINESS SO	01005605302000	370	0.00	632.93
01 - GENERAL	A101.00	373648	12/30/19	25899	TOSHIBA BUSINESS SO	01005605302000	370	0.00	20.15
01 - GENERAL	A101.00	373649	12/30/19	92617	TOWNSEND KEITH D	01021296000657	302	0.00	133.00
01 - GENERAL	A101.00	373649	12/30/19	92617	TOWNSEND KEITH D	01021296000657	302	0.00	133.00
01 - GENERAL	A101.00	373650	12/30/19	24711	TRANE U.S. INC	01021810000000	350	0.00	664.00
01 - GENERAL	A101.00	373651	12/30/19	22468	TRI-STATE BOBCAT IN	01005810000820	401	0.00	16.56
01 - GENERAL	A101.00	373652	12/30/19	28925	TROPHIES PLUS,INC.	01021291000000	430	0.00	99.50
01 - GENERAL	A101.00	373652	12/30/19	28925	TROPHIES PLUS,INC.	01021291000000	430	0.00	99.50
01 - GENERAL	A101.00	373653	12/30/19	99406	TUTEWohl MELISSA K	01021296000671	302	0.00	83.00
01 - GENERAL	A101.00	373654	12/30/19	28040	TWIN CITY TRANSPORT	01009760723000	360	0.00	10,235.48
01 - GENERAL	A101.00	373654	12/30/19	28040	TWIN CITY TRANSPORT	01009760728000	360	0.00	13,479.29
01 - GENERAL	A101.00	373655	12/30/19	31300	TYDAN STORRUSTEN	01021296000651	302	0.00	79.00
01 - GENERAL	A101.00	373656	12/30/19	23013	UNIVERSITY LANGUAGE	01005219317000	358	0.00	150.00
01 - GENERAL	A101.00	373656	12/30/19	23013	UNIVERSITY LANGUAGE	01005420740000	358	0.00	180.00
01 - GENERAL	A101.00	373656	12/30/19	23013	UNIVERSITY LANGUAGE	01005420740000	358	0.00	196.82
01 - GENERAL	A101.00	373656	12/30/19	23013	UNIVERSITY LANGUAGE	01005420740000	358	0.00	197.40
01 - GENERAL	A101.00	373656	12/30/19	23013	UNIVERSITY LANGUAGE	01005420740000	358	0.00	205.52
01 - GENERAL	A101.00	373658	12/30/19	23419	VEOLIA NORTH AMERIC	01005865349000	305	0.00	273.30
01 - GENERAL	A101.00	373659	12/30/19	14932	WASTE MANAGEMENT OF	01021810000000	332	0.00	350.14
01 - GENERAL	A101.00	373660	12/30/19	93372	WINKELS TASHA M	01021296000671	302	0.00	65.00
01 - GENERAL	A101.00	373661	12/30/19	28853	WOLDEN DEREK	01021294000651	302	0.00	80.00
01 - GENERAL	A101.00	373662	12/30/19	27461	WORLD SAVVY	01005640316000	305	0.00	16,000.00
01 - GENERAL	A101.00	373663	12/30/19	20201	WORTHINGTON DIRECT	01532203000000	430	0.00	211.95
01 - GENERAL	A101.00	373663	12/30/19	20201	WORTHINGTON DIRECT	01532203000000	430	0.00	96.70
01 - GENERAL	A101.00	373664	12/30/19	05410	XCEL ENERGY	01019810000000	330	0.00	1,720.70
01 - GENERAL	A101.00	373664	12/30/19	05410	XCEL ENERGY	01009760720000	330	0.00	577.63
01 - GENERAL	A101.00	373666	12/30/19	20304	ZIEGLER INC	01009760720000	402	0.00	181.40
01 - GENERAL	A101.00	373667	12/30/19	28704	FLYNN MIDWEST LP	01021865383000	520	0.00	41,774.63
01 - GENERAL	A101.00	V14986	12/04/19	E8731	KRISTY L ARDINGER	01528203000096	433	0.00	45.00
01 - GENERAL	A101.00	V14987	12/04/19	E12772	GRETCHEN L BRANDT	01020211000000	430	0.00	21.95
01 - GENERAL	A101.00	V14988	12/04/19	E9407	BRETT COPE	01005810000000	320	0.00	106.58

01 - GENERAL	A101.00	V14989	12/04/19	E11263	SHAWN P DUDLEY	01020050000000	366	0.00	1,130.34
01 - GENERAL	A101.00	V14989	12/04/19	E11263	SHAWN P DUDLEY	01020050000000	366	0.00	49.95
01 - GENERAL	A101.00	V14990	12/04/19	E11637	ADAM P DUFFY	01005630000000	320	0.00	65.00
01 - GENERAL	A101.00	V14992	12/04/19	E9885	ERICA S GARDNER	01019291000000	490	0.00	26.97
01 - GENERAL	A101.00	V14993	12/04/19	E15185	NICHOLAS J GAUDETTE	01021258000252	366	0.00	140.00
01 - GENERAL	A101.00	V14994	12/04/19	E13049	AMY J GILBERTSON-DO	01019291000263	430	0.00	9.94
01 - GENERAL	A101.00	V14995	12/04/19	E14819	CHRISTOPHER D GRIGG	01021610000437	320	0.00	39.43
01 - GENERAL	A101.00	V14995	12/04/19	E14819	CHRISTOPHER D GRIGG	01019211000000	490	0.00	70.20
01 - GENERAL	A101.00	V14996	12/04/19	E14117	ERIC D HAMILTON	01005810000000	320	0.00	40.00
01 - GENERAL	A101.00	V14997	12/04/19	E14239	CURT E JOHANSON	01005810000000	320	0.00	65.00
01 - GENERAL	A101.00	V14998	12/04/19	E15485	JOHN SCHULTZ	01005020000000	366	0.00	700.00
01 - GENERAL	A101.00	V14999	12/04/19	E14116	THOMAS J JOHNSTON	01005630000000	366	0.00	19.28
01 - GENERAL	A101.00	V14999	12/04/19	E14116	THOMAS J JOHNSTON	01005630000000	320	0.00	65.00
01 - GENERAL	A101.00	V15000	12/04/19	E9786	JEFFREY S KRAUSE	01021260000000	430	0.00	13.96
01 - GENERAL	A101.00	V15001	12/04/19	E5777	MARY B MANDERFELD	010050300000901	299	0.00	678.21
01 - GENERAL	A101.00	V15002	12/04/19	E9421	LISA MASICA	01527050000000	320	0.00	260.00
01 - GENERAL	A101.00	V15003	12/04/19	E13774	TYLER J MOBERG	010192600000058	430	0.00	21.50
01 - GENERAL	A101.00	V15004	12/04/19	E14777	STEPHANIE QUAGLIANA	015282030000096	490	0.00	45.71
01 - GENERAL	A101.00	V15005	12/04/19	E13066	JODI A RAMIREZ	01021211000130	430	0.00	175.72
01 - GENERAL	A101.00	V15005	12/04/19	E13066	JODI A RAMIREZ	01021211000130	430	0.00	187.14
01 - GENERAL	A101.00	V15005	12/04/19	E13066	JODI A RAMIREZ	01021211000130	430	0.00	244.64
01 - GENERAL	A101.00	V15006	12/04/19	E11838	ROLLAND T TALAN	01533640316000	366	0.00	254.28
01 - GENERAL	A101.00	V15007	12/04/19	E12182	ANN E THOLE	01021211305000	366	0.00	29.87
01 - GENERAL	A101.00	V15008	12/04/19	E9846	SOPHIE J TONER	01533640316000	366	0.00	220.34
01 - GENERAL	A101.00	V15008	12/04/19	E9846	SOPHIE J TONER	015332030000096	430	0.00	387.20
01 - GENERAL	A101.00	V15009	12/04/19	E20759	CHRISTOPHER VAUGHAN	015292030000096	430	0.00	688.54
01 - GENERAL	A101.00	V15010	12/04/19	E11859	JANEL M WEILAND	01019640316000	366	0.00	109.21
01 - GENERAL	A101.00	V15011	12/04/19	E13518	CHARLES K WEISE	01019291000250	820	0.00	280.00
01 - GENERAL	A101.00	V15012	12/04/19	E5483	MELISA A ZENNER	01020640316000	366	0.00	232.05
01 - GENERAL	A101.00	V15013	12/11/19	E15129	TIMOTHY J ANDERSON	01019640316000	366	0.00	74.79
01 - GENERAL	A101.00	V15014	12/11/19	E5895	ANDREA L BENSON	015262030000000	430	0.00	117.15
01 - GENERAL	A101.00	V15015	12/11/19	E15203	JILL A WAIT	01021640316000	366	0.00	43.04
01 - GENERAL	A101.00	V15016	12/11/19	E15165	MEGHAN K BRAUTIGAM	01021640316000	401	0.00	34.00
01 - GENERAL	A101.00	V15017	12/11/19	E11231	CHANDRA J BUSHARD	01005420419000	366	0.00	13.92
01 - GENERAL	A101.00	V15018	12/11/19	E14488	RYAN CARLSON	01019640316000	366	0.00	157.25
01 - GENERAL	A101.00	V15019	12/11/19	E10192	JENNIFER M CARTER	01021050000000	320	0.00	195.00
01 - GENERAL	A101.00	V15019	12/11/19	E10192	JENNIFER M CARTER	01021610000437	305	0.00	80.00
01 - GENERAL	A101.00	V15020	12/11/19	E10165	TAMI JO J COOK	01019640316000	366	0.00	36.00
01 - GENERAL	A101.00	V15021	12/11/19	E7011	MARK A DEYOUNG	01005105000000	320	0.00	65.00
01 - GENERAL	A101.00	V15023	12/11/19	E12774	CHRISTOPHER P DUNN	01005605335000	366	0.00	152.48
01 - GENERAL	A101.00	V15024	12/11/19	E20406	JESSICA LEE FRANKOV	01021640316000	366	0.00	225.00
01 - GENERAL	A101.00	V15025	12/11/19	E15524	GRETCHEN L GOSH	01021640316000	366	0.00	140.00

01 - GENERAL	A101.00	V15026	12/11/19	E8714	KRISTIN K GREENE	01005605335000	366	0.00	81.90
01 - GENERAL	A101.00	V15027	12/11/19	E8107	WILLIAM HICKS	01021710000000	366	0.00	992.97
01 - GENERAL	A101.00	V15028	12/11/19	E15399	ZACH R HORN	01005630000000	305	0.00	110.00
01 - GENERAL	A101.00	V15029	12/11/19	E20079	JEFFREY MARSHALL	01021640316000	401	0.00	53.94
01 - GENERAL	A101.00	V15030	12/11/19	E13023	ALISA J KAPPEL	01005640316000	366	0.00	891.00
01 - GENERAL	A101.00	V15032	12/11/19	E14462	CAROLINE MAUGHAN LI	01005640316000	366	0.00	37.47
01 - GENERAL	A101.00	V15033	12/11/19	E13367	ANNE K.A. LINDQUIST	01021640316000	366	0.00	300.00
01 - GENERAL	A101.00	V15034	12/11/19	E11228	MICHAELA M REKUCKI	01019640316000	366	0.00	120.59
01 - GENERAL	A101.00	V15036	12/11/19	E20043	MEGAN M MESTAD	01005420419000	366	0.00	14.21
01 - GENERAL	A101.00	V15037	12/11/19	E10520	MATTHEW K MOSBY	01529810000000	320	0.00	65.00

01 - GENERAL	A101.00	V15038	12/11/19	E14514	EMILY NUSS	01532260000000	430	0.00	26.24
01 - GENERAL	A101.00	V15039	12/11/19	E13852	JOSEPH W PASTOOR	01020250000000	430	0.00	56.79
01 - GENERAL	A101.00	V15040	12/11/19	E12235	PATRICIA PETTIS	01019640316000	366	0.00	184.27
01 - GENERAL	A101.00	V15042	12/11/19	E9033	ANDREW J RICHTER	01021640316000	366	0.00	140.00
01 - GENERAL	A101.00	V15044	12/11/19	E20404	ULISES RODRIGUEZ	01005205417000	366	0.00	44.08
01 - GENERAL	A101.00	V15045	12/11/19	E14126	SHANNON E SEAVER	01021640316000	401	0.00	34.00
01 - GENERAL	A101.00	V15046	12/11/19	E9412	SARA SWENSON	01021640316000	366	0.00	279.00
01 - GENERAL	A101.00	V15046	12/11/19	E9412	SARA SWENSON	01021640316000	490	0.00	30.00
01 - GENERAL	A101.00	V15047	12/11/19	E14580	KRISTINE S WIESE	01021258000252	430	0.00	150.00
01 - GENERAL	A101.00	V15048	12/18/19	E20812	INES ABDELLI	01533230000096	305	0.00	310.00
01 - GENERAL	A101.00	V15049	12/18/19	E20830	SARAH BAGHDADI	01020230000096	305	0.00	310.00
01 - GENERAL	A101.00	V15050	12/18/19	E20815	VALENTIN BARRAU	01533230000096	305	0.00	310.00
01 - GENERAL	A101.00	V15051	12/18/19	E13202	JEFFREY R BAUER	01020411740000	433	0.00	13.90
01 - GENERAL	A101.00	V15052	12/18/19	E20819	SARAH BECAUD	01533230000096	305	0.00	310.00
01 - GENERAL	A101.00	V15053	12/18/19	E20825	PAULINE BLANCHE	01533230000096	305	0.00	310.00
01 - GENERAL	A101.00	V15055	12/18/19	E20810	LAURINE CARRE	01533230000096	305	0.00	310.00
01 - GENERAL	A101.00	V15056	12/18/19	E20828	PAULINE CATALANO	01533230000096	305	0.00	310.00
01 - GENERAL	A101.00	V15057	12/18/19	E20833	THIEBAULT CHENEVIER	01020230000096	305	0.00	310.00
01 - GENERAL	A101.00	V15058	12/18/19	E20822	LUCIE CONCHON	01533230000096	305	0.00	310.00
01 - GENERAL	A101.00	V15059	12/18/19	E11091	SHAWN G DRAVES	01021810000000	320	0.00	57.71
01 - GENERAL	A101.00	V15060	12/18/19	E20814	ANDREA ESCOULAN	01533230000096	305	0.00	310.00
01 - GENERAL	A101.00	V15061	12/18/19	E20818	MATHILDE GREVILLOT	01533230000096	305	0.00	310.00
01 - GENERAL	A101.00	V15062	12/18/19	E14108	KIMBERLY R GUETTLER	01005420419000	366	0.00	100.86
01 - GENERAL	A101.00	V15062	12/18/19	E14108	KIMBERLY R GUETTLER	01005720000000	320	0.00	195.00
01 - GENERAL	A101.00	V15064	12/18/19	E12503	GWENDOLYN P JACKSON	01005203797000	291	0.00	1,001.30
01 - GENERAL	A101.00	V15065	12/18/19	E20816	CHLOE LABOISSE	01533230000096	305	0.00	310.00
01 - GENERAL	A101.00	V15066	12/18/19	E20827	PAULINE LEFUR	01533230000096	305	0.00	310.00
01 - GENERAL	A101.00	V15067	12/18/19	E5674	PETER J LINDER	01008810000000	320	0.00	65.00
01 - GENERAL	A101.00	V15068	12/18/19	E5777	MARY B MANDERFELD	01005203313000	320	0.00	130.00
01 - GENERAL	A101.00	V15068	12/18/19	E5777	MARY B MANDERFELD	01005030000000	366	0.00	274.35
01 - GENERAL	A101.00	V15069	12/18/19	E6652	ANTHONY L G MATTHES	01020211000000	366	0.00	109.04
01 - GENERAL	A101.00	V15070	12/18/19	E20043	MEGAN M MESTAD	01005420419000	320	0.00	260.00
01 - GENERAL	A101.00	V15071	12/18/19	E5185	RONALD G MICHALETZ	01532810000000	320	0.00	65.00
01 - GENERAL	A101.00	V15072	12/18/19	E11856	JULIE K MICKSCHL	01529203000096	430	0.00	282.86
01 - GENERAL	A101.00	V15073	12/18/19	E20820	LOU MULLIER	01533230000096	305	0.00	310.00
01 - GENERAL	A101.00	V15074	12/18/19	E12507	BETONY L OSBORNE	01019291000000	305	0.00	12.85
01 - GENERAL	A101.00	V15075	12/18/19	E20832	LUDOVIC PEDUZZI	01020230000096	305	0.00	310.00
01 - GENERAL	A101.00	V15076	12/18/19	E20823	AMANDINE PESTOURIE	01533230000096	305	0.00	310.00
01 - GENERAL	A101.00	V15077	12/18/19	E20813	CELESTE PLAGNE	01533230000096	305	0.00	310.00
01 - GENERAL	A101.00	V15078	12/18/19	E5755	TIMOTHY J RODEN	01008810000000	320	0.00	65.00
01 - GENERAL	A101.00	V15080	12/18/19	E20835	LAURIE SANIEL	01533230000096	305	0.00	310.00
01 - GENERAL	A101.00	V15081	12/18/19	E20824	AUDREY SERNIN	01533230000096	305	0.00	310.00

01 - GENERAL	A101.00	V15082	12/18/19	E20817	LENA STEIMLE	01533230000096	305	0.00	310.00
01 - GENERAL	A101.00	V15083	12/18/19	E20826	MANON TOSCANO	01533230000096	305	0.00	310.00
01 - GENERAL	A101.00	V15084	12/18/19	E20831	MORGANE TOULLEC	01020230000096	305	0.00	310.00
01 - GENERAL	A101.00	V15085	12/18/19	E20811	HELOISE VALADON	01533230000096	305	0.00	310.00
01 - GENERAL	A101.00	V15086	12/18/19	E20834	ANNABELLE VALLEE	01533230000096	305	0.00	310.00
01 - GENERAL	A101.00	V15087	12/18/19	E20821	LUCIE VISSEYRIAS	01533230000096	305	0.00	310.00
01 - GENERAL	A101.00	V15088	12/18/19	E9724	MARK WALLACE	01529203000096	430	0.00	204.00
01 - GENERAL	A101.00	V15089	12/18/19	E14528	MARY K WOITTE	01005109000000	320	0.00	390.00
01 - GENERAL	A101.00	V15089	12/18/19	E14528	MARY K WOITTE	01005109000000	305	0.00	50.00
01 - GENERAL	A101.00	V15089	12/18/19	E14528	MARY K WOITTE	01005109000000	366	0.00	72.50
01 - GENERAL	A101.00	V15090	12/18/19	E20829	JUSTINE ZDUN	01020230000096	305	0.00	310.00
01 - GENERAL	A101.00	V15091	12/30/19	E14599	DANIEL R AMBORN	01005610000000	401	0.00	89.85
01 - GENERAL	A101.00	V15093	12/30/19	E15078	RA CHHOTH	01005110000000	320	0.00	65.00
01 - GENERAL	A101.00	V15094	12/30/19	E9799	DEAN D DAHL	01019291000264	430	0.00	15.92
01 - GENERAL	A101.00	V15095	12/30/19	E13371	ALLISON A DUCHATEAU	01021292000297	430	0.00	15.00
01 - GENERAL	A101.00	V15096	12/30/19	E8716	SUSAN ENGEN	01019230000000	430	0.00	29.54
01 - GENERAL	A101.00	V15097	12/30/19	E14099	ELIZABETH O FROEHLI	01005420419000	366	0.00	26.33
01 - GENERAL	A101.00	V15099	12/30/19	E12245	MATTHEW E GABRIELSO	01529203000000	460	0.00	145.44
01 - GENERAL	A101.00	V15100	12/30/19	E10825	JOLYNN S GAMBLE	01005218388000	430	0.00	141.71
01 - GENERAL	A101.00	V15101	12/30/19	E14117	ERIC D HAMILTON	01005810000000	320	0.00	40.00
01 - GENERAL	A101.00	V15102	12/30/19	E15212	JODI STEBLETON	01526203000000	430	0.00	69.50
01 - GENERAL	A101.00	V15103	12/30/19	E12757	MOLLY B KRENZ	01005420419000	366	0.00	78.06
01 - GENERAL	A101.00	V15103	12/30/19	E12757	MOLLY B KRENZ	01005420419000	366	0.00	52.14
01 - GENERAL	A101.00	V15103	12/30/19	E12757	MOLLY B KRENZ	01005420419000	366	0.00	62.23
01 - GENERAL	A101.00	V15104	12/30/19	E14462	CAROLINE MAUGHAN LI	01005640316000	366	0.00	27.84
01 - GENERAL	A101.00	V15106	12/30/19	E9656	THOMAS LYMAN	01528810000000	320	0.00	260.00
01 - GENERAL	A101.00	V15107	12/30/19	E20043	MEGAN M MESTAD	01005420419000	366	0.00	30.10
01 - GENERAL	A101.00	V15108	12/30/19	E10308	BETHANY A MOHS	01005605335000	366	0.00	37.93
01 - GENERAL	A101.00	V15109	12/30/19	E14913	CARA P OLSEN	01005420419000	366	0.00	102.08
01 - GENERAL	A101.00	V15110	12/30/19	E20387	FEHINTOLA BOSEDE OL	01005109000000	366	0.00	55.62
01 - GENERAL	A101.00	V15110	12/30/19	E20387	FEHINTOLA BOSEDE OL	01005109000000	320	0.00	98.50
01 - GENERAL	A101.00	V15112	12/30/19	E20404	ULISES RODRIGUEZ	01005205417000	490	0.00	14.05
01 - GENERAL	A101.00	V15113	12/30/19	E12494	DANA M ROTH	01019250000000	430	0.00	338.31
01 - GENERAL	A101.00	V15114	12/30/19	E12524	GINA S SCHROEPFER	01529203000000	430	0.00	186.36
01 - GENERAL	A101.00	V15114	12/30/19	E12524	GINA S SCHROEPFER	01529203000000	430	0.00	457.66
01 - GENERAL	A101.00	V15115	12/30/19	E12167	AMANDA N SCHUTZ	01005605335000	366	0.00	122.21
01 - GENERAL	A101.00	V15116	12/30/19	E10990	CARLA J SCHWAPPACH	01005105000000	366	0.00	34.44
01 - GENERAL	A101.00	V15117	12/30/19	E14234	ROBERT T SEDOFF	01021291000256	430	0.00	9.99
01 - GENERAL	A101.00	V15118	12/30/19	E15496	SERBEN AUGUSTINE	01532640316000	366	0.00	23.20
01 - GENERAL	A101.00	V15119	12/30/19	E8056	KORY M SMITH	01020810000000	320	0.00	65.00
01 - GENERAL	A101.00	V15120	12/30/19	E14680	ANNA SONDAY	01535640316000	366	0.00	220.00
01 - GENERAL	A101.00	V15121	12/30/19	E11495	MOLLY C SWIDERSKI	01533203000000	366	0.00	319.57

01 - GENERAL	A101.00	V15122	12/30/19	E8512	ERICA A WATTSON	01529640316000 366	0.00	63.58
01 - GENERAL	A101.00	V15123	12/30/19	E14517	VIRGINIA K WIANDT	01021291000284 430	0.00	2,393.89
01 - GENERAL	A101.00	V15124	12/30/19	E5483	MELISA A ZENNER	01020291000253 430	0.00	27.94

FUND 02 - FOOD SERVICES**268,952.59**

FUND	CASH ACCT	CHECK NO	ISSUE DT	VENDOR NAME	BUDGET CODE	ACCNT	SALES TAX	AMOUNT
02 - FOOD SERVICES	A101.00	373182	12/04/19	31865 CINDY MULLEN	02005770701000	R601	0.00	184.95
02 - FOOD SERVICES	A101.00	373264	12/11/19	27269 CHARTWELLS DINING S	02005770705000	305	0.00	15,042.13
02 - FOOD SERVICES	A101.00	373264	12/11/19	27269 CHARTWELLS DINING S	02005770701000	305	0.00	82,482.44
02 - FOOD SERVICES	A101.00	373264	12/11/19	27269 CHARTWELLS DINING S	02005770701000	305	0.00	152,752.33
02 - FOOD SERVICES	A101.00	373264	12/11/19	27269 CHARTWELLS DINING S	02005770701000	305	0.00	(1,588.41)
02 - FOOD SERVICES	A101.00	373264	12/11/19	27269 CHARTWELLS DINING S	02005770701000	305	0.00	(1,282.96)
02 - FOOD SERVICES	A101.00	373264	12/11/19	27269 CHARTWELLS DINING S	02005770707000	305	0.00	(9,905.65)
02 - FOOD SERVICES	A101.00	373264	12/11/19	27269 CHARTWELLS DINING S	02005770701000	305	0.00	(3,066.25)
02 - FOOD SERVICES	A101.00	373285	12/11/19	12129 HOBART SERVICE	02005770701000	350	0.00	1,035.50
02 - FOOD SERVICES	A101.00	373321	12/11/19	23746 SUMMIT COMMERCIAL F	02021770701000	530	0.00	32,670.00
02 - FOOD SERVICES	A101.00	373500	12/30/19	21514 GENERAL PARTS LLC	02005770701000	350	0.00	43.65
02 - FOOD SERVICES	A101.00	373500	12/30/19	21514 GENERAL PARTS LLC	02005770701000	350	0.00	9.17
02 - FOOD SERVICES	A101.00	373500	12/30/19	21514 GENERAL PARTS LLC	02005770701000	350	0.00	78.95
02 - FOOD SERVICES	A101.00	373500	12/30/19	21514 GENERAL PARTS LLC	02005770701000	350	0.00	173.72
02 - FOOD SERVICES	A101.00	373536	12/30/19	31906 KAIJA SHAFFER	02005770701000	R601	0.00	73.75
02 - FOOD SERVICES	A101.00	373539	12/30/19	31907 KATY HOLMES	02005770701000	R601	0.00	9.85
02 - FOOD SERVICES	A101.00	373547	12/30/19	31908 KRISTEN GUNDERSON	02005770701000	R601	0.00	42.95
02 - FOOD SERVICES	A101.00	373609	12/30/19	15331 PRAIRIE ELECTRIC CO	02005770701000	350	0.00	196.47

FUND 04 - COMMUNITY SERVICE 123,018.18

FUND	CASH ACCT	CHECK NO	ISSUE DT	VENDOR NAME	BUDGET CODE	ACCNT	SALES TAX	AMOUNT
04 - COMMUNITY SERVICE FUND	A101.00	373170	12/04/19	26401 ABLE DELUXE TECHNOL	04005590321502	305	0.00	40.00
04 - COMMUNITY SERVICE FUND	A101.00	373175	12/04/19	31854 CHRISTINE T MORGAN	04008505321503	305	0.00	828.00
04 - COMMUNITY SERVICE FUND	A101.00	373181	12/04/19	27596 CHOUDHRY MELISA	04008505321503	305	0.00	210.00
04 - COMMUNITY SERVICE FUND	A101.00	373185	12/04/19	20133 DSD INC	04532570321000	490	0.00	783.77
04 - COMMUNITY SERVICE FUND	A101.00	373186	12/04/19	16676 EARLEY CATHERINE	04008505321503	305	0.00	3,080.00
04 - COMMUNITY SERVICE FUND	A101.00	373188	12/04/19	20737 EDINA WOODCRAFTERS	04008505321502	305	0.00	1,305.00
04 - COMMUNITY SERVICE FUND	A101.00	373194	12/04/19	30056 FUN ENGINEERZ LLC	04005585332000	305	0.00	2,470.00
04 - COMMUNITY SERVICE FUND	A101.00	373194	12/04/19	30056 FUN ENGINEERZ LLC	04005585332000	305	0.00	6,300.00
04 - COMMUNITY SERVICE FUND	A101.00	373195	12/04/19	25535 FUTURA LANGUAGE PRO	04005585332000	305	0.00	46.26
04 - COMMUNITY SERVICE FUND	A101.00	373208	12/04/19	30403 JOE'S HOME DELIVERY	04532570321000	490	0.00	166.00
04 - COMMUNITY SERVICE FUND	A101.00	373208	12/04/19	30403 JOE'S HOME DELIVERY	04529570321000	490	0.00	245.00
04 - COMMUNITY SERVICE FUND	A101.00	373208	12/04/19	30403 JOE'S HOME DELIVERY	04527570321000	490	0.00	280.00
04 - COMMUNITY SERVICE FUND	A101.00	373208	12/04/19	30403 JOE'S HOME DELIVERY	04533570321000	490	0.00	350.00
04 - COMMUNITY SERVICE FUND	A101.00	373208	12/04/19	30403 JOE'S HOME DELIVERY	04526570321000	490	0.00	420.00
04 - COMMUNITY SERVICE FUND	A101.00	373208	12/04/19	30403 JOE'S HOME DELIVERY	04528570321000	490	0.00	437.50
04 - COMMUNITY SERVICE FUND	A101.00	373216	12/04/19	31308 MARK MARXHAUSEN	04019585332000	305	0.00	31.00
04 - COMMUNITY SERVICE FUND	A101.00	373216	12/04/19	31308 MARK MARXHAUSEN	04020585332000	305	0.00	31.00
04 - COMMUNITY SERVICE FUND	A101.00	373220	12/04/19	31182 METRO COMMUNITY EDU	04005505321000	820	0.00	100.00
04 - COMMUNITY SERVICE FUND	A101.00	373221	12/04/19	30174 MIKKONEN MUSIC LLC	04005585332000	305	0.00	8,006.25
04 - COMMUNITY SERVICE FUND	A101.00	373224	12/04/19	25610 MOTG-MINNESOTA OFFI	04005505321000	401	0.00	27.75
04 - COMMUNITY SERVICE FUND	A101.00	373224	12/04/19	25610 MOTG-MINNESOTA OFFI	04005580325000	401	0.00	47.14
04 - COMMUNITY SERVICE FUND	A101.00	373224	12/04/19	25610 MOTG-MINNESOTA OFFI	04533570321000	401	0.00	7.45
04 - COMMUNITY SERVICE FUND	A101.00	373226	12/04/19	23152 MOHN MONICA E.	04008505321502	305	0.00	200.00
04 - COMMUNITY SERVICE FUND	A101.00	373226	12/04/19	23152 MOHN MONICA E.	04008505321502	305	0.00	266.00
04 - COMMUNITY SERVICE FUND	A101.00	373233	12/04/19	28601 PHOENIX SCHOOL COUN	04012590353000	305	0.00	2,312.68
04 - COMMUNITY SERVICE FUND	A101.00	373240	12/04/19	28800 SUNDIN DYLAN	04019585332000	305	0.00	45.00
04 - COMMUNITY SERVICE FUND	A101.00	373240	12/04/19	28800 SUNDIN DYLAN	04020585332000	305	0.00	45.00
04 - COMMUNITY SERVICE FUND	A101.00	373249	12/04/19	20097 UPPER LAKES FOODS I	04529570321000	490	0.00	490.03
04 - COMMUNITY SERVICE FUND	A101.00	373249	12/04/19	20097 UPPER LAKES FOODS I	04526570321000	490	0.00	535.35
04 - COMMUNITY SERVICE FUND	A101.00	373249	12/04/19	20097 UPPER LAKES FOODS I	04526570321000	490	0.00	552.61
04 - COMMUNITY SERVICE FUND	A101.00	373249	12/04/19	20097 UPPER LAKES FOODS I	04529570321000	490	0.00	619.60
04 - COMMUNITY SERVICE FUND	A101.00	373249	12/04/19	20097 UPPER LAKES FOODS I	04528570321000	490	0.00	648.76
04 - COMMUNITY SERVICE FUND	A101.00	373250	12/04/19	26346 VON FELDEN TERRI	04005585362501	305	0.00	723.45
04 - COMMUNITY SERVICE FUND	A101.00	373253	12/04/19	28793 ZILKA CHRISTY	04008505321503	305	0.00	720.00
04 - COMMUNITY SERVICE FUND	A101.00	373287	12/11/19	20605 INNOVATIVE OFFICE S	04005505321000	401	0.00	24.38
04 - COMMUNITY SERVICE FUND	A101.00	373287	12/11/19	20605 INNOVATIVE OFFICE S	04005505321000	401	0.00	48.68
04 - COMMUNITY SERVICE FUND	A101.00	373287	12/11/19	20605 INNOVATIVE OFFICE S	04005505321000	401	0.00	22.84
04 - COMMUNITY SERVICE FUND	A101.00	373287	12/11/19	20605 INNOVATIVE OFFICE S	04005505321000	401	0.00	10.21

04 - COMMUNITY SERVICE FUND	A101.00	373328	12/11/19	27819	T-MOBILE	04005570321000	320	0.00	101.58
04 - COMMUNITY SERVICE FUND	A101.00	373328	12/11/19	27819	T-MOBILE	04005585362502	320	0.00	25.04
04 - COMMUNITY SERVICE FUND	A101.00	373328	12/11/19	27819	T-MOBILE	04005582344000	401	0.00	62.82
04 - COMMUNITY SERVICE FUND	A101.00	373351	12/18/19	27269	CHARTWELLS DINING S	04005590321000	490	0.00	1,531.70
04 - COMMUNITY SERVICE FUND	A101.00	373373	12/18/19	26627	HILLS-BONCZYK SUMME	04008505321503	305	0.00	210.00
04 - COMMUNITY SERVICE FUND	A101.00	373375	12/18/19	20776	HOUSE OF PRINT	04005505321000	305	0.00	457.46
04 - COMMUNITY SERVICE FUND	A101.00	373375	12/18/19	20776	HOUSE OF PRINT	04005590321000	305	0.00	914.90
04 - COMMUNITY SERVICE FUND	A101.00	373375	12/18/19	20776	HOUSE OF PRINT	04005570321000	305	0.00	914.90
04 - COMMUNITY SERVICE FUND	A101.00	373375	12/18/19	20776	HOUSE OF PRINT	04008505321504	305	0.00	4,574.52
04 - COMMUNITY SERVICE FUND	A101.00	373375	12/18/19	20776	HOUSE OF PRINT	04005585332000	305	0.00	4,574.52
04 - COMMUNITY SERVICE FUND	A101.00	373383	12/18/19	31778	KAETHE BIRKNER	04008505321503	305	0.00	160.50
04 - COMMUNITY SERVICE FUND	A101.00	373384	12/18/19	24624	KAMP EILEEN C	04008505321503	305	0.00	616.00
04 - COMMUNITY SERVICE FUND	A101.00	373384	12/18/19	24624	KAMP EILEEN C	04005585332000	305	0.00	3,355.50
04 - COMMUNITY SERVICE FUND	A101.00	373385	12/18/19	31402	KATHERINE ANN ZUCCA	04008505321503	305	0.00	1,484.00
04 - COMMUNITY SERVICE FUND	A101.00	373385	12/18/19	31402	KATHERINE ANN ZUCCA	04008505321503	305	0.00	2,332.00
04 - COMMUNITY SERVICE FUND	A101.00	373387	12/18/19	31868	LAURIE AMBROSE	04005590321000	305	0.00	50.00
04 - COMMUNITY SERVICE FUND	A101.00	373392	12/18/19	21154	MCGRAW KATHERINE J	04008505321503	305	0.00	4,355.00
04 - COMMUNITY SERVICE FUND	A101.00	373392	12/18/19	21154	MCGRAW KATHERINE J	04008505321503	305	0.00	375.00
04 - COMMUNITY SERVICE FUND	A101.00	373414	12/18/19	20088	QUINLAN NANCY	04005585332000	305	0.00	980.00
04 - COMMUNITY SERVICE FUND	A101.00	373423	12/18/19	93174	SAFEWAY DRIVING SCH	04005585332000	305	0.00	4,225.00
04 - COMMUNITY SERVICE FUND	A101.00	373434	12/18/19	31869	THE LEARNING JET, I	04020570321000	369	0.00	200.00
04 - COMMUNITY SERVICE FUND	A101.00	373434	12/18/19	31869	THE LEARNING JET, I	04019570321000	369	0.00	200.00
04 - COMMUNITY SERVICE FUND	A101.00	373441	12/18/19	20097	UPPER LAKES FOODS I	04526570321000	490	0.00	522.04
04 - COMMUNITY SERVICE FUND	A101.00	373441	12/18/19	20097	UPPER LAKES FOODS I	04528570321000	490	0.00	543.21
04 - COMMUNITY SERVICE FUND	A101.00	373441	12/18/19	20097	UPPER LAKES FOODS I	04532570321000	490	0.00	643.48
04 - COMMUNITY SERVICE FUND	A101.00	373441	12/18/19	20097	UPPER LAKES FOODS I	04527570321000	490	0.00	1,473.91
04 - COMMUNITY SERVICE FUND	A101.00	373441	12/18/19	20097	UPPER LAKES FOODS I	04533570321000	490	0.00	1,951.90
04 - COMMUNITY SERVICE FUND	A101.00	373442	12/18/19	12621	VARSITY SPIRIT FASH	04005585332000	430	0.00	2,782.40
04 - COMMUNITY SERVICE FUND	A101.00	373443	12/18/19	15359	WALLIN LYNETTE	04008505321503	305	0.00	1,086.00
04 - COMMUNITY SERVICE FUND	A101.00	373472	12/30/19	30448	CHESS WITH RUSS FOU	04005585332000	305	0.00	4,760.00

04 - COMMUNITY SERVICE FUND	A101.00	373494	12/30/19	17239	FERSCHTMAN LARISA	04005585332000	305	0.00	5,202.20
04 - COMMUNITY SERVICE FUND	A101.00	373498	12/30/19	30056	FUN ENGINEERZ LLC	04005585332000	305	0.00	1,875.00
04 - COMMUNITY SERVICE FUND	A101.00	373513	12/30/19	26627	HILLS-BONCZYK SUMME	04008505321503	305	0.00	210.00
04 - COMMUNITY SERVICE FUND	A101.00	373517	12/30/19	20605	INNOVATIVE OFFICE S	04005505321000	401	0.00	(29.92)
04 - COMMUNITY SERVICE FUND	A101.00	373517	12/30/19	20605	INNOVATIVE OFFICE S	04005505321000	401	0.00	14.68
04 - COMMUNITY SERVICE FUND	A101.00	373517	12/30/19	20605	INNOVATIVE OFFICE S	04005505321000	401	0.00	37.76
04 - COMMUNITY SERVICE FUND	A101.00	373517	12/30/19	20605	INNOVATIVE OFFICE S	04005505321000	401	0.00	5.45
04 - COMMUNITY SERVICE FUND	A101.00	373517	12/30/19	20605	INNOVATIVE OFFICE S	04005505321000	401	0.00	29.92
04 - COMMUNITY SERVICE FUND	A101.00	373517	12/30/19	20605	INNOVATIVE OFFICE S	04005505321000	401	0.00	4.33
04 - COMMUNITY SERVICE FUND	A101.00	373517	12/30/19	20605	INNOVATIVE OFFICE S	04005505321000	401	0.00	3.41
04 - COMMUNITY SERVICE FUND	A101.00	373517	12/30/19	20605	INNOVATIVE OFFICE S	04005505321000	401	0.00	1.67
04 - COMMUNITY SERVICE FUND	A101.00	373535	12/30/19	31778	KAETHE BIRKNER	04008505321503	305	0.00	160.50
04 - COMMUNITY SERVICE FUND	A101.00	373555	12/30/19	24423	LOPELIO LAURIE	04008505321503	305	0.00	780.00
04 - COMMUNITY SERVICE FUND	A101.00	373561	12/30/19	14105	MCEA	04005505321000	820	0.00	1,346.00
04 - COMMUNITY SERVICE FUND	A101.00	373570	12/30/19	31879	MEYER INK SCREEN PR	04005585332000	430	0.00	255.00
04 - COMMUNITY SERVICE FUND	A101.00	373574	12/30/19	22741	NIMERFROH JOAN MIEL	04008505321503	305	0.00	2,200.00
04 - COMMUNITY SERVICE FUND	A101.00	373575	12/30/19	30174	MIKKONEN MUSIC LLC	04005585332000	305	0.00	6,825.00
04 - COMMUNITY SERVICE FUND	A101.00	373582	12/30/19	23152	MOHN MONICA E.	04008505321502	305	0.00	232.00
04 - COMMUNITY SERVICE FUND	A101.00	373589	12/30/19	21531	NATIONAL TREASURE K	04005585332000	305	0.00	9,828.00
04 - COMMUNITY SERVICE FUND	A101.00	373605	12/30/19	27369	PETERSON CAITLIN	04005585332000	305	0.00	100.00
04 - COMMUNITY SERVICE FUND	A101.00	373629	12/30/19	28683	SEBRING SHARON	04008505321503	305	0.00	495.00
04 - COMMUNITY SERVICE FUND	A101.00	373641	12/30/19	28900	SUSAN HARDMAN-CONKL	04008505321503	305	0.00	750.00
04 - COMMUNITY SERVICE FUND	A101.00	373657	12/30/19	20097	UPPER LAKES FOODS I	04528570321000	490	0.00	808.43
04 - COMMUNITY SERVICE FUND	A101.00	373665	12/30/19	22647	YOUTH ENRICHMENT LE	04005585332000	305	0.00	11,579.00
04 - COMMUNITY SERVICE FUND	A101.00	V14991	12/04/19	E13763	JULIE M GABRIELSON	04005505321000	366	0.00	1,076.53
04 - COMMUNITY SERVICE FUND	A101.00	V14991	12/04/19	E13763	JULIE M GABRIELSON	04005505321000	320	0.00	65.00
04 - COMMUNITY SERVICE FUND	A101.00	V15022	12/11/19	E20889	VINCENT ALEXANDER D	04526570321000	401	0.00	33.47
04 - COMMUNITY SERVICE FUND	A101.00	V15031	12/11/19	E10694	ERICA M KOLLER	04528570321000	366	0.00	18.68
04 - COMMUNITY SERVICE FUND	A101.00	V15031	12/11/19	E10694	ERICA M KOLLER	04005570321000	320	0.00	65.00
04 - COMMUNITY SERVICE FUND	A101.00	V15035	12/11/19	E6380	SANDRA L MCVAY	04005570321000	320	0.00	65.00
04 - COMMUNITY SERVICE FUND	A101.00	V15041	12/11/19	E6248	CAROLYN PROCTOR	04005585362502	366	0.00	37.12
04 - COMMUNITY SERVICE FUND	A101.00	V15041	12/11/19	E6248	CAROLYN PROCTOR	04005570321000	320	0.00	65.00
04 - COMMUNITY SERVICE FUND	A101.00	V15043	12/11/19	E12607	CHRISTINE E RINGGEN	04526570321000	366	0.00	23.97
04 - COMMUNITY SERVICE FUND	A101.00	V15054	12/18/19	E20356	LAURA N BROWERS	04005580325000	366	0.00	19.72
04 - COMMUNITY SERVICE FUND	A101.00	V15063	12/18/19	E13486	CHERYL B GUNNESS	04008505321504	320	0.00	455.00
04 - COMMUNITY SERVICE FUND	A101.00	V15079	12/18/19	E14631	CARYNN R ROEHRICK	04005590321501	366	0.00	52.60
04 - COMMUNITY SERVICE FUND	A101.00	V15079	12/18/19	E14631	CARYNN R ROEHRICK	04005590321501	320	0.00	65.00
04 - COMMUNITY SERVICE FUND	A101.00	V15092	12/30/19	E10461	VALERIE E BURKE	04005505321000	366	0.00	156.12
04 - COMMUNITY SERVICE FUND	A101.00	V15092	12/30/19	E10461	VALERIE E BURKE	04005505321000	320	0.00	30.00
04 - COMMUNITY SERVICE FUND	A101.00	V15098	12/30/19	E13763	JULIE M GABRIELSON	04005505321000	320	0.00	65.00
04 - COMMUNITY SERVICE FUND	A101.00	V15105	12/30/19	E20800	JARED D LITTLE	04532570321000	366	0.00	56.49
04 - COMMUNITY SERVICE FUND	A101.00	V15111	12/30/19	E10817	JEREMY J OSTMAN	04020585332000	430	0.00	14.96

FUND 06 - CONSTRUCTION**70,615.28**

FUND	CASH ACCT	CHECK NO	ISSUE DT	VENDOR NAME	BUDGET CODE	ACCNT	SALES TAX	AMOUNT
06 - CONSTRUCTION FUND	A101.00	373177	12/04/19	12067 BARNES & NOBLE INC	06005870795000	406	0.00	7.49
06 - CONSTRUCTION FUND	A101.00	373177	12/04/19	12067 BARNES & NOBLE INC	06005870795000	406	0.00	35.99
06 - CONSTRUCTION FUND	A101.00	373192	12/04/19	30293 FIREFLY COMPUTERS,	06005870795731	556	0.00	199.98
06 - CONSTRUCTION FUND	A101.00	373213	12/04/19	28437 LIGHTSPEED TECHNOLO	06005870795742	556	0.00	440.00
06 - CONSTRUCTION FUND	A101.00	373215	12/04/19	10090 MACKIN EDUCATIONAL	06005870795000	406	0.00	228.43
06 - CONSTRUCTION FUND	A101.00	373224	12/04/19	25610 MOTG-MINNESOTA OFFI	06005870795734	556	0.00	77.34
06 - CONSTRUCTION FUND	A101.00	373234	12/04/19	06953 PREMIUM WATERS INC	06005870795000	556	0.00	106.00
06 - CONSTRUCTION FUND	A101.00	373243	12/04/19	28713 TECHNOLOGY RESOURCE	06005870795712	556	0.00	1,150.00
06 - CONSTRUCTION FUND	A101.00	373262	12/11/19	27717 CATALYST SOURCING S	06005870795000	305	0.00	2,316.67
06 - CONSTRUCTION FUND	A101.00	373266	12/11/19	30917 DARK KNIGHT Solutio	06005870795000	305	0.00	350.00
06 - CONSTRUCTION FUND	A101.00	373284	12/11/19	30662 HIGH POINT NETWORKS	06005870795000	405	0.00	13,657.50
06 - CONSTRUCTION FUND	A101.00	373336	12/18/19	28528 AGIREPAIR	06005870795732	556	0.00	249.00
06 - CONSTRUCTION FUND	A101.00	373338	12/18/19	00402 APPLE INC	06005870795712	556	0.00	598.00
06 - CONSTRUCTION FUND	A101.00	373341	12/18/19	27918 ARVIG	06005870795754	555	0.00	2,661.85
06 - CONSTRUCTION FUND	A101.00	373360	12/18/19	30293 FIREFLY COMPUTERS,	06005870795731	556	0.00	29.99
06 - CONSTRUCTION FUND	A101.00	373362	12/18/19	02490 FOLLETT SCHOOL SOLU	06005870795000	406	0.00	1,296.65
06 - CONSTRUCTION FUND	A101.00	373368	12/18/19	28037 GOPHER STATE ONE-CA	06005870795754	555	0.00	40.50
06 - CONSTRUCTION FUND	A101.00	373377	12/18/19	31872 ITASCA BOOKS/BOOKHO	06005870795000	406	0.00	255.00
06 - CONSTRUCTION FUND	A101.00	373390	12/18/19	10090 MACKIN EDUCATIONAL	06005870795000	406	0.00	1,222.64
06 - CONSTRUCTION FUND	A101.00	373407	12/18/19	22439 OFFICE OF MN IT SER	06005870795754	556	0.00	1,740.58
06 - CONSTRUCTION FUND	A101.00	373409	12/18/19	31228 OPENTEXT INC	06005870795000	305	0.00	142.23
06 - CONSTRUCTION FUND	A101.00	373410	12/18/19	30447 OPG-3 INC	06005870795000	405	0.00	5,166.01
06 - CONSTRUCTION FUND	A101.00	373412	12/18/19	15331 PRAIRIE ELECTRIC CO	06005870795754	555	0.00	291.98
06 - CONSTRUCTION FUND	A101.00	373413	12/18/19	06953 PREMIUM WATERS INC	06005870795000	556	0.00	86.00
06 - CONSTRUCTION FUND	A101.00	373437	12/18/19	31453 TRINITY 3 TECHNOLOG	06005870795731	556	0.00	285.00
06 - CONSTRUCTION FUND	A101.00	373446	12/18/19	15501 WILD RUMPUS BOOK ST	06005870795000	406	0.00	79.86
06 - CONSTRUCTION FUND	A101.00	373461	12/30/19	26629 ASSETGENIE, INC	06005870795731	556	0.00	99.95
06 - CONSTRUCTION FUND	A101.00	373546	12/30/19	22320 KRAUS-ANDERSON CONS	06020867380000	520	0.00	37,300.00
06 - CONSTRUCTION FUND	A101.00	373558	12/30/19	10090 MACKIN EDUCATIONAL	06005870795000	406	0.00	86.19
06 - CONSTRUCTION FUND	A101.00	373558	12/30/19	10090 MACKIN EDUCATIONAL	06005870795000	406	0.00	271.95
06 - CONSTRUCTION FUND	A101.00	373638	12/30/19	05035 STAR TRIBUNE MEDIA	06005870795000	406	0.00	142.50

FUND 07 - DEBT REDEMPTION 3,800.00

FUND	CASH ACCT	CHECK NO	ISSUE DT	VENDOR	NAME	BUDGET CODE	ACCNT	SALES TAX	AMOUNT
07 - DEBT REDEMPTION	A101.00	373273	12/11/19	19691	EHLERS	07005910000000	790	0.00	3,800.00

FUND 12 - BUILDING**38,790.64**

FUND	CASH ACCT	CHECK NO	ISSUE DT	VENDOR NAME	BUDGET CODE	ACCNT	SALES TAX	AMOUNT
12 - BUILDING FUND	A101.00	123925	12/05/19	22641 FLR SANDERS INC	12021870000000	520	0.00	13,143.03
12 - BUILDING FUND	A101.00	123926	12/18/19	13063 ECM PUBLISHERS INC	12008870000000	305	0.00	321.30
12 - BUILDING FUND	A101.00	123927	12/18/19	22320 KRAUS-ANDERSON CONS	12020870000000	520	0.00	726.31
12 - BUILDING FUND	A101.00	123927	12/18/19	22320 KRAUS-ANDERSON CONS	12020870000851	305	0.00	4,200.00
12 - BUILDING FUND	A101.00	123927	12/18/19	22320 KRAUS-ANDERSON CONS	12020870000851	305	0.00	20,400.00

FUND 50 - STUDENT ACTIVITY 239.80

FUND	CASH ACCT	CHECK NO	ISSUE DT	VENDOR	NAME	BUDGET CODE	ACCNT	SALES TAX	AMOUNT
50 - STUDENT ACTIVITY	A101.00	11942	12/05/19	12067	BARNES & NOBLE INC	50021211000572	430	0.00	239.80

TOTAL ALL FUNDS 2,536,687.77



Board Meeting Date: 1/13/2020

TITLE: 2019-20 Final Budgets

TYPE: Consent

BACKGROUND: These Final Budgets represent a projection of revenue and expenditures for the 2019-20 fiscal year, along with support documentation and analysis. The attached information includes narrative, graphical and detailed information on the 2019-20 budgets and the overall financial picture for the District.

The attached budget information reflects the April 2019, Board-approved, budget plan. The general fund budget anticipates a decrease of students for 2019-20. The estimated unassigned general fund balance of 6/30/2020, is estimated to be \$6,157,761. This equates to a 5.11% fund balance. The unassigned fund balance, excluding long-term facility maintenance and capital expenditures, is estimated at 5.71%. The Board Finance & Facilities Committee and administration have reviewed and recommends these budgets for approval.

RECOMMENDATION: Approve the following final budgets for 2019-20:

<u>Fund</u>	<u>Revenue</u>	<u>Expense</u>
General Fund	\$118,267,172	\$120,565,910
Food Service Fund	\$ 2,945,752	\$ 3,205,401
Community Service Fund	\$ 8,326,969	\$ 8,243,981
Building Fund	\$ 8,146,885	\$ 19,304,764
Debt Service Fund	\$ 37,936,517	\$ 37,047,015
Internal Service Fund	\$ 870,000	\$ 870,000

PRIMARY ISSUE(S) TO CONSIDER: Final budgets for 2019-20.

ATTACHMENTS:

1. Report (2019-20 All Funds Summary)

INDEPENDENT SCHOOL DISTRICT #273 COMBINED STATEMENT OF BUDGETED REVENUES, EXPENDITURES, AND PROJECTED CHANGES IN FUND BALANCE Fiscal Year Ending June 30, 2020									
	Audited Balance June 30, 2019	Original Revenues	Revised Revenues	Original Expenditures	Revised Expenditures	Original Required Transfers	Revised Required Transfers	Original Projected Balance June 30, 2020	Revised Projected Balance June 30, 2020
GENERAL FUND									
Nonspendable - General	31,133	-	-	-	-	-	-	128,765	31,133
Nonspendable - Capital	-	-	-	-	-	-	-	-	-
Subtotal Nonspendable	31,133	-	-	-	-	-	-	128,765	31,133
Restricted for Capital - Carryover	2,366,645	-	-	-	2,366,645	-	-	-	-
Restricted for Capital	388,831	2,266,474	3,258,049	2,205,864	3,411,284	-	-	497,604	235,596
Restricted for Capital/Technology Levy	-	-	-	-	-	-	-	-	-
Restricted for Long Term Facilities Maintenance	-	6,857,801	6,857,801	5,613,311	5,669,048	(1,244,490)	(1,188,753)	-	-
Restricted for Staff Development	58,820	1,186,375	1,181,924	1,229,916	1,247,933	-	-	(47,942)	(7,189)
Restricted for Safe Schools	-	465,312	759,231	611,544	824,077	146,232	64,846	-	-
Restricted for Gifted Education	-	132,780	132,345	1,040,048	1,050,201	907,268	917,856	-	-
Restricted for Learning & Development	-	1,895,622	1,884,244	1,892,265	1,899,794	-	15,550	3,357	-
Restricted for Basic Skills-ML	-	269,398	291,718	1,278,218	1,285,197	1,008,820	993,479	-	-
Restricted for Basic Skills-Compensatory	-	249,405	255,147	245,877	247,018	-	(8,129)	3,528	-
Restricted for Career and Technical	-	106,364	-	471,312	-	364,948	-	-	-
Restricted for Achievement & Integration	-	1,145,800	1,142,326	1,121,504	1,142,326	-	-	-	-
Subtotal Restricted	2,814,295	14,575,331	15,762,785	15,709,859	19,143,522	1,182,778	794,848	456,547	228,407
Committed 1% of Unassigned Fund Balance	1,037,614	-	-	-	-	12,670	42,652	1,029,886	1,080,266
Subtotal Committed	1,037,614	-	-	-	-	12,670	42,652	1,029,886	1,080,266
Assigned for Separation/Retirement Benefits	3,385,135	-	-	-	-	-	(187,729)	2,756,526	3,197,406
Assigned for Q Comp	149,673	2,375,570	2,218,576	2,318,231	2,409,341	-	41,092	215,028	-
Assigned for Carryover	-	-	-	-	538,715	-	538,715	-	-
Assigned for Success Center ALC	-	149,738	148,235	237,643	367,153	87,905	218,918	-	-
Assigned for High School MLP	-	330,642	358,296	376,656	375,462	46,014	17,166	-	-
Subtotal Assigned	3,534,808	2,855,950	2,725,107	2,932,530	3,690,671	133,919	628,162	2,971,554	3,197,406
Unassigned - Unemployment	(71,946)	-	-	-	-	-	-	(92,422)	(71,946)
Unassigned - Lease Levy	-	-	-	-	-	-	-	(721,178)	-
Unassigned - General	6,836,561	98,894,422	99,779,280	95,967,392	97,731,718	(2,573,857)	(2,654,416)	7,230,333	6,229,707
Subtotal Unassigned	6,764,615	98,894,422	99,779,280	95,967,392	97,731,718	(2,573,857)	(2,654,416)	6,416,733	6,157,761
Total General	14,182,465	116,325,703	118,267,172	114,609,781	120,565,910	(1,244,490)	(1,188,753)	11,003,485	10,694,973
FOOD SERVICE FUND									
Nonspendable	-	-	-	-	-	-	-	480	-
Restricted	1,100,254	2,945,804	2,945,752	3,256,453	3,205,401	-	-	484,128	840,606
Total Food Service	1,100,254	2,945,804	2,945,752	3,256,453	3,205,401	-	-	484,608	840,606
COMMUNITY SERVICE FUND									
Nonspendable Community Ed - General	-	-	-	-	-	-	-	-	-
Restricted for Community Ed - General	658,243	6,433,895	7,072,510	6,385,416	6,952,198	-	-	430,753	778,555
Restricted for ECFE	80,107	1,166,959	825,850	931,599	806,240	-	-	622,630	99,717
Restricted for School Readiness	181,219	189,078	216,128	119,866	246,130	-	-	227,528	151,217
Restricted for Other Community Ed	12,638	274,979	212,481	265,725	239,413	-	-	9,822	(14,294)
Total Community Service	932,206	8,064,911	8,326,969	7,702,606	8,243,981	-	-	1,290,733	1,015,195
Total Operating Funds	16,214,926	127,336,418	129,539,893	125,568,840	132,015,292	(1,244,490)	(1,188,753)	12,778,826	12,550,774
BUILDING FUND									
Nonspendable - Alternative Facilities Levy	-	-	-	-	-	-	-	12,739	-
Restricted for Capital/Technology Levy	1,278,343	5,914,554	5,914,554	5,845,567	6,489,145	-	-	833,510	703,752
Restricted for \$124.9m Building Bond	798,649	-	-	1,008,223	798,649	-	-	-	(0)
Restricted for Long Term Maintenance Revenue	23,000,222	100,000	2,232,331	12,016,970	12,016,970	1,244,490	1,188,753	14,065,710	14,404,337
Unassigned for Lease Purchase-CC & CN	-	-	-	-	-	-	-	-	-
Total Building	25,077,214	6,014,554	8,146,885	18,870,760	19,304,764	1,244,490	1,188,753	14,911,959	15,108,088
DEBT SERVICE FUND									
Restricted for Bond Refunding	-	-	21,951,538	-	21,951,538	-	-	-	-
Restricted Fund Balance	2,596,972	15,984,979	15,984,979	15,050,625	15,095,477	-	-	2,988,627	3,486,474
Total Debt Service	2,596,972	15,984,979	37,936,517	15,050,625	37,047,015	-	-	2,988,627	3,486,474
INTERNAL SERVICE FUND - Dental									
Unassigned Fund Balance	489,605	870,000	870,000	870,000	870,000	-	-	484,367	489,605
Total Internal Service	489,605	870,000	870,000	870,000	870,000	-	-	484,367	489,605
TOTAL ALL FUNDS	44,378,717	150,205,951	176,493,295	160,360,225	189,237,071	-	0	31,163,779	31,634,941




DEFINING EXCELLENCE

**2019-2020
FINAL BUDGET**

Board Approved January 13, 2020

TABLE OF CONTENTS



Introduction Section

Title Page & Table of Contents	1-2
Executive Summary	3-9
School Board of Education and District Office Administration	10

Organization Section

School Board Strategic Roadmap	11
Budgeting Policies and Process	12-14

Financial Section

Detail of Estimated Fund Balances through June 30, 2020	15
Summary of Budgets – All Governmental Fund Types	16

General Fund:

Revenue and Expenditure Budget Graphs	17
Expenditure Budget Graph - By Program	18
Revenue and Expenditure Budget - By Program	19
Revenue and Expenditure Budget - By Object	20

Special Revenue Funds:

Revenue and Expenditure Budget Graphs	21
Revenue and Expenditure Budget Food Service- By Object	22
Revenue and Expenditure Budget Community Service-By Object	23

Debt Service Fund:

Revenue and Expenditure Budget Graphs	24
Revenue and Expenditure Budget - By Object	25
Schedule of Bonds Payable	26

Capital Project-Building Construction Fund:

Revenue and Expenditure Budget - By Object	27
--	----

Internal Service Fund:

Statement of Net Assets	28
-------------------------	----

Information Section

Program Descriptions	29
Revenue Budget	
By Fund	30
By Organization	31
By Program	32
By Finance	33-34
By Source	35-36
Expenditure Budget	
By Fund	37
By Organization	38
By Program	39-40
By Finance	41-42
By Object	43-46



DEFINING EXCELLENCE

ADMINISTRATIVE OFFICES
5701 Normandale Road
Edina, MN 55424
(952) 848-3900
www.edina.k12.mn.us

January 13, 2020

To: The School Board, Citizens, and Employees of Edina Public Schools

We respectfully submit the 2019-2020 Final Budget of Independent School District No. 273, Edina Public Schools. The report contains all of the funds of the District in conformity with generally accepted accounting principles (GAAP) for defining the reporting entity. The District's annual financial reports are prepared pursuant to School Board policy and Minnesota State Statutes. Budgetary control is maintained by the District's business office.

We are proud to publish and disseminate budget information to the School Board, our community, and others. We welcome the opportunity to present and discuss operational plans and related financial impact with all interested parties. Interaction among interested groups consistently leads to operational and educational improvements for Independent School District No. 273. To stimulate and encourage interaction, we continuously evaluate. When possible, we increase and improve information quality. The budget document and our annual audit reports are the primary tools to present information.

This Final Budget represents a projection of revenue and expenditures for the 2019-20 fiscal year along with support documentation and analysis. This report is presented in four sections: introduction, organization, financial, and information. The introduction section includes an executive summary and names the members of the School Board. The organization section includes major goals and objectives for the District and financial policies and practices. The financial section includes presentation of the budgets for all Governmental and Proprietary funds of the District. The information section includes revenue and expenditure budget summary data sorted by a variety of elements.

In accordance with the School Board approved Strategic Road Map, the District plan is to maintain the District fund balance at the level approved by the Board so that all available resources are used to provide educational opportunities to students. The District will continue to seek all available sources of funding, balance revenue to expenditures, and maintain systems that ensure financial stability.

DESCRIPTION OF DISTRICT

The District is a public educational system serving a 20 square mile area located in the southwestern Twin Cities area. District boundaries are within Hennepin County. The majority of the city of Edina is within the District's boundaries. District facilities for 2019-20 include a community center which includes the district service center, community services and an elementary school, five other elementary schools, two middle schools, a high school, and a transportation facility.

ECONOMIC CONDITION AND OUTLOOK

With the exception of voter approved levy referenda, the District is dependent on the State of Minnesota for its revenue authority. The 2019 legislature approved a 2% increase for 2019-20 in the General Education formula. Previous funding formula increases have been below the annual rate of inflation for the last twenty years. Experience demonstrates that legislated revenue increases are not sufficient to meet the demands posed by the rate of inflation. As a result of these pressures, the District has had to rely on property tax referenda to support its educational programs. In November, 2017, the District was successful in its request to renew and increase the existing operating levy scheduled to sunset in 2018-19. The voters approved the increase in a two-step process with an increase for taxes payable in 2018 of \$445 per pupil unit and an increase of approximately \$218 per pupil unit for taxes payable starting in 2020. The increase in the operating referendum has maintained the quality of programs and services expected in Edina. In May 2015, the District was successful in its request to issue \$124.9 million in bonds to support a number of capital projects. Successful levy referenda votes have allowed the District to maintain its history of educational excellence.

DISTRICT POPULATION

Funding for Minnesota school districts is largely driven by enrollment. The majority of Minnesota school districts are facing declining enrollment. However, over the last four years, the District has averaged a .1% percent decrease in students. Enrollment for the 2019-20 school year is projected to be 8,383 which represents a decrease of .3% over the prior year.

ENROLLMENT PROJECTIONS

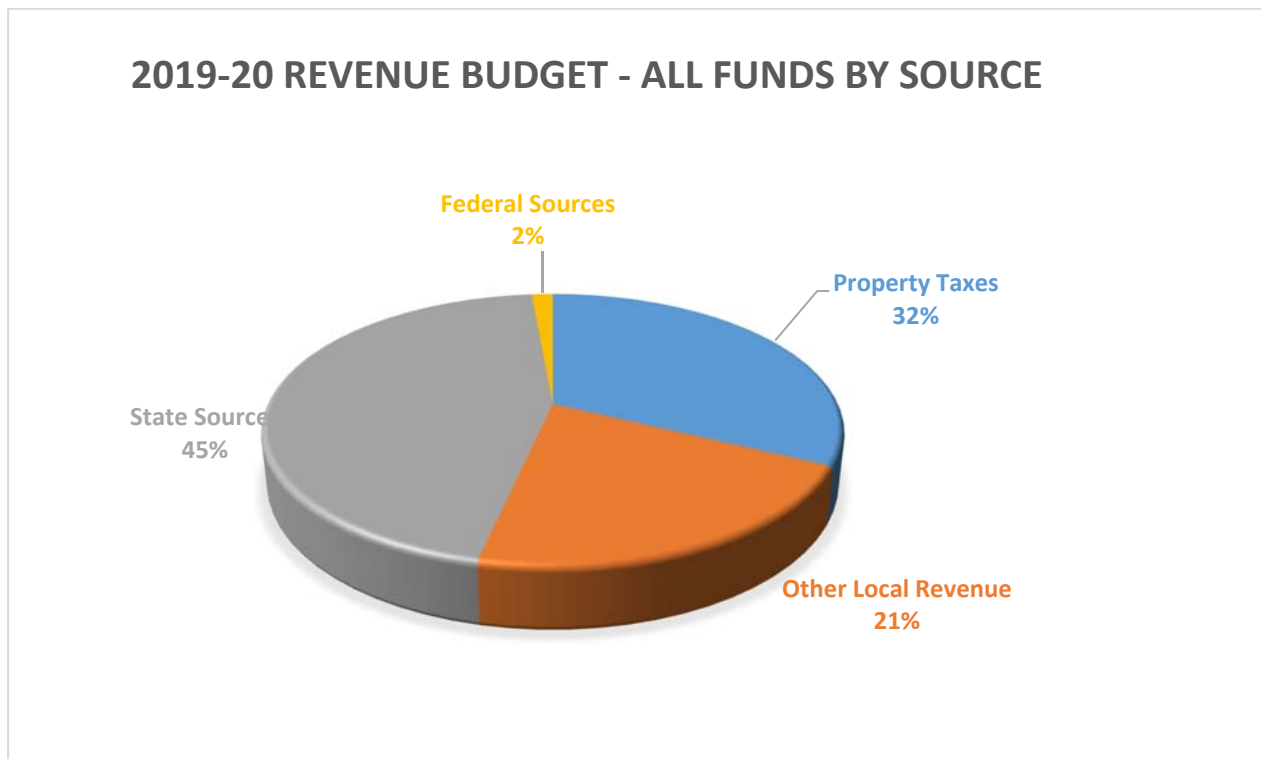
	14-15	14-15	15-16	15-16	16-17	16-17	17-18	17-18	18-19	18-19	19-20	19-20
	ADM	PUN	ADM	PUN	ADM	PUN	ADM	PUN	ADM	PUN	ADM	PUN
PRE-K	68	68	58	58	55	55	57	57	54	54	54	54
K-HANDICAPPED	9	9	9	9	6	6	10	10	61	61	0	0
KINDERGARTEN	520	520	505	505	558	558	529	529	506	506	560	560
GRADES 1 TO 3	1837	1837	1837	1837	1844	1844	1836	1836	1813	1813	1834	1834
GRADES 4 TO 6	1990	1990	1975	1975	1940	1940	1965	1965	1949	1949	1946	1946
GRADES 7 TO 12	4032	4838	4046	4855	4076	4891	4065	4878	4029	4835	3989	4787
TOTAL	8456	9262	8430	9239	8479	9294	8462	9275	8412	9218	8383	9181

*Average Daily Membership (ADM) is the total headcount of students in a school district. Pupil Units are the total of the weighted pupil unit (as determined by state legislature) categories for a school district.

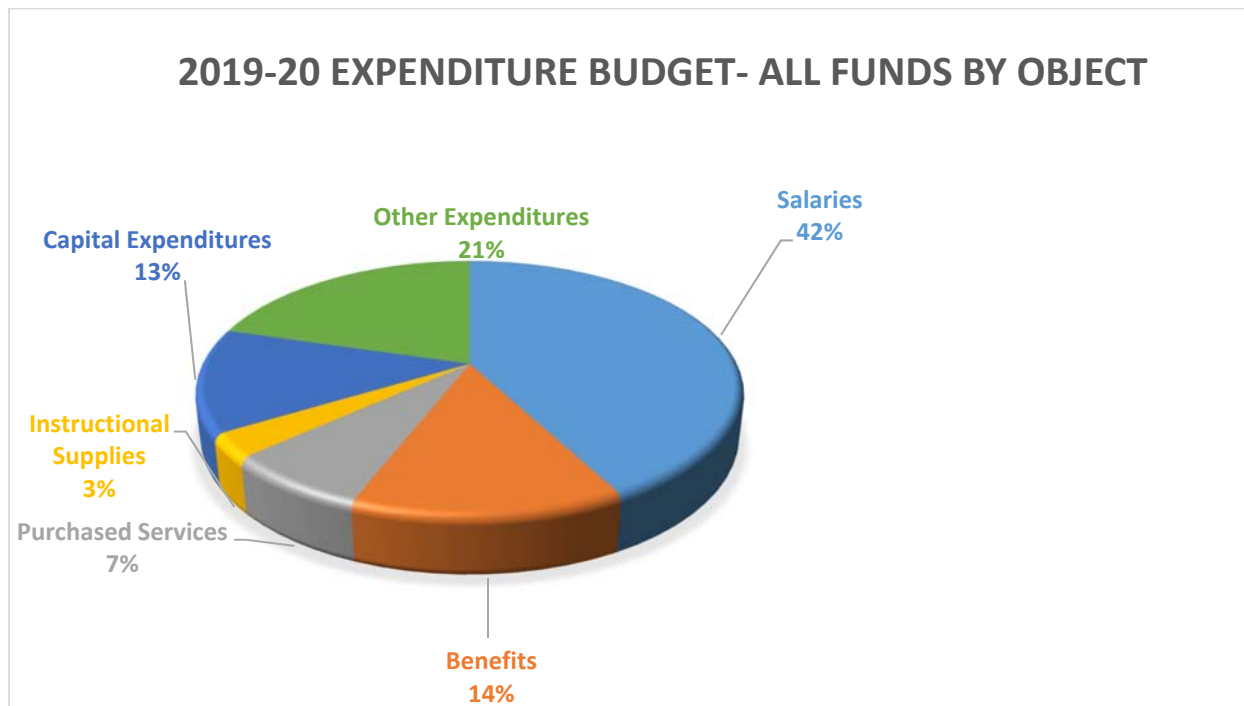
FINANCIAL INFORMATION

District administration is responsible for establishing and maintaining an internal control structure designed to ensure that the assets of the District are protected from loss, theft, or misuse and to ensure that adequate accounting data is compiled to allow for the preparation of financial statements in conformity with generally accepted accounting principles. The District accounting system is designed to provide reasonable, but not absolute, assurance that these objectives are met. The concept of reasonable assurance recognizes that the cost of a control should not exceed the benefits likely to be derived and the valuation of costs and benefits requires estimates and judgment by management. We believe the District's internal control system is adequate to safeguard assets and provide reasonable assurance that transactions are properly recorded. The District's annual financial reports are prepared pursuant to School Board policy and Minnesota State Statutes. The audited financial reports are required to be filed with both the Minnesota Department of Education and the State Auditor by November 30, of the subsequent fiscal year. These statements are presented on the same basis as those required by the Department of Education's Uniform Financial Accounting and Reporting System (UFARS). An annual budget is adopted by the School Board for all funds. Budgetary control is maintained by the District's business office. Monthly reports are reviewed by management personnel and the School Board.

The District's sources of revenue for all funds are property taxes, state aid, federal aid, and other local revenue. The majority of the revenue is received from state aid.



The District's expenditures are allocated to the following: salaries, benefits, purchased services, supplies and materials, capital expenditures, other expenditures, and debt service. The majority of the expenditures are in salaries and benefits.



FINANCIAL INFORMATION - BY FUND

General Fund

The General Fund is used to account for all revenues and expenditures of the school district not accounted for elsewhere. The General Fund is used to account for: K-12 educational activities, district instructional and student support programs, expenditures for the superintendent, district administration, normal operations and maintenance, pupil transportation, capital expenditures (including long term facility projects under \$2 million), and legal school district expenditures not specifically designated to be accounted for in any other fund.

This budget anticipates a decrease in student average daily membership (ADM) of 29 students for 2019-20. A 2% general funding formula increase was approved by the 2019 legislature for 2019-20. Revenues and expenditures for long term facilities maintenance projects that are less than \$2 million are now required to be recorded in the General Fund.

Estimated revenues total \$118,267,172 which is an increase of \$1,941,469 over the original budget. The 1.7% estimated revenue increase is due to a combination of both revenue increases and decreases. The majority of the increase is due to the formula allowance increase, operating referendum increase, state funding for special education, and interest revenue. Decreases in revenue include long term facility maintenance levy, enrollment decrease and miscellaneous revenues.

Estimated expenditures total \$120,565,910, an increase of \$5,956,129 over the original budget. The 5.2% estimated expenditure increase includes the School Board budget plan approved in April 2019. Increases in expenditures include long-term facility maintenance, capital and supply carryovers from previous years. Decreases in expenditures include budget plan reductions. The growth in remaining expenditures is consistent with regional inflationary trends.

The estimated unassigned fund balance is \$6,229,707; the estimated restricted fund balance for the capital, long-term facility maintenance, staff development, safe schools, gifted education, learning and development, basic skills, and career and technical is \$228,407. The estimated committed fund balance of 1% to be used for cash flow is \$1,080,266. The estimated assigned fund balance for severance, alternative compensation, subsequent year budget, carryover, and the area-learning center is \$3,197,406

The District's unassigned fund balance trend offers the single best measure of the District's overall financial health. The estimated overall unassigned fund balance on June 30, 2020 represents 5.11% of annual expenditures or just under a month of normal operating expenditures. The unassigned fund balance excluding long-term facilities maintenance and capital expenditures is estimated at 5.71%. The District closely monitors the General Fund unassigned fund balance through use of a detailed financial planning model, two budget revisions during the year and with monthly budget analysis. The School Board fund balance policy is to maintain a minimum 6% fund balance in the Unassigned General Fund with an additional commitment of 1% fund balance for cash flow purposes.

Special Revenue Funds

The Special Revenue Funds include the Food Service and Community Service Funds. The Food Service Fund is used to record financial activities of a school district's food service program which includes the purpose of preparation and service of milk, meals, and snacks in connection with school. The Community Service Fund is used to record all financial activities of the Community Service Program. The Community Service Fund is comprised of four components, each with its own fund balance. The four components are Community Service, Community Education, Early Childhood Family Education, and School Readiness.

The June 30, 2020 estimated combined fund balance is \$1,855,801, a decrease of \$176,660 from the previous year. The District intends to maintain Food Service and Community Services fund balances below the range of the 25% guideline set by the state.

Food Service Fund

The estimated June 30, 2020 fund balance is \$840,606 a decrease of \$259,648 from the previous year. Estimated revenues decrease by \$52 and estimated expenditures decrease by \$51,052 from the original budget. The decrease in revenues is primarily due to a slight decrease in breakfast participation. The increase in expenditures is primarily due to food costs and lunch room supervision. The decrease in expenditures is due to one-time allocation of expense in the previous year. The district continues to maintain compliance with the Healthy, Hungry Free Kids Act (HHFKA).

Community Service Fund

The estimated June 30, 2020 fund balance is \$1,015,195, an increase of \$82,989 from the previous year. Estimated revenues increased by \$262,058 and estimated expenditures increase by \$541,375 from the original budget. The increase in revenues is primarily a result of modifying program revenues based on participation. The increase in expenditures is due to continued adjustment in programming and an intentional realignment of expenditures with programming across programs.

Debt Service Fund

The Debt Service Fund is used to record revenues and expenditures for a school district's outstanding bonded indebtedness, whether for building construction or operating capital, and whether for initial or refunding bonds. The estimated June 30, 2020, fund balance is expected to be \$3,486,474, an increase of \$889,502 from the previous year. Estimated revenues and other financing sources decrease by \$0 and estimated expenditures increase by \$44,852 from the previous year.

A current refunding of the 2011 B series bond issue resulted in saving of approximately \$1.5 Million over the next 4 fiscal years, beginning in FY 20-21. This current refunding is reflected as an equal amount of revenue and expense in FY 19-20.

Levy revenues are based on levying 105% of the principal and interest schedule. The fund balance is monitored through a state formula and systematically reduced according to the state-mandated formula. The expenditure budget is based on the payment schedule of bond principal and interest on the general obligation bonds issued from 2011 through 2019.

Capital Project-Building Construction Fund

The Capital Project-Building Construction Fund is used to record all operations of a district's building construction program that are funded by the sale of bonds, by capital loans, by certificates of participation or the long term facility maintenance program.

The Board approves the district ten year long term facility maintenance plan annually. The plan is to be funded through long term facility maintenance bonds, annual levy, and some capital dollars. The bond proceeds and levy funds will be spent according to the long term facility maintenance plan schedule. In May 2015, the District was successful in its request to issue \$124.9 million in bonds to support a number of capital projects.

The estimated June 30, 2020 fund balance is expected to be \$15,101,088 a decrease of \$9,969,126 from the previous year. The decrease in fund balance is due mainly to the planned spend down of Long Term Facility Maintenance projects beginning in the summer of 2019.

Internal Service Fund

The Internal Service Fund is used to reserve funds used for the self-insured dental insurance offered by the district to its employees. The estimated June 30, 2020 fund balance is \$489,605 a increase of \$0 from the previous year. Estimated revenues and expenditures remained consistent with the previous year. The fund balance is part of the long term plan to maintain a reserve that sustains the self-insured dental program on a long term basis.

CONCLUSION

The 2019-20 Final Budget reflects the School Board's plan to maintain the District's strong financial history while using all available resources to provide educational opportunities to students. The School Board will continue efforts to maintain positive fund balances through a combination of increased funding from the legislature, budget adjustments and voter approved levies.

The preparation of this report could not have been accomplished without the efficient and dedicated services of the District's Business Services staff. We would like to express our appreciation to the members of the School Board for their interest and support in planning and conducting the financial operations of the District in a responsible and progressive manner.

Respectfully submitted,

John Toop
Director of Business Services

Ra Chhoth
Controller

Adam Lloyd
Assistant Controller

INDEPENDENT SCHOOL DISTRICT NO. 273



BOARD OF EDUCATION

Leny Wallen-Friedman

Matthew Fox

Erica Allenburg

Ellen Jones

Owen Michaelson

Janie Shaw

Julie Greene

CENTRAL ADMINISTRATION

Dr. John Schultz, Superintendent

John Toop, Director of Business Services

Ra Chhoth, Controller

Adam Lloyd, Assistant Controller

INDEPENDENT SCHOOL DISTRICT NO. 273



Edina Public Schools Strategic Roadmap

In 2011-12, Edina Public Schools began the process of refining its strategic plan. An advisory task force of community and staff members worked with TeamWorks International, an educational consulting firm, to complete the internal and external data analysis. This included a review of:

- Personalized Learning Experiences for ALL Students
- Coherent and Comprehensive Educational Program
- Effective and Valued District Partnerships

The task force's analysis was used to refine the strategic roadmap which included updating and affirming the district's:

- Mission
- Beliefs and values
- Vision
- Strategic directions
- Strategic parameters

The draft document was shared with the Edina Public Schools community for input and suggestions. The task force met in March & April of 2012, to finalize its work on the roadmap and to provide input. The draft was then forwarded to the School Board for its support. The School Board approved the updated Edina Public Schools Strategic Roadmap. This roadmap provides the school district community a strategic educational vision through the year 2015.

Vision 2015

Edina Public Schools will continue to be among the premier school districts both nationally and internationally. Our high expectations in academics, arts, extracurricular activities and community involvement best prepare each learner to achieve success in college, career and life.

INDEPENDENT SCHOOL DISTRICT NO. 273



POLICY 701 ESTABLISHMENT, ADOPTION, AND MODIFICATION OF DISTRICT BUDGET

It is the policy of Edina Public Schools to establish its revenue and expenditure budgets in accordance with the applicable provisions of law. Budget planning is an integral part of program planning so that the annual budget will effectively express and implement school board goals and the priorities of the school district.

I. Purpose

The purpose of this policy is to establish lines of authority and procedures for the establishment, adoption and modification of the school district's revenue and expenditure budgets.

II. General Statement of Policy

Edina Public Schools will establish, adopt and modify its revenue and expenditure budgets in accordance with the applicable provisions of law. Budget planning is an integral part of program planning so that the annual budget will effectively express and implement school board goals and the priorities of the school district.

III. Requirements

A. The superintendent or other administrators, as designated by the superintendent or the school board, will each year prepare preliminary revenue and expenditure budgets for review by the school board or its designated committee. The preliminary budgets are accompanied by written commentary as necessary for the budgets to be clearly understood by the members of the school board and the public.

The school board will review the projected revenues and expenditures for the school district for the next fiscal year and make adjustments in the expenditure budget as necessary to carry out the education program within the revenues projected.

B. The school district must maintain separate accounts to identify revenues and expenditures for each building. Expenditures are reported in compliance with Minn. Stat. § 123B.76.

C. Prior to July 1 of each year, the school board must approve and adopt its initial revenue and expenditure budgets for the next fiscal year. The adopted expenditure budget document is the school board's expenditure authorization for that fiscal year. No funds may be expended for any purpose in the fiscal year prior to the adoption of the expenditure budget document that authorizes the expenditure for the fiscal year or prior to the adoption of an amendment to the expenditure budget document by the school board to authorize the expenditure for the fiscal year.

D. Each year, the school district will publish its adopted revenue and expenditure budgets for the current fiscal year; the actual revenues, expenditures and fund balances for the prior fiscal year; and the projected fund balances for the current fiscal year in the form prescribed by the Minnesota Commissioner of Education (“Commissioner”) within one week of the acceptance of the final audit by the school board, or November 30, whichever is earlier. A statement will be included in the publication that the complete budget in detail may be inspected by any resident of the school district upon request to the superintendent.

A summary of this information and the address of the district’s website where the information can be found must be published in a newspaper of general circulation in the district. At the same time as this publication, the district will publish the other information required by Minn. Stat. § 123B.10.

E. At the public hearing on the adoption of the school district’s proposed property tax levy, the school board will review its current budget and the proposed property taxes payable in the following calendar year.

F. The school district must also post the materials specified in Section IIID above on the district’s official website, including a link to the district’s report card on the Minnesota Department of Education’s website, and publish a summary of information and the address of the district’s official website where the information can be found in a qualified newspaper of general circulation in the district.

IV. Implementation

A. The school board places the responsibility for administering the adopted budget with the superintendent. The superintendent may delegate budgetary duties to other administrators, but maintains the ultimate responsibility for this function.

B. The program-oriented budgeting system will be supported by a program-oriented accounting structure organized and operated on a fund basis as provided for in state law through the Uniform Financial Accounting and Reporting Standards for Minnesota School Districts (UFARS).

C. The superintendent or designee is authorized to make payments of claims or salaries authorized by the adopted or amended budget prior to school board approval.

D. Supplies and capital equipment can be ordered prior to budget adoption only by authority of the school board. If additional personnel are provided in the proposed budget, actual hiring may not occur until the budget is adopted unless otherwise approved by the school board. Other funds to be expended in a subsequent fiscal year may not be encumbered prior to budget adoption unless specifically approved by the school board.

E. The school district shall make such reports to the Commissioner as required relating to initial allocations of revenue, reallocations of revenue, and expenditures of funds.

V. Modification of the Budget

A. If revisions or modifications in the adopted expenditure budget are determined to be advisable by the administration, the superintendent will recommend the proposed changes to the school board. The proposed changes will be accompanied by sufficient and appropriate background information on the revenue and policy issues involved to allow the school board to make an informed decision.

A school board member may also propose modifications on that board member's own motion, provided however, the school board member is encouraged to review the proposed modifications with the superintendent prior to the modifications being proposed so that the administration may prepare necessary background materials for the school board prior to its consideration of those proposed modifications.

B. If sufficient funds are not included in the expenditure budget in a particular fund to allow the proposed expenditure, funds for this purpose may not be expended from that fund prior to the adoption of an expenditure budget amendment by the school board to authorize that expenditure for that fiscal year. An amended expenditure will not exceed the projected revenues available for that purpose in that fund.

C. The school district's revenue budget may be periodically amended during a fiscal year to reflect updated or revised revenue estimates. The superintendent will make recommendations to the school board for appropriate revisions. If necessary, the school board will also make necessary revisions in the expenditure budget if it appears that expenditures would otherwise exceed revenues and fund balances in the fund.

INDEPENDENT SCHOOL DISTRICT #273 COMBINED STATEMENT OF BUDGETED REVENUES, EXPENDITURES, AND PROJECTED CHANGES IN FUND BALANCE Fiscal Year Ending June 30, 2020									
	Audited Balance June 30, 2019	Original Revenues	Revised Revenues	Original Expenditures	Revised Expenditures	Original Required Transfers	Revised Required Transfers	Original Projected Balance June 30, 2020	Revised Projected Balance June 30, 2020
GENERAL FUND									
Nonspendable - General	31,133	-	-	-	-	-	-	128,765	31,133
Nonspendable - Capital	-	-	-	-	-	-	-	-	-
Subtotal Nonspendable	31,133	-	-	-	-	-	-	128,765	31,133
Restricted for Capital - Carryover	2,366,645	-	-	-	2,366,645	-	-	-	-
Restricted for Capital	388,831	2,266,474	3,258,049	2,205,864	3,411,284	-	-	497,604	235,596
Restricted for Capital/Technology Levy	-	-	-	-	-	-	-	-	-
Restricted for Long Term Facilities Maintenance	-	6,857,801	6,857,801	5,613,311	5,669,048	(1,244,490)	(1,188,753)	-	-
Restricted for Staff Development	58,820	1,186,375	1,181,924	1,229,916	1,247,933	-	-	(47,942)	(7,189)
Restricted for Safe Schools	-	465,312	759,231	611,544	824,077	146,232	64,846	-	-
Restricted for Gifted Education	-	132,780	132,345	1,040,048	1,050,201	907,268	917,856	-	-
Restricted for Learning & Development	-	1,895,622	1,884,244	1,892,265	1,899,794	-	15,550	3,357	-
Restricted for Basic Skills-ML	-	269,398	291,718	1,278,218	1,285,197	1,008,820	993,479	-	-
Restricted for Basic Skills-Compensatory	-	249,405	255,147	245,877	247,018	-	(8,129)	3,528	-
Restricted for Career and Technical	-	106,364	-	471,312	-	364,948	-	-	-
Restricted for Achievement & Integration	-	1,145,800	1,142,326	1,121,504	1,142,326	-	-	-	-
Subtotal Restricted	2,814,295	14,575,331	15,762,785	15,709,859	19,143,522	1,182,778	794,848	456,547	228,407
Committed 1% of Unassigned Fund Balance	1,037,614	-	-	-	-	12,670	42,652	1,029,886	1,080,266
Subtotal Committed	1,037,614	-	-	-	-	12,670	42,652	1,029,886	1,080,266
Assigned for Separation/Retirement Benefits	3,385,135	-	-	-	-	-	(187,729)	2,756,526	3,197,406
Assigned for Q Comp	149,673	2,375,570	2,218,576	2,318,231	2,409,341	-	41,092	215,028	-
Assigned for Carryover	-	-	-	-	538,715	-	538,715	-	-
Assigned for Success Center ALC	-	149,738	148,235	237,643	367,153	87,905	218,918	-	-
Assigned for High School-ALP	-	330,642	358,296	376,656	375,462	46,014	17,166	-	-
Subtotal Assigned	3,534,808	2,855,950	2,725,107	2,932,530	3,690,671	133,919	628,162	2,971,554	3,197,406
Unassigned - Unemployment	(71,946)	-	-	-	-	-	-	(92,422)	(71,946)
Unassigned - Lease Levy	-	-	-	-	-	-	-	(721,178)	-
Unassigned - General	6,836,561	98,894,422	99,779,280	95,967,392	97,731,718	(2,573,857)	(2,654,416)	7,230,333	6,229,707
Subtotal Unassigned	6,764,615	98,894,422	99,779,280	95,967,392	97,731,718	(2,573,857)	(2,654,416)	6,416,733	6,157,761
Total General	14,182,465	116,325,703	118,267,172	114,609,781	120,565,910	(1,244,490)	(1,188,753)	11,003,485	10,694,973
FOOD SERVICE FUND									
Nonspendable	-	-	-	-	-	-	-	480	-
Restricted	1,100,254	2,945,804	2,945,752	3,256,453	3,205,401	-	-	484,128	840,606
Total Food Service	1,100,254	2,945,804	2,945,752	3,256,453	3,205,401	-	-	484,608	840,606
COMMUNITY SERVICE FUND									
Nonspendable Community Ed - General	-	-	-	-	-	-	-	-	-
Restricted for Community Ed - General	658,243	6,433,895	7,072,510	6,385,416	6,952,198	-	-	430,753	778,555
Restricted for ECFE	80,107	1,166,959	825,850	931,599	806,240	-	-	622,630	99,717
Restricted for School Readiness	181,219	189,078	216,128	119,866	246,130	-	-	227,528	151,217
Restricted for Other Community Ed	12,638	274,979	212,481	265,725	239,413	-	-	9,822	(14,294)
Total Community Service	932,206	8,064,911	8,326,969	7,702,606	8,243,981	-	-	1,290,733	1,015,195
Total Operating Funds	16,214,926	127,336,418	129,539,893	125,568,840	132,015,292	(1,244,490)	(1,188,753)	12,778,826	12,550,774
BUILDING FUND									
Nonspendable - Alternative Facilities Levy	-	-	-	-	-	-	-	12,739	-
Restricted for Capital/Technology Levy	1,278,343	5,914,554	5,914,554	5,845,567	6,489,145	-	-	833,510	703,752
Restricted for \$124.9m Building Bond	798,649	-	-	1,008,223	798,649	-	-	-	(0)
Restricted for Long Term Maintenance Revenue	23,000,222	100,000	2,232,331	12,016,970	12,016,970	1,244,490	1,188,753	14,065,710	14,404,337
Unassigned for Lease Purchase-CC & CN	-	-	-	-	-	-	-	-	-
Total Building	25,077,214	6,014,554	8,146,885	18,870,760	19,304,764	1,244,490	1,188,753	14,911,959	15,108,088
DEBT SERVICE FUND									
Restricted for Bond Refunding	-	-	21,951,538	-	21,951,538	-	-	-	-
Restricted Fund Balance	2,596,972	15,984,979	15,984,979	15,050,625	15,095,477	-	-	2,988,627	3,486,474
Total Debt Service	2,596,972	15,984,979	37,936,517	15,050,625	37,047,015	-	-	2,988,627	3,486,474
INTERNAL SERVICE FUND - Dental									
Unassigned Fund Balance	489,605	870,000	870,000	870,000	870,000	-	-	484,367	489,605
Total Internal Service	489,605	870,000	870,000	870,000	870,000	-	-	484,367	489,605
TOTAL ALL FUNDS	44,378,717	150,205,951	176,493,295	160,360,225	189,237,071	-	0	31,163,779	31,634,941

INDEPENDENT SCHOOL DISTRICT NO. 273
SUMMARY OF BUDGETS - ALL GOVERNMENTAL FUND TYPES
2019-2020 BUDGET

	GENERAL	SPECIAL REVENUE	DEBT SERVICE	CAPITAL PROJECT	TOTAL ALL GOVERNMENTAL FUND TYPES
REVENUES:					
Property Taxes	\$ 33,631,398	\$ 1,148,267	\$ 15,894,979	\$ 5,914,554	\$ 56,589,198
Other Local Revenue	4,175,687	8,833,042	22,041,538	2,232,331	37,282,598
State Sources	78,627,470	661,412	-	-	79,288,882
Federal Sources	1,832,617	630,000	-	-	2,462,617
TOTAL REVENUE	\$ 118,267,172	\$ 11,272,721	\$ 37,936,517	\$ 8,146,885	\$ 175,623,295
EXPENDITURES:					
<i>Current:</i>					
District & School Administration	\$ 3,151,831	\$ -	\$ -	\$ -	\$ 3,151,831
District Support Service	3,099,568	-	-	-	3,099,568
Regular Instruction	57,764,946	-	-	-	57,764,946
Vocational Instruction	364,303	-	-	-	364,303
Special Education Instruction	21,856,577	-	-	-	21,856,577
Instructional Support Services	6,792,688	-	-	-	6,792,688
Pupil Support Services	10,457,812	-	-	-	10,457,812
Site, Building and Equipment	16,738,187	-	-	19,304,764	36,042,951
Fixed Cost Programs	340,000	-	-	-	340,000
Food Service	-	3,205,401	-	-	3,205,401
Community Service	-	8,243,981	-	-	8,243,981
<i>Debt Service:</i>					
Principal	-	-	30,035,000	-	30,035,000
Interest and Fiscal Charges	-	-	7,012,015	-	7,012,015
TOTAL EXPENDITURES	\$ 120,565,911	\$ 11,449,381	\$ 37,047,015	\$ 19,304,764	\$ 188,367,072
EXCESS (DEFICIENCY) OF REVENUES OVER EXPENDITURES	\$ (2,298,739)	\$ (176,660)	\$ 889,502	\$ (11,157,879)	\$ (12,743,776)
OTHER FINANCING SOURCES (USES)					
Transfers In/(Out)	\$ (1,188,753)	\$ -	\$ -	\$ 1,188,753	\$ -
Bond Proceeds	\$ -	\$ -	\$ 21,951,538	\$ -	\$ 21,951,538
Bond Refunding Proceeds Held in Escrow	-	-	-	-	-
TOTAL OTHER FINANCING SOURCES(USES)	\$ (1,188,753)	\$ -	\$ 21,951,538	\$ 1,188,753	\$ 21,951,538
FUND BALANCES JULY 1:					
Nonspendable	\$ 31,133	\$ -	\$ -	\$ -	\$ 31,133
Restricted	\$ 2,814,295	\$ 2,032,461	\$ 2,596,972	\$ 25,077,214	\$ 32,520,942
Committed	\$ 1,037,614	\$ -	\$ -	\$ -	\$ 1,037,614
Assigned	\$ 3,534,808	\$ -	\$ -	\$ -	\$ 3,534,808
Unassigned - General	\$ 6,764,615	\$ -	\$ -	\$ -	\$ 6,764,615
FUND BALANCE TRANSFERS:					
Restricted	\$ -	\$ -	\$ -	\$ -	\$ -
Unassigned - General	\$ -	\$ -	\$ -	\$ -	\$ -
FUND BALANCES JUNE 30:					
Nonspendable	\$ 31,133	\$ -	\$ -	\$ -	\$ 31,133
Restricted	\$ 228,407	\$ 1,855,801	\$ 3,486,474	\$ 15,108,088	\$ 20,678,770
Committed	\$ 1,080,266	\$ -	\$ -	\$ -	\$ 1,080,266
Assigned	\$ 3,197,406	\$ -	\$ -	\$ -	\$ 3,197,406
Unassigned - General	\$ 6,157,761	\$ -	\$ -	\$ -	\$ 6,157,761



INDEPENDENT SCHOOL DISTRICT NO. 273

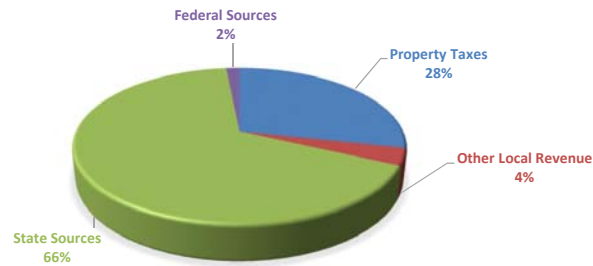
GENERAL FUND

The General Fund is used to account for all revenues and expenditures of the school district not accounted for elsewhere. The General Fund is used to account for: K-12 educational activities, district instructional and student support programs, expenditures for the superintendent, district administration, normal operations and maintenance, pupil transportation, capital expenditures (including long term facility maintenance under \$2 million), and legal school district expenditures not specifically designated to be accounted for in any other fund. A district may use General Fund revenues for capital purposes except when the requirements for a categorical revenue state that it may not be used for capital purchases.

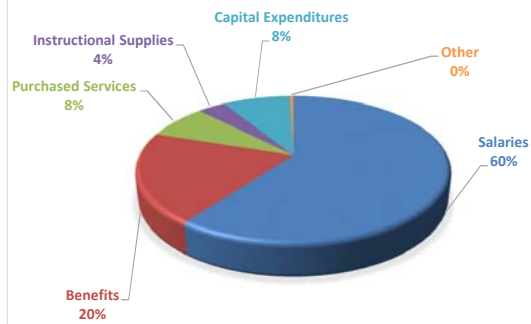
INDEPENDENT SCHOOL DISTRICT NO. 273

GENERAL FUND

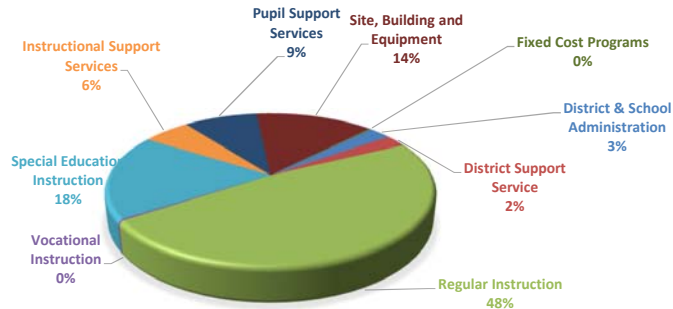
2019-20 REVENUE BUDGET - BY SOURCE



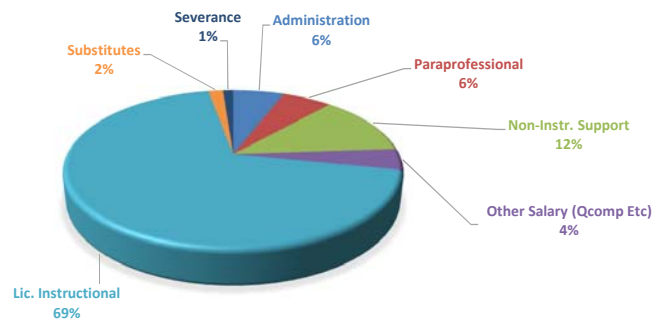
2019-20 EXPENDITURE BUDGET - BY OBJECT



2019-20 EXPENDITURE BUDGET - BY PROGRAM



2019-20 EXPENDITURE BUDGET - SALARY BY OBJ

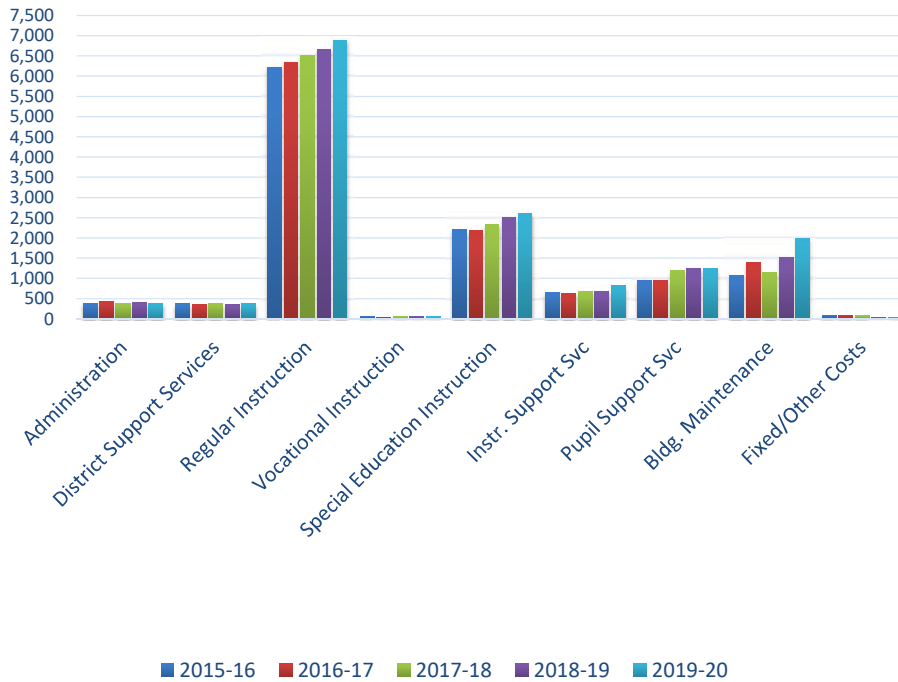


INDEPENDENT SCHOOL DISTRICT NO. 273

GENERAL FUND - EXPENDITURES BY PROGRAM

	2015-16	2016-17	2017-18	2018-19	2019-20	2015-16	2016-17	2017-18	2018-19	2019-20
	<u>Actual</u>	<u>Actual</u>	<u>Actual</u>	<u>Actual</u>	<u>Final Budget</u>	<u>Cost Per ADM</u>	<u>Cost Per ADM</u>	<u>Cost Per ADM</u>	<u>Cost Per ADM</u>	<u>Cost Per ADM</u>
District & School Administration	\$ 3,281,563	\$ 3,542,398	\$ 3,165,048	\$ 3,301,695	\$ 3,151,831	389	418	374	392	376
District Support Service	\$ 3,093,531	\$ 3,097,417	\$ 3,252,865	\$ 2,918,207	\$ 3,099,568	367	365	384	347	370
Regular Instruction	\$ 52,518,801	\$ 53,688,788	\$ 55,129,942	\$ 55,976,301	\$ 57,764,946	6,230	6,332	6,514	6,654	6,891
Vocational Instruction	\$ 402,746	\$ 280,680	\$ 437,560	\$ 371,717	\$ 364,303	48	33	52	44	43
Special Education Instruction	\$ 18,601,905	\$ 18,431,801	\$ 19,799,024	\$ 21,165,695	\$ 21,856,577	2,207	2,174	2,339	2,516	2,607
Instructional Support Services	\$ 5,508,758	\$ 5,382,317	\$ 5,826,639	\$ 5,720,643	\$ 6,792,688	653	635	688	680	810
Pupil Support Services	\$ 7,922,598	\$ 8,118,389	\$ 10,026,345	\$ 10,536,840	\$ 10,457,812	940	957	1,185	1,253	1,248
Site, Building and Equipment*	\$ 8,954,875	\$ 11,733,576	\$ 9,665,421	\$ 12,863,141	\$ 16,738,187	1,062	1,384	1,142	1,529	1,997
Fixed Cost Programs	\$ 579,502	\$ 652,730	\$ 636,414	\$ 252,778	\$ 340,000	69	77	75	30	41
	\$ 100,864,279	\$ 104,928,096	\$ 107,939,258	\$ 113,107,017	\$ 120,565,911	\$ 11,965	\$ 12,375	\$ 12,753	\$ 13,446	\$ 14,383

GENERAL FUND - COST PER ADM BY PROGRAM



INDEPENDENT SCHOOL DISTRICT NO. 273

GENERAL FUND BUDGET FY 19-20 With Comparative Information for Fiscal Years 16 thru 19 Revenues & Expenditures - by Program

	2015-16 Actual	2016-17 Actual	2017-18 Actual	2018-19 Actual	2019-20 Final Budget	Increase/ (Decrease)	% Inc/(Dec)
REVENUES:							
Property Taxes	\$ 23,596,521	\$ 30,769,055	\$ 30,235,863	\$ 33,058,228	\$ 33,631,398	\$ 573,170	1.7%
Other Local Revenue	4,100,426	3,788,108	5,029,098	5,062,879	4,175,687	\$ (887,192)	-17.5%
State Sources	71,873,064	71,970,881	73,752,106	76,567,326	78,627,470	\$ 2,060,144	2.7%
Federal Sources	1,871,244	1,795,959	1,832,821	2,410,766	1,832,617	(578,149)	-24.0%
TOTAL REVENUE	\$101,441,255	\$ 108,324,003	\$ 110,849,888	\$ 117,099,199	\$ 118,267,172	\$ 1,167,973	1.0%
EXPENDITURES:							
<i>Current:</i>							
District & School Administration	\$ 3,281,563	\$ 3,542,398	\$ 3,165,048	\$ 3,301,695	\$ 3,151,831	\$ (149,864)	-4.5%
District Support Service	3,093,531	3,097,417	3,252,865	2,918,207	3,099,568	\$ 181,361	6.2%
Regular Instruction	52,518,801	53,688,788	55,129,942	55,976,301	57,764,946	\$ 1,788,645	3.2%
Vocational Instruction	402,746	280,680	437,560	371,717	364,303	\$ (7,414)	-2.0%
Special Education Instruction	18,601,905	18,431,801	19,799,024	21,165,695	21,856,577	\$ 690,882	3.3%
Instructional Support Services	5,508,758	5,382,317	5,826,639	5,720,643	6,792,688	\$ 1,072,045	18.7%
Pupil Support Services	7,922,598	8,118,389	10,026,345	10,536,840	10,457,812	\$ (79,028)	-0.8%
Site, Building and Equipment*	8,954,875	11,733,576	9,665,421	12,863,141	16,738,187	\$ 3,875,046	30.1%
Fixed Cost Programs	579,502	652,730	636,414	252,778	340,000	87,222	34.5%
TOTAL EXPENDITURES	\$100,864,279	\$ 104,928,096	\$ 107,939,258	\$ 113,107,017	\$ 120,565,911	\$ 7,458,894	6.6%
EXCESS (DEFICIENCY) OF REVENUES OVER EXPENDITURES	\$ 576,976	\$ 3,395,907	\$ 2,910,630	\$ 3,992,182	\$ (2,298,739)		
OTHER FINANCING SOURCES (USES)							
Transfers In/(Out) & Prior Period Adj	\$ -	\$ (4,102,593)	\$ (7,866,783)	\$ (3,659,967)	\$ (1,188,753)		
FUND BALANCES JULY 1:							
Nonspendable	\$ 79,058	\$ 148,739	\$ 89,550	\$ 714,427	\$ 31,133		
Restricted	\$ 1,087,347	\$ 1,333,394	\$ 1,791,869	\$ 3,289,820	\$ 2,814,295		
Committed	\$ 2,562,543	\$ 2,747,450	\$ 2,871,328	\$ 927,819	\$ 1,037,614		
Assigned	\$ 3,347,099	\$ 4,691,225	\$ 6,490,753	\$ 3,535,342	\$ 3,534,808		
Unassigned - General	\$ 8,535,456	\$ 9,901,058	\$ 8,155,342	\$ 5,268,594	\$ 6,764,615		
FUND BALANCE TRANSFERS:							
Restricted	\$ -	\$ -	\$ -	\$ 1	\$ -		
Unassigned - General	n/a	n/a	n/a	n/a	n/a		
FUND BALANCES JUNE 30:							
Nonspendable	\$ 89,550	\$ 89,550	\$ 714,427	\$ 31,133	\$ 31,133		
Restricted	\$ 1,333,394	\$ 1,791,869	\$ 3,289,820	\$ 2,814,295	\$ 228,407		
Committed	\$ 2,747,450	\$ 2,871,328	\$ 927,819	\$ 1,037,614	\$ 1,080,266		
Assigned	\$ 4,691,225	\$ 6,490,753	\$ 3,535,342	\$ 3,534,808	\$ 3,197,406		
Unassigned - General	\$ 7,326,860	\$ 8,155,342	\$ 5,268,594	\$ 6,764,615	\$ 6,157,761		


*MDE coding requirement change: long term facilities projects under \$2 million coded to General Fund vs. Construction effective 7/1/16.

INDEPENDENT SCHOOL DISTRICT NO. 273

**GENERAL FUND BUDGET
FY 19-20 With Comparative Information for Fiscal Years 16 thru 19
Revenues & Expenditures - by Object**

	<u>2015-16</u>	<u>2016-17</u>	<u>2017-18</u>	<u>2018-19</u>	<u>2019-20</u>	<u>Increase/</u>	<u>%</u>
	<u>Actual</u>	<u>Actual</u>	<u>Actual</u>	<u>Actual</u>	<u>Final Budget</u>	<u>(Decrease)</u>	<u>Inc/(Dec)</u>
<u>REVENUES:</u>							
Property Taxes	\$ 23,596,521	\$ 30,769,055	\$ 30,235,863	\$ 33,058,228	\$ 33,631,398	\$ 573,170	1.7%
Other Local Revenue	4,100,426	3,788,108	5,029,098	5,062,879	4,175,687	\$ (887,192)	-17.5%
State Sources	71,873,064	71,970,881	73,752,106	76,567,326	78,627,470	\$ 2,060,144	2.7%
Federal Sources	1,871,244	1,795,959	1,832,821	2,410,766	1,832,617	(578,149)	-24.0%
TOTAL REVENUE	\$ 101,441,255	\$ 108,324,003	\$ 110,849,888	\$ 117,099,199	\$ 118,267,172	\$ 1,167,973	1.0%
<u>EXPENDITURES:</u>							
Salaries	\$ 63,746,024	\$ 66,447,341	\$ 69,285,104	\$ 71,015,698	\$ 72,576,323	\$ 1,560,625	2.2%
Benefits	22,312,660	22,052,657	22,732,211	23,643,161	24,029,700	\$ 386,540	1.6%
Purchased Services	9,099,715	8,214,398	8,452,438	9,607,417	9,160,323	\$ (447,094)	-4.7%
Instructional Supplies	3,268,783	3,464,056	4,487,152	4,159,349	4,154,371	\$ (4,978)	-0.1%
Capital Expenditures	2,363,203	4,274,951	2,348,994	4,355,703	10,145,431	\$ 5,789,729	132.9%
Other Expenditures	73,894	474,693	633,359	325,690	499,763	174,072	53.4%
TOTAL EXPENDITURES	\$ 100,864,279	\$ 104,928,096	\$ 107,939,258	\$ 113,107,017	\$ 120,565,910	\$ 7,458,893	6.6%
EXCESS (DEFICIENCY) OF REVENUES OVER EXPENDITURES	\$ 576,976	\$ 3,395,907	\$ 2,910,631	\$ 3,992,182	\$ (2,298,738)		
<u>OTHER FINANCING SOURCES (USES)</u>							
Capital Eq. Note & Transfers In/(Out)	\$ -	\$ (4,102,593)	\$ (7,866,783)	\$ (3,659,967)	\$ (1,188,753)		
<u>FUND BALANCES JULY 1:</u>							
Nonspendable	\$ 79,058	\$ 148,739	\$ 89,550	\$ 714,427	\$ 31,133		
Restricted	\$ 1,087,347	\$ 1,333,394	\$ 1,791,869	\$ 3,289,820	\$ 2,814,295		
Committed	\$ 2,562,543	\$ 2,747,450	\$ 2,871,328	\$ 927,819	\$ 1,037,614		
Assigned	\$ 3,347,099	\$ 4,691,225	\$ 6,490,753	\$ 3,535,342	\$ 3,534,808		
Unassigned - General	\$ 8,535,456	\$ 10,316,913	\$ 8,691,658	\$ 5,268,594	\$ 6,764,615		
<u>FUND BALANCE TRANSFERS:</u>							
Restricted	\$ -	\$ -	\$ -	\$ -	\$ -		
Unassigned - General	n/a	n/a	n/a	n/a	n/a		
<u>FUND BALANCES JUNE 30:</u>							
Nonspendable	\$ 89,550	\$ 89,550	\$ 714,427	\$ 31,133	\$ 31,133		
Restricted	\$ 1,333,394	\$ 1,791,869	\$ 3,289,820	\$ 2,814,295	\$ 228,407		
Committed	\$ 2,747,450	\$ 2,871,328	\$ 927,819	\$ 1,037,614	\$ 1,080,266		
Assigned	\$ 4,691,225	\$ 6,490,753	\$ 3,535,342	\$ 3,534,808	\$ 3,197,406		
Unassigned - General	\$ 7,326,860	\$ 8,691,658	\$ 5,268,594	\$ 6,764,615	\$ 6,157,761		

*MDE coding requirement change: long term facilities projects under \$2 million coded to General Fund vs. Construction effective 7/1/16.



INDEPENDENT SCHOOL DISTRICT NO. 273

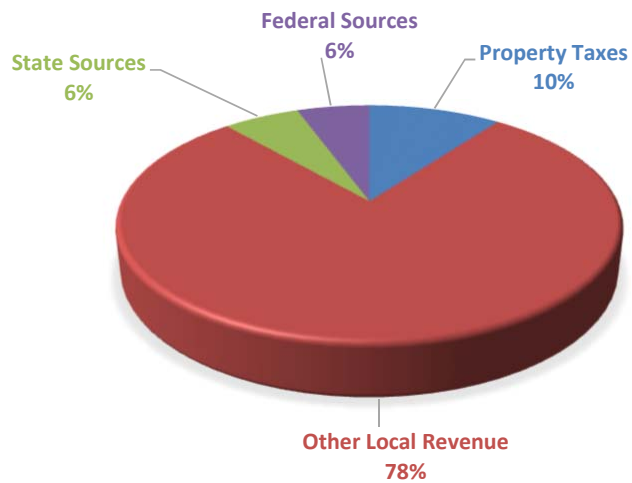
SPECIAL REVENUE FUNDS

The Special Revenue Funds account for the Food Service and Community Service Funds. The Food Service Fund is used to record financial activities of a school district's food service program. Food service includes activities for the purpose of preparation and service of milk, meals, and snacks in connection with school and community service activities. The Community Service Fund is used to record all financial activities of the Community Service program. The Community Service Fund is comprised of five components, each with its own fund balance. The five components are Community Service, Community Education, Early Childhood Family Education, School Readiness, and Adult Basic Education.

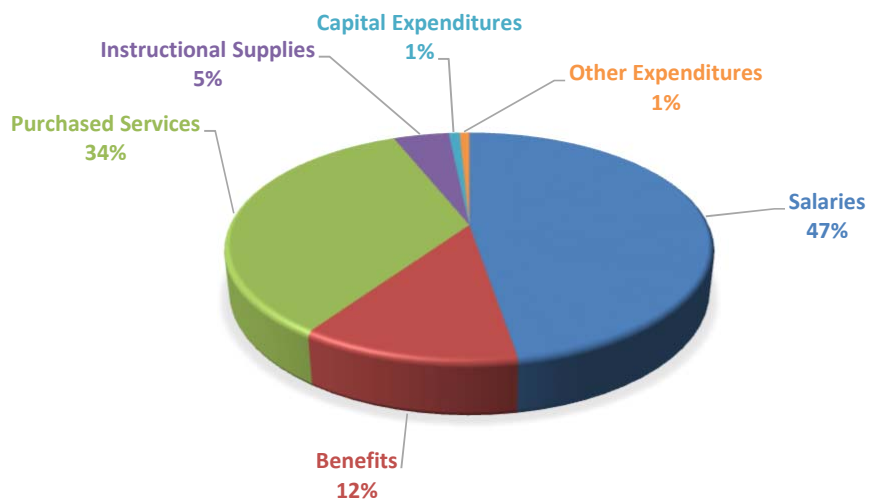
INDEPENDENT SCHOOL DISTRICT NO. 273

SPECIAL REVENUE FUNDS

2019-20 REVENUE BUDGET - BY SOURCE



2019-20 EXPENDITURE BUDGET - BY OBJECT



INDEPENDENT SCHOOL DISTRICT NO. 273


**FOOD SERVICE SPECIAL REVENUE FUNDS BUDGET
FY 19-20 With Comparative Information for Fiscal Years 16 thru 19
Revenues & Expenditures - by Object**

	2015-16	2016-17	2017-18	2018-19	2019-20	Increase/	%
	Actual	Actual	Actual	Actual	Final Budget	(Decrease)	Inc/(Dec)
REVENUES:							
Other Local Revenue	\$ 2,261,367	\$ 2,158,593	\$ 2,263,555	\$ 2,267,813	\$ 2,171,700	\$ (96,113)	-4.2%
State Sources	119,607	118,885	117,696	123,311	144,052	\$ 20,741	16.8%
Federal Sources	622,911	641,258	629,715	649,082	630,000	(19,082)	-2.9%
TOTAL REVENUE	\$ 3,003,885	\$ 2,918,736	\$ 3,010,966	\$ 3,040,206	\$ 2,945,752	\$ (94,454)	-3.1%
EXPENDITURES:							
Salaries	\$ 101,162	\$ 111,113	\$ 406,055	\$ 277,618	\$ 338,733	\$ 61,115	22.0%
Benefits	16,740	16,236	112,147	78,757	83,991	\$ 5,234	6.6%
Purchased Services	2,437,049	2,457,552	2,473,947	2,395,361	2,593,511	\$ 198,150	8.3%
Supplies and Commodities	139,023	163,316	172,450	158,497	139,166	\$ (19,331)	-12.2%
Capital Expenditures	33,742	18,258	73,508	36,287	50,000	13,713	37.8%
TOTAL EXPENDITURES	\$ 2,727,716	\$ 2,766,475	\$ 3,238,107	\$ 2,946,520	\$ 3,205,401	\$ 258,881	8.8%
EXCESS (DEFICIENCY) OF REVENUES OVER EXPENDITURES	\$ 276,169	\$ 152,261	\$ (227,141)	\$ 93,686	\$ (259,649)		
OTHER FINANCING SOURCES (USES)							
Operating Transfer In/(Out)	\$ -	\$ -	\$ 87,344	\$ -	\$ -		
FUND BALANCES JULY 1:							
Nonspendable - Food Service							
Restricted - Food Service	\$ 717,936	\$ 994,105	\$ 1,146,366	\$ 1,006,569	\$ 1,100,255		
FUND BALANCE TRANSFERS:							
Restricted	\$ -	\$ -	\$ -	\$ -	\$ -		
FUND BALANCES JUNE 30:							
Nonspendable - Food Service							
Restricted - Food Service	\$ 994,105	\$ 1,146,366	\$ 1,006,569	\$ 1,100,255	\$ 840,606		

INDEPENDENT SCHOOL DISTRICT NO. 273

**COMMUNITY SERVICES SPECIAL REVENUE FUNDS BUDGET
FY 19-20 With Comparative Information for Fiscal Years 16 thru 19
Revenues & Expenditures - by Object**

	<u>2015-16</u>	<u>2016-17</u>	<u>2017-18</u>	<u>2018-19</u>	<u>2019-20</u>	<u>Increase/</u>	<u>%</u>
	<u>Actual</u>	<u>Actual</u>	<u>Actual</u>	<u>Actual</u>	<u>Final Budget</u>	<u>(Decrease)</u>	<u>Inc/(Dec)</u>
<u>REVENUES:</u>							
Property Taxes	\$ 1,153,680	\$ 1,177,557	\$ 1,123,835	\$ 1,071,855	\$ 1,148,267	\$ 76,412	7.1%
Other Local Revenue	5,436,099	5,059,902	5,733,098	6,522,616	6,663,280	140,664	2.2%
State Sources	459,638	485,290	549,113	461,119	515,422	54,303	11.8%
TOTAL REVENUE	\$ 7,049,417	\$ 6,722,749	\$ 7,406,046	\$ 8,055,590	\$ 8,326,969	\$ 271,379	3.7%
<u>EXPENDITURES:</u>							
Salaries	\$ 4,333,946	\$ 4,562,774	\$ 4,416,249	\$ 4,843,894	\$ 5,080,630	\$ 236,736	4.9%
Benefits	1,075,245	1,139,943	1,082,123	1,200,575	1,323,637	123,062	10.3%
Purchased Services	1,300,197	1,139,122	1,224,684	1,411,669	1,334,387	(77,282)	-5.5%
Instructional Supplies	484,889	352,650	390,783	415,428	367,601	(47,827)	-11.5%
Capital Expenditures	46,714	17,497	21,386	40,504	50,000	9,496	23.4%
Other Expenditures	7,570	51,962	14,320	13,589	87,726	74,137	545.6%
TOTAL EXPENDITURES	\$ 7,248,561	\$ 7,263,948	\$ 7,149,545	\$ 7,925,659	\$ 8,243,981	\$ 318,322	4.0%
EXCESS (DEFICIENCY) OF REVENUES OVER EXPENDITURES	\$ (199,144)	\$ (541,199)	\$ 256,501	\$ 129,931	\$ 82,991		
<u>OTHER FINANCING SOURCES (USES)</u>							
Operating Transfer In/(Out)	\$ -	\$ -	\$ -	\$ 62,117	\$ -		
<u>FUND BALANCES JULY 1:</u>							
Restricted - Community Service	\$ 1,223,998	\$ 1,024,854	\$ 483,655	\$ 740,156	\$ 932,204		
<u>FUND BALANCE TRANSFERS:</u>							
Restricted	\$ -	\$ -	\$ -	\$ -	\$ -		
<u>FUND BALANCES JUNE 30:</u>							
Restricted - Community Service	\$ 1,024,854	\$ 483,655	\$ 740,156	\$ 932,204	\$ 1,015,195		



INDEPENDENT SCHOOL DISTRICT NO. 273

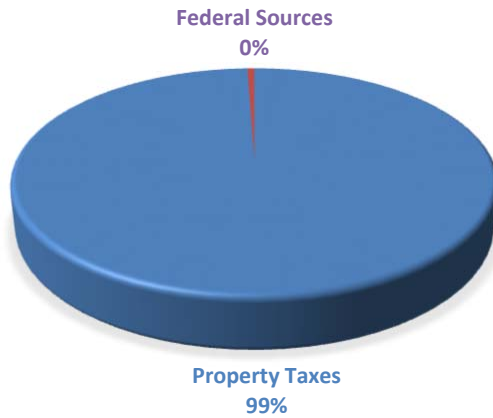
DEBT SERVICE FUND

The Debt Service Fund is used to record revenues and expenditures for a school district's outstanding bonded indebtedness, whether for building construction or operating capital, and whether for initial or refunding bonds.

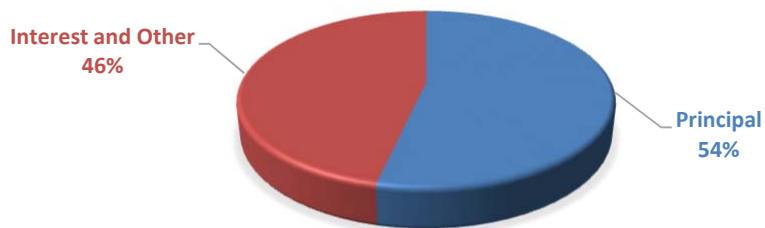
INDEPENDENT SCHOOL DISTRICT NO. 273

DEBT SERVICE FUND

2019-20 REVENUE - BY SOURCE



2019-20 EXPENDITURE BUDGET - BY OBJECT



INDEPENDENT SCHOOL DISTRICT NO. 273

**DEBT SERVICE FUND BUDGET
FY 19-20 With Comparative Information for Fiscal Years 16 thru 19
Revenues & Expenditures - by Object**

	<u>2015-16</u>	<u>2016-17</u>	<u>2017-18</u>	<u>2018-19</u>	<u>2019-20</u>	<u>Increase/</u>	<u>%</u>
	<u>Actual</u>	<u>Actual</u>	<u>Actual</u>	<u>Actual</u>	<u>Final Budget</u>	<u>(Decrease)</u>	<u>Inc/(Dec)</u>
<u>REVENUES:</u>							
Property Taxes	\$ 6,774,556	\$ 14,036,542	\$ 15,425,446	\$ 15,054,762	\$ 15,894,979	\$ 840,217	5.6%
Other Local Revenue	3,414	21,013	76,739	85,069	\$ 90,000	4,931.00	5.8%
State Sources	-	-	-	-	-	-	0.0%
Federal Sources	-	-	-	-	-	-	0.0%
TOTAL REVENUE	\$ 6,777,970	\$ 14,057,555	\$ 15,502,185	\$ 15,139,831	\$ 15,984,979	\$ 845,148	5.5%
<u>EXPENDITURES:</u>							
<i>Debt Service:</i>							
Principal	\$ 4,245,000	\$ 6,130,000	\$ 7,180,000	\$ 7,405,000	\$ 8,083,462	\$ 678,462	9.2%
Bond Refunding	-	-	-	-	21,951,538	21,951,538	#DIV/0!
Interest and fiscal charges	5,213,586	7,397,860	7,515,370	7,267,193	7,012,015	(255,178)	-3.5%
TOTAL EXPENDITURES	\$ 9,458,586	\$ 13,527,860	\$ 14,695,370	\$ 14,672,193	\$ 37,047,015	\$ 22,374,822	152.5%
EXCESS (DEFICIENCY) OF REVENUES OVER EXPENDITURES	\$ (2,680,616)	\$ 529,695	\$ 806,815	\$ 467,638	\$ (21,062,035)		
<u>OTHER FINANCING SOURCES (USES)</u>							
Bond Proceeds	\$ 1,452,353	\$ 2,927		\$ 589,745	\$ 21,951,538		
Bond Refunding Proceeds Held in Escrow	-	-	-	-	-		
TOTAL OTHER FINANCING SOURCES(USES)	\$ 1,452,353	\$ 2,927	\$ -	\$ 589,745	\$ 21,951,538		
<u>FUND BALANCES JULY 1:</u>							
Restricted	\$ 1,428,414	\$ 200,151	\$ 732,773	\$ 1,539,588	\$ 2,596,971		
<u>FUND BALANCE TRANSFERS:</u>							
Restricted	n/a	n/a	n/a	n/a	n/a		
<u>FUND BALANCES JUNE 30:</u>							
Restricted	\$ 200,151	\$ 732,773	\$ 1,539,588	\$ 2,596,971	\$ 3,486,474		

INDEPENDENT SCHOOL DISTRICT NO. 273

DEBT SERVICE


Schedule of Long Term Debt and Schedule of Long Term Debt Principal and Interest Maturities

SCHEDULE OF LONG TERM DEBT AS OF JUNE 30, 2019

<u>LONG TERM DEBT</u>	<u>ISSUE DATE</u>	<u>INTEREST RATES</u>	<u>FINAL MATURITY DATE</u>	<u>BALANCE OUTSTANDING</u>
G.O. Alternative Facilities Bonds	5/8/2008	3.00-3.60%	2/1/2019	\$0
G.O. Refunding Bonds	9/7/2011	4.00-5.00%	2/1/2026	26,655,000
G.O. Alternative Facilities Bonds	2/21/2013	2.00-3.00%	2/1/2026	11,575,000
G.O. Alternative Facilities Bonds	12/30/2014	3.00-3.50%	2/1/2035	6,050,000
G.O. Building Bonds	7/22/2015	4.00-5.00%	2/1/2037	107,015,000
G.O. Facilities Maintenance & Building Bonds	4/13/2017	2.50-4.00%	2/1/2031	16,350,000
G.O. Facilities Maintenance & Building Bonds	5/2/2019	3.00-5.00%	2/1/2036	24,075,000
TOTAL LONG TERM DEBT				<u>\$191,720,000</u>

SCHEDULE OF LONG TERM DEBT PRINCIPAL AND INTEREST MATURITIES

<u>FISCAL YEAR ENDING 30-Jun</u>	<u>BOND PRINCIPAL</u>	<u>BOND INTEREST</u>	<u>TOTAL</u>
2020	8,140,000	7,879,995	16,019,995
2021	7,710,000	7,289,975	14,999,975
2022	8,365,000	6,917,975	15,282,975
2023	8,725,000	6,570,475	15,295,475
2024	8,305,000	6,219,775	14,524,775
2025	6,780,000	5,876,331	12,656,331
2026	8,905,000	5,654,013	14,559,013
2027-2037	134,790,000	30,291,025	165,081,025
TOTALS	<u>\$191,720,000</u>	<u>\$76,699,564</u>	<u>\$268,419,564</u>



INDEPENDENT SCHOOL DISTRICT NO. 273

CAPITAL PROJECT-BUILDING CONSTRUCTION FUND

The Capital Project-Building Construction Fund is used to record all operations of a district's building construction program that are funded by the sale of bonds, capital loans, or the Long Term Facilities Maintenance Bonds . Construction costs for buildings and additions consist of the following: expenditures for general construction, advertisement for contracts, payments on contracts of construction, installations of plumbing, heating, lighting, ventilating and electrical systems, expenditures for lockers, elevators, and other equipment; architectural and engineering services, travel expenses; paint and decorating expenses, and any other related costs.
Also includes all costs associated with the District's technology levy including equipment, training costs, contracted services and salary & benefits.

INDEPENDENT SCHOOL DISTRICT NO. 273

**CAPITAL PROJECT- BUILDING CONSTRUCTION FUND BUDGET
FY 19-20 With Comparative Information for Fiscal Years 16 thru 19
Revenues & Expenditures - by Object**

	<u>2015-16</u> <u>Actual</u>	<u>2016-17</u> <u>Actual</u>	<u>2017-18</u> <u>Actual</u>	<u>2018-19</u> <u>Actual</u>	<u>2019-20</u> <u>Final Budget</u>	<u>Increase/</u> <u>(Decrease)</u>	<u>%</u> <u>Inc/(Dec)</u>
<u>REVENUES:</u>							
Property Taxes	\$ 11,570,343	\$ 5,061,998	\$ 5,344,774	\$ 5,300,000	\$ 5,914,554	\$ 614,554	11.6%
Other Local Revenue	692,456	682,178	546,532	250,023	2,232,331	1,982,308	792.9%
State Sources	-	-	-	-	-	-	-
Federal Sources	-	-	-	-	-	-	-
TOTAL REVENUE	\$ 12,262,799	\$ 5,744,176	\$ 5,891,306	\$ 5,550,023	\$ 8,146,885	\$ 2,596,862	46.8%
<u>EXPENDITURES:</u>							
<i>Current:</i>							
Salaries and Wages	\$ 1,512,172	\$ 1,601,274	\$ 1,488,086	\$ 1,794,081	\$ 2,405,638	\$ 611,557	34.1%
Employee Benefits	488,279	466,934	460,317	545,289	720,012	174,723	32.0%
Purchased Services	5,933,989	7,750,633	3,136,512	1,102,147	117,800	(984,347)	-89.3%
Supplies and Materials	218,495	319,760	-	-	1,083,309	1,083,309	#DIV/0!
Capital Expenditures	16,357,600	70,738,771	54,108,952	24,489,310	14,978,006	(9,511,304)	-38.8%
Other Expenditures	968,609	7,288	-	191,667	-	(191,667)	-100.0%
TOTAL EXPENDITURES	\$ 25,479,144	\$ 80,884,660	\$ 59,193,867	\$ 28,122,494	\$ 19,304,764	\$ (8,817,730)	-31.4%
EXCESS (DEFICIENCY) OF REVENUES OVER EXPENDITURES	\$ (13,216,345)	\$ (75,140,484)	\$ (53,302,561)	\$ (22,572,471)	\$ (11,157,879)		
<u>OTHER FINANCING SOURCES (USES)</u>							
Transfers In/(Out)	\$ -	\$ 4,102,593	\$ 7,779,439	\$ 3,151,386	\$ 1,188,753		
Sale of Capital Assets	\$ -	\$ -	\$ 4,721,013	\$ -	\$ -		
General Obligation Bond Proceeds/Premiums	\$ 124,776,471	\$ 16,812,206	\$ -	\$ 24,693,695	\$ -		
TOTAL OTHER FINANCING SOURCES(USES)	\$ 124,776,471	\$ 20,914,799	\$ 12,500,452	\$ 27,845,081	\$ 1,188,753		
FUND BALANCES JULY 1:							
Unassigned	\$ 3,272,278	\$ 114,832,404	\$ 60,606,714	\$ 19,804,605	\$ 25,077,215		
FUND BALANCE TRANSFERS:							
Unassigned	\$ -	\$ -	\$ -	\$ -	\$ -		
FUND BALANCES JUNE 30:							
Unassigned	\$ 114,832,404	\$ 60,606,714	\$ 19,804,605	\$ 25,077,215	\$ 15,108,088		

*MDE coding requirement change: long term facilities projects under \$2 million coded to General Fund vs. Construction effective 7/1/16.



INDEPENDENT SCHOOL DISTRICT NO. 273

INTERNAL SERVICE FUND

An internal service fund is used to account for the financing of goods and services provided by one department to another within the school district or to other governmental units on a cost reimbursement basis. The most common use of an internal service fund by school districts is for self insurance programs. The district is using the internal service fund to reserve funds for post employment benefits.

INDEPENDENT SCHOOL DISTRICT NO. 273

**INTERNAL SERVICE FUND BUDGET
FY 19-20 With Comparative Information for Fiscal Years 16 thru 19
Statement of Net Assets**

	<u>2015-16</u> <u>Actual</u>	<u>2016-17</u> <u>Actual</u>	<u>2017-18</u> <u>Actual</u>	<u>2018-19</u> <u>Actual</u>	<u>2019-20</u> <u>Final Budget</u>	<u>Increase/</u> <u>(Decrease)</u>	<u>%</u> <u>Inc/(Dec)</u>
<u>NON OPERATING INCOME:</u>							
Contribution from the General Fund	\$ 855,693	\$ 879,492	\$ 872,654	\$ 872,731	\$ 870,000	\$ (2,731)	-0.3%
TOTAL NON OPERATING INCOME	\$ 855,693	\$ 879,492	\$ 872,654	\$ 872,731	\$ 870,000	\$ (2,731)	-0.3%
<u>NON OPERATING EXPENSE:</u>							
Contribution to the General Fund	\$ 824,099	\$ 830,258	\$ 876,069	\$ 867,493	\$ 870,000	\$ 2,507	0.3%
TOTAL NON OPERATING EXPENSE	\$ 824,099	\$ 830,258	\$ 876,069	\$ 867,493	\$ 870,000	\$ 2,507	0.3%
CHANGE IN NET ASSETS	\$ 31,594	\$ 49,234	\$ (3,415)	\$ 5,238	\$ -		
NET ASSETS JULY 1:							
Unrestricted	\$ 406,954	\$ 438,548	\$ 487,782	\$ 484,367	\$ 489,605		
NET ASSETS JUNE 30:							
Unrestricted	\$ 438,548	\$ 487,782	\$ 484,367	\$ 489,605	\$ 489,605		

PROGRAM DESCRIPTIONS

District and School Administration

School board, superintendent, principals, and director of special education. Included are the costs of their immediate offices, including those individuals in direct support of the administrator.

District Support Services

General and other administrative support, human resources, community relations, elections, census and student accounting, printing, legal, business support services, and information systems and services.

Regular Instruction

All activities dealing directly with the teaching of pupils, the interaction between teachers and pupils in the classroom and co-curricular activities at the kindergarten, elementary, and secondary levels. Includes Gifted & Talented, Limited English Proficiency, Title I, Co-Curricular and Athletics.

Vocational Instruction

Courses which develop knowledge, skills, attitudes, and behavioral characteristics for students seeking career exploration and employability. Agriculture, Personal and Family Living, Business, and Trade and Industrial.

Special Education Instruction

Activities providing learning experiences for pupils of any age who, because of certain atypical characteristics or conditions, have been identified as requiring, or who would benefit by, educational programs differentiated from those provided pupils in regular or vocational instruction. Activities include Developmental Cognitive Disabilities, Physically Impaired, Hearing Impaired, Visually Impaired, Learning Disabled, Emotional Behavior Disorder, Autistic Spectrum Disorders, Developmentally Delayed, and Federal Programs.

Instructional Support Services

Activities for assisting the instructional staff with the process of providing K-12 learning experiences. Curriculum, Staff Development, and Educational Media

Pupil Support Services

All services provided to students not classified as instructional services. Counseling, Health Service, Psychological Service, Social Work, and Pupil Transportation.

Site, Buildings and Equipment

Acquisition, operation, maintenance, repair, and remodeling of all physical plant, facilities, and grounds of the school District.

Fiscal and Other Fixed Costs

Fiscal and fixed costs. Property and liability insurance and aid anticipation certificate cost.

Edina Public Schools
Revenues by Fund

FUND	FY15-16 ACTUAL	FY16-17 ACTUAL	FY17-18 ACTUAL	FY18-19 ACTUAL	FY20 ADOPTED BUDGET	FY20 REVISED BUDGET
GENERAL	101,441,255	108,324,003	110,849,888	117,099,199	116,325,703	118,267,172
FOOD SERVICE	3,003,885	2,918,736	3,098,310	3,040,208	2,945,804	2,945,752
COMMUNITY SERVICES	7,049,417	6,722,749	7,406,046	8,117,707	8,064,911	8,326,969
CONSTRUCTION	137,039,270	26,658,975	18,391,757	33,395,103	7,259,044	8,146,885
DEBT SERVICE	8,230,323	14,060,482	15,502,185	15,729,577	15,984,979	37,936,517
SELF INSURANCE	855,693	879,492	872,654	872,731	870,000	870,000
GRAND TOTAL	257,619,843	159,564,437	156,120,841	178,254,526	151,450,441	176,493,295

**Edina Public Schools
Revenues by Organization**

FUND	ORGANIZATION	FY15-16 ACTUAL	FY16-17 ACTUAL	FY17-18 ACTUAL	FY18-19 ACTUAL	FY20 ADOPTED BUDGET	FY20 REVISED BUDGET
General	DISTRICT WIDE	98,432,719	105,559,921	107,319,614	113,344,448	114,478,379	115,246,733
General	SOUTH VIEW MIDDLE SCHOOL	354,635	352,027	342,378	356,444	261,300	365,053
General	VALLEY VIEW MIDDLE SCHOOL	232,319	162,571	213,888	193,827	124,500	236,558
General	EDINA HIGH SCHOOL	1,890,155	1,906,404	2,228,362	2,482,737	1,388,024	2,068,453
General	CONCORD	113,316	69,601	72,278	82,755	50,400	72,046
General	CORNELIA	62,793	29,952	54,454	62,198	23,100	78,931
General	COUNTRYSIDE	96,708	73,708	80,902	113,408	-	60,741
General	HIGHLANDS	115,862	105,383	111,250	106,981	-	73,871
General	CREEK VALLEY	52,661	46,650	54,632	283,695	-	55,835
General	NORMANDALE	90,087	17,786	372,131	72,706	-	8,952
General Total		101,441,255	108,324,003	110,849,888	117,099,199	116,325,703	118,267,172
Food Service	DISTRICT WIDE	1,006,668	1,032,285	877,132	950,376	803,104	803,052
Food Service	OUR LADY OF GRACE	164,832	153,274	165,320	16,549	72,000	72,000
Food Service	SOUTH VIEW MIDDLE SCHOOL	402,235	388,628	296,083	317,002	293,200	293,200
Food Service	VALLEY VIEW MIDDLE SCHOOL	408,248	388,883	334,925	319,775	338,500	338,500
Food Service	EDINA HIGH SCHOOL	417,465	372,592	556,242	565,904	599,000	599,000
Food Service	CONCORD	121,322	125,814	185,654	186,344	177,500	177,500
Food Service	CORNELIA	84,023	82,148	126,093	112,321	115,500	115,500
Food Service	COUNTRYSIDE	85,555	80,357	130,961	141,913	123,000	123,000
Food Service	HIGHLANDS	115,236	109,984	108,942	116,296	101,500	101,500
Food Service	CREEK VALLEY	81,962	70,098	145,817	141,632	150,500	150,500
Food Service	NORMANDALE	116,339	114,672	171,141	172,097	172,000	172,000
Food Service Total		3,003,885	2,918,736	3,098,310	3,040,208	2,945,804	2,945,752
Community Ed	DISTRICT WIDE	7,049,418	6,722,749	7,406,046	8,117,707	8,064,911	8,326,969
Community Ed Total		7,049,418	6,722,749	7,406,046	8,117,707	8,064,911	8,326,969
Construction	DISTRICT WIDE	137,039,036	26,658,975	18,391,757	33,395,103	7,259,044	8,146,885
Construction	SOUTH VIEW MIDDLE SCHOOL	-	-	-	-	-	-
Construction	CONCORD	234	-	-	-	-	-
Alt Facility	CORNELIA	-	-	-	-	-	-
Construction Total		137,039,270	26,658,975	18,391,757	33,395,103	7,259,044	8,146,885
Debt	DISTRICT WIDE	8,230,322	14,060,482	15,502,186	15,729,577	15,984,979	37,936,517
Debt Total		8,230,322	14,060,482	15,502,186	15,729,577	15,984,979	37,936,517
Self Insurance	DISTRICT WIDE	855,693	879,492	872,654	872,731	870,000	870,000
Self Insurance Total		855,693	879,492	872,654	872,731	870,000	870,000
Grand Total		257,619,843	159,564,437	156,120,841	178,254,526	151,450,440	176,493,295

**Edina Public Schools
Revenues by Program**

FUND	PROGRAM	FY15-16 ACTUAL	FY16-17 ACTUAL	FY17-18 ACTUAL	FY18-19 ACTUAL	FY20 ADOPTED BUDGET	FY20 REVISED BUDGET
General	GENERAL	82,350,984	82,387,209	78,689,085	82,484,543	82,737,382	84,334,106
General	GENERAL ADMINISTRATIVE SUPPORT	-	-	-	-	-	-
General	BUSINESS SUPPORT SERVICES	10,850	10,800	5,875	7,350	7,500	7,500
General	GENERAL ELEMENTARY	2,482,992	2,329,181	2,865,974	2,782,368	2,547,197	2,672,745
General	TITLE II IMPROVING TEACH QLTY	111,306	108,071	102,271	83,840	101,290	113,537
General	TITLE III, PART A ENGLISH LA	64,331	37,198	42,972	26,859	47,912	78,882
General	TITLE IV PART A-SAFE DRUG FREE	-	-	-	-	-	-
General	TITLE V INNOVATIVE PROGRAMS	549,516	473,226	788,246	929,124	562,205	893,459
General	SECONDARY GENERAL	-	-	-	-	-	-
General	TITLE I BASIC ESEA PROGRAM	158,452	186,338	142,565	197,884	198,632	196,224
General	GIFTED & TALENTED	132,118	134,759	133,091	130,747	132,780	132,345
General	FOREIGN LANGUAGE	10,355	5,617	78,270	73,275	-	-
General	FAMILY LIVING SCIENCE	525	-	1,270	1,565	-	-
General	INDUSTRIAL EDUCATION	35,040	(292)	2,699	-	-	-
General	INSTRUMENTAL MUSIC	911	745	(50,210)	34,463	39,600	32,935
General	CO-CURRICULAR ACTIVITIES	719,658	737,699	668,296	601,369	484,912	526,912
General	BOYS/GIRLS ATHLETICS	74,737	133,999	214,617	389,910	23,655	318,655
General	BOYS ATHLETICS	389,621	398,893	462,930	411,004	315,076	315,076
General	GIRLS ATHLETICS	256,464	292,519	348,911	359,945	262,189	262,189
General	EXTRA-CURRICULAR ACTIVITIES	2,636	1,560	3,930	-	5,800	5,800
General	VOC ED-SPECIAL NEEDS	5,000	-	-	-	65,000	-
General	CAREER AND TECHNICAL - GENERAL	-	-	120,561	106,363	106,364	106,364
General	SPECIAL ED GENERAL	11,983,040	11,619,731	10,832,486	14,292,646	13,370,791	14,230,929
General	SPECIAL ED DEAF-HARD OF HEARING	630	-	-	-	-	-
General	EARLY CHILDHOOD SPECIAL ED	48,910	48,813	85,339	48,000	68,000	63,352
General	SPECIAL ED PART B	-	-	-	-	75,000	-
General	SPEC ED STUDENTS W/O DISABILITY	-	-	-	-	-	-
General	GENERAL INSTRUCTIONAL SUPPORT	24,323	27,446	2,353,111	2,243,191	2,310,433	2,290,724
General	CURRICULUM CONSULTANT&DEV	-	-	18,960	40,900	-	-
General	SV DEVICE REPAIR	1,439	-	2,676	2,820	-	-
General	STAFF DEVELOPMENT	1,102,504	1,125,668	1,147,974	1,153,754	1,186,375	1,181,924
General	SEC COUNSELING AND GUIDANCE	-	-	28,841	37,120	31,930	30,250
General	HEALTH SERVICES	500	-	-	-	-	-
General	PUPIL TRANSPORTATION	490,575	446,524	685,114	818,398	1,096,037	935,281
General	OTHER PUPIL SUPPORT	-	-	117,161	573,109	580,312	565,312
General	OPERATIONS & MAINTENANCE	125,600	96,024	342,462	383,221	61,500	40,023
General	CAPITAL FACILITIES	308,238	7,722,273	1,847,330	1,787,564	3,050,031	2,074,849
General	LONG-TERM FACILITIES MANAGEMEN	-	-	8,767,079	7,097,868	6,857,801	6,857,801
General Total		101,441,255	108,324,001	110,849,888	117,099,199	116,325,703	118,267,172
Food Service	FOOD SERVICE	3,003,884	2,918,737	3,098,310	3,040,208	2,945,804	2,945,752
Food Service Total		3,003,884	2,918,737	3,098,310	3,040,208	2,945,804	2,945,752
Community Ed	GENERAL COMM EDUCATION	893,186	802,070	553,485	524,815	548,850	540,456
Community Ed	ADULTS W/DISABILITIES	5,202	5,202	5,202	5,202	5,202	5,202
Community Ed	SCHOOL AGE CARE	3,184,495	3,271,775	3,737,444	3,803,963	3,867,725	3,867,725
Community Ed	EARLY CHILDHOOD & FAMILY ED	613,637	623,578	813,109	878,426	1,161,757	829,418
Community Ed	SCHOOL READINESS	146,446	237,212	239,661	254,085	226,578	253,628
Community Ed	EARLY CHILDHOOD SCREENING	-	-	31,644	38,647	19,350	19,350
Community Ed	YOUTH DEVELOPMENT SERVICE	1,322,224	1,045,217	991,046	1,283,967	1,197,840	1,334,418
Community Ed	OTHER COMMUNITY EDUCATION	884,229	737,697	1,034,455	1,328,603	1,037,609	1,476,772
Community Ed Total		7,049,419	6,722,749	7,406,046	8,117,707	8,064,911	8,326,969
Construction	LONG-TERM FACILITIES MANAGEMEN	-	-	7,890,638	27,906,594	1,344,490	2,232,331
Construction	BUILDING CONSTRUCTION	137,039,270	26,658,976	10,501,119	5,488,510	5,914,554	5,914,554
Alt Facility	TRANSFERS	-	-	-	-	-	-
Construction Total		137,039,270	26,658,976	18,391,757	33,395,103	7,259,044	8,146,885
Debt	GENERAL	8,230,322	14,060,482	15,502,186	15,729,577	15,984,979	37,936,517
Debt Total		8,230,322	14,060,482	15,502,185	15,729,576	15,984,979	37,936,517
Self Insurance	GENERAL	855,693	879,492	872,654	872,731	870,000	870,000
Self Insurance Total		855,693	879,492	872,654	872,731	870,000	870,000
Grand Total		257,619,843	159,564,437	156,120,841	178,254,526	151,450,441	176,493,295

Edina Public Schools Revenues by Finance

FUND	FINANCE	FY15-16 ACTUAL	FY16-17 ACTUAL	FY17-18 ACTUAL	FY18-19 ACTUAL	FY20 ADOPTED BUDGET	FY20 REVISED BUDGET
General	GENERAL	87,894,781	94,992,092	87,454,373	94,973,357	93,830,913	95,636,086
General	FED EDUCATION JOBS FUND FY12	-	-	-	-	-	-
General	OPERATING CAPITAL	2,207,790	2,316,572	2,983,604	2,797,094	3,075,031	3,258,049
General	AREA LEARNING CENTER	179,782	168,301	144,563	145,472	149,738	148,235
General	AREA LRNING CTR STATE APPROVED	317,249	321,666	176,418	287,755	330,642	358,296
General	EXTENDED TIME BASIC SKILLS	-	-	-	-	8,729	8,930
General	TELECOMMUNICATIONS ACCESS	-	-	-	-	-	-
General	ACHIEVEMENT & INTEGRATION	875,122	990,817	985,047	965,694	1,052,190	1,050,424
General	ALTERNATIVE ATTENDANCE	-	-	-	-	-	-
General	INTEGRATION AID & LEVY	-	-	-	-	-	-
General	STAFF DEVELOPMENT	1,099,945	1,125,668	1,147,974	1,153,754	1,186,375	1,181,924
General	BASIC SKILLS	417,775	464,931	547,647	495,557	518,803	546,865
General	INCENTIVE REVENUE	93,688	58,872	73,210	69,251	93,610	91,902
General	AMERICAN INDIAN EDUCATION AID	-	-	14,067	21,115	21,074	22,148
General	LEARNING AND DEVELOPMENT	1,902,281	1,903,053	1,902,855	1,853,823	1,895,622	1,884,244
General	ALTERNATIVE TEACHER PAY SYSTEM	2,217,118	2,214,017	2,233,508	2,222,657	2,239,359	2,218,576
General	SAFE SCHOOLS CRIME LEVY	471,230	474,045	503,417	475,242	465,312	759,231
General	MED ASSIST THIRD PARTY BILLING	182,843	144,160	197,837	202,526	150,000	202,526
General	PROPERTY TAX LEVY	-	-	8,767,079	7,085,198	6,857,801	6,857,801
General	GIFTED AND TALENTED	132,118	134,759	133,091	130,747	132,780	132,345
General	TITLE I BASIC ESEA PROGRAM	158,452	186,338	142,565	197,884	198,632	196,224
General	TITLE II IMPROVE TEACHER QULTY	111,306	108,071	102,271	83,840	101,290	113,537
General	TITLE III, PART A ENGLISH LA	59,331	37,198	42,972	26,859	47,912	78,882
General	PL101-476 GENL SPEC EDUCATION	1,484,515	1,401,862	1,447,306	2,041,833	1,587,410	1,367,123
General	PL101-476 EARLY EDUCATION HAND	25,157	28,143	49,205	32,000	32,000	32,715
General	INFNTS & TDLRS (0-2) PL102-119	23,753	20,670	36,135	16,000	36,000	30,637
General	FED EARLY INTERVENING SERVICES	-	-	-	-	-	-
General	FEDERAL - CIMP	(3,792)	-	-	-	-	-
General	IDEA PART B 619 PROF DEVELPMNT	-	-	-	-	-	-
General	IDEA INTERAGENCY	-	-	-	-	-	-
General	ARRA PART B 611	-	-	-	-	-	-
General	ARRA PART B 619	-	-	-	-	-	-
General	ARRA TARGETED BIRTH-2	-	-	-	-	-	-
General	MISC DIRECT FEDERAL REVENUE	-	-	-	-	-	-
General	FEDERAL PERKINS GRANT	12,521	13,677	12,367	12,350	-	13,500
General	FEDERAL PERKINS COOP	-	-	-	-	-	-
General	TRANS TO MULTI-DISTRICT INTEGRATION	889,111	590,566	370,654	461,334	589,792	461,334
General	REGULAR TO AND FROM SCHOOL	420,675	398,174	276,313	312,246	466,245	422,195
General	CAPITAL PROJECTS LEVY	-	-	-	-	-	-
General	OPEB PAY-AS-YOU-GO LEVY	-	-	796,107	767,660	912,079	912,079
General	COLLABORATION EARLY INTERVENTION	151,175	174,911	188,742	161,589	175,000	175,000
General	CAREER AND TECHNICAL - GENERAL	67,329	52,989	120,561	106,363	106,364	106,364
General	CAREER AND TECHNICAL - SPEC ED	50,000	2,451	-	-	65,000	-
General	LEARN & SERVE AMERICA	-	-	-	-	-	-
General	FEDERAL CHOICE GRANT(WMEP)	-	-	-	-	-	-
General Total		101,441,255	108,324,003	110,849,888	117,099,199	116,325,703	118,267,172
Food Service	NAT'L SCHOOL LUNCH PROGRAM	1,754,357	1,582,492	1,744,551	1,903,421	1,823,104	1,823,052
Food Service	SCHOOL BREAKFAST PROGRAM	106,373	113,692	161,502	158,931	170,700	170,700
Food Service	A LA CARTE FOOD SERVICE	1,143,155	1,222,552	1,192,256	977,857	952,000	952,000
Food Service Total		3,003,885	2,918,736	3,098,310	3,040,208	2,945,804	2,945,752
Community Ed	GENERAL	4,011,203	4,009,913	-	-	-	-
Community Ed	COMMUNITY EDUCATION	1,412,122	1,028,352	4,632,873	5,059,512	4,736,275	5,229,542
Community Ed	EARLY CHILDHOOD & FAMILY ED	608,885	618,770	804,791	869,401	1,152,492	820,648
Community Ed	ADULTS WITH DISABILITIES	5,202	5,202	5,202	5,202	5,202	5,202
Community Ed	ECFE HOME VISIT	4,752	4,808	8,318	9,025	9,265	8,770
Community Ed	AFTER SCHOOL ENRICHMENT	-	-	502,446	560,455	540,000	676,578
Community Ed	EARLY LEARNING SCHOLARSHIPS	-	-	36,977	38,023	37,500	37,500
Community Ed	LEARNING READINESS	146,446	199,712	202,684	216,062	189,078	216,128
Community Ed	NONPUBLIC HEALTH SERVICE	-	-	54,877	142,642	115,000	71,354
Community Ed	NONPUBLIC TEXTBOOKS	191,274	164,674	90,702	53,090	90,000	46,281
Community Ed	NON-PUBLIC GUIDANCE&COUN	-	-	69,821	(26,593)	50,629	75,496
Community Ed	EARLY CHILDHOOD SCREENING	33,555	32,861	31,644	38,647	19,350	19,350
Community Ed	YOUTH DEVELOPMENT	-	-	488,345	724,062	657,840	657,840
Community Ed	CHILDREN W DISABILITIES IN S A C	515,295	535,069	477,366	428,178	462,280	462,280
Community Ed	COLLABORATION EARLY INTERVENTION	120,684	123,388	-	-	-	-
Community Ed Total		7,049,418	6,722,749	7,406,046	8,117,707	8,064,911	8,326,969
Construction	GENERAL	125,468,694	21,585,140	5,091,260	128,527	1,244,490	1,832,331

Edina Public Schools
Revenues by Finance

FUND	FINANCE	FY15-16 ACTUAL	FY16-17 ACTUAL	FY17-18 ACTUAL	FY18-19 ACTUAL	FY20 ADOPTED BUDGET	FY20 REVISED BUDGET
Construction	MECHANICAL SYSTEMS	-	-	-	24,755,208	100,000	400,000
Construction	LTFM	-	-	7,890,638	3,151,386	-	-
Construction	ALTERNATIVE FACILITIES PROGRAM	6,947,687	-	-	-	-	-
Construction	CERT OF PARTICIPATION PROJECTS	233	-	-	-	-	-
Construction	CAPITAL PROJECTS LEVY	4,622,656	5,073,835	5,409,859	5,359,983	5,914,554	5,914,554
Construction Total		137,039,270	26,658,975	18,391,757	33,395,103	7,259,044	8,146,885
Debt	GENERAL	8,230,322	14,060,482	15,502,186	15,729,577	15,984,979	37,936,517
Debt Total		8,230,322	14,060,482	15,502,185	15,729,576	15,984,979	37,936,517
Self Insurance	GENERAL	855,693	879,492	872,654	872,731	870,000	870,000
Self Insurance Total		855,693	879,492	872,654	872,731	870,000	870,000
Grand Total		257,619,843	159,564,437	156,120,841	178,254,526	151,450,441	176,493,295

Edina Public Schools Revenues by Source

FUND	SOURCE	FY15-16 ACTUAL	FY16-17 ACTUAL	FY17-18 ACTUAL	FY18-19 ACTUAL	FY20 ADOPTED BUDGET	FY20 REVISED BUDGET
General	PROPERTY TAX LEVY	22,642,997	29,575,770	29,065,151	31,786,319	32,248,742	32,392,874
General	UNEMPLOY INS LEVY			22,237	18,331	18,331	18,331
General	FISCAL DISPARITIES	690,381	850,102	893,254	1,013,663	890,000	1,013,663
General	COUNTY APPORTIONMENT	267,528	259,938	240,795	206,530	240,795	206,530
General	MISC TAX REVENUES	(4,385)	83,137	8,511	983	28,000	-
General	PROPERTY TAX SHIFT REVENUE	-	-	-	-	-	-
General	TUITION FROM MN SCHOOL DISTRICT	70,317	55,181	45,057	45,263	40,000	45,263
General	TUITION FROM PATRONS	12,000	-	12,750	-	12,750	12,750
General	FEES FROM PATRONS	1,109,683	1,066,253	1,415,845	1,344,424	757,640	1,256,640
General	ADMISSION AND STUDENT ACTIVITY	574,340	548,887	521,671	539,499	392,768	487,768
General	THIRD PARTY-MN DEPT HUMAN SVCS	182,843	144,160	197,837	202,526	150,000	202,526
General	INTEREST EARNINGS	34,774	156,482	472,243	652,518	600,000	600,000
General	RENT	638,198	523,884	319,206	370,251	423,600	368,723
General	NON TAXABLE RENT			211,744	139,509	160,000	160,000
General	GIFTS & BEQUESTS	732,644	454,760	713,539	705,669	108,300	108,300
General	MISCELLANEOUS	753,445	838,502	1,110,890	1,086,746	573,153	933,716
General	ENDOWMENT FUND	307,114	298,829	328,448	352,661	340,508	376,247
General	GENERAL EDUCATION AID	57,518,074	58,784,828	58,890,588	60,166,856	61,228,683	61,145,944
General	LITERACY AID			534,594	529,575	529,575	506,756
General	SHARE TIME AID	(1,047)	7,376	2,123	9,468	9,468	12,561
General	ABATEMENT AID	45,865	13,057	9,437	12,475	9,005	6,338
General	STATE PROPERTY TAX SHIFT	-	-	-	-	-	-
General	STATE AIDS AND GRANTS	2,538,960	2,236,055	2,863,729	2,939,110	3,363,217	3,396,445
General	SPECIAL EDUCATION AID	10,244,609	10,077,444	10,633,899	12,005,788	11,708,381	12,661,280
General	OTHER STATE REV/OTHER STATE AGENCY	1,219,490	-	-	-	-	-
General	MISC REV THRU DCFL		175,615	110,808	127,416	106,063	97,920
General	TRA SPCL FND-SIT. PENSION REV		377,676	378,480	423,979	378,480	423,979
General	FEDERAL AIDS AND GRANTS	1,834,969	1,761,613	1,784,319	2,382,415	1,967,244	1,788,480
General	FEDERAL AID FLOW THRU STATE	36,274	34,454	48,502	28,350	36,000	44,137
General	FEDERAL OVERPAYMENT REFUND	-	-	14,230	8,877	-	-
General	INSURANCE RECOVERY	(7,818)	-	-	-	5,000	-
General Total		101,441,255	108,324,003	110,849,888	117,099,199	116,325,703	118,267,172
Food Service	INTEREST EARNINGS	1,273	9,850	23,612	29,749	29,000	29,000
Food Service	MISC NON MEAL REVENUE	-	-	(287)	-	-	-
Food Service	STATE AIDS AND GRANTS	118,243	118,833	117,273	117,311	144,000	144,000
Food Service	OTHER STATE REV/OTHER STATE AGENCY	1,363	-	-	6,000	52	52
Food Service	TRA AND PERA SPECIAL FUNDING SITUATIO	-	-	423	-	52	-
Food Service	REGULAR LUNCH	170,738	168,996	159,832	175,551	160,000	160,000
Food Service	FREE & REDUCED	249,129	242,344	240,416	243,793	240,000	240,000
Food Service	COMMODITIES PAYMENT	25,525	33,722	21,587	19,039	20,000	20,000
Food Service	COMMODITIES GOODS	122,463	136,664	142,211	144,404	145,000	145,000
Food Service	BREAKFAST	55,057	59,532	65,669	66,295	65,000	65,000
Food Service	FOOD SALES TO PUPILS	2,175,852	2,042,442	2,287,133	2,217,055	2,109,700	2,109,700
Food Service	SPECIAL FUNCTION SALES	84,242	106,352	40,441	21,010	33,000	33,000
Food Service Total		3,003,885	2,918,736	3,098,310	3,040,208	2,945,804	2,945,752
Community Ed	PROPERTY TAX LEVY	1,128,272	1,154,675	1,097,941	1,047,868	1,091,184	1,123,267
Community Ed	FISCAL DISPARITIES	25,408	22,076	23,792	27,228	25,000	25,000
Community Ed	MISC TAX REVENUES	-	806	85	63	-	-
Community Ed	PROPERTY TAX SHIFT REVENUE	-	-	-	-	-	-
Community Ed	TUITION FROM PATRONS	5,200,961	4,839,359	5,538,977	6,263,052	6,161,925	6,406,242
Community Ed	FEES FROM PATRONS	200,201	182,539	141,713	175,900	145,450	188,500
Community Ed	INTEREST EARNINGS	3,391	16,656	17,709	30,344	29,000	29,000
Community Ed	GIFTS & BEQUESTS	18,968	19,740	25,949	45,448	21,500	34,500
Community Ed	MISCELLANEOUS	12,579	10,173	10,766	4,568	2,600	3,100
Community Ed	ABATEMENT AID	8,835	2,964	2,218	2,703	1,938	1,938
Community Ed	STATE PROPERTY TAX SHIFT	-	-	-	-	-	-
Community Ed	STATE AIDS AND GRANTS	241,188	309,088	320,475	342,367	322,291	322,291
Community Ed	NON-PUBLIC STATE AID	191,274	164,674	215,400	116,049	255,629	193,131
Community Ed	OTHER STATE REV/OTHER STATE AGENCY	18,340	-	2,625	-	-	-
Community Ed	TRA AND PERA SPECIAL FUNDING SITUATION			8,394	-	8,394	-
Community Ed	PERM INTERFD TRANSFER	-	-	-	62,117	-	-
Community Ed Total		7,049,417	6,722,749	7,406,046	8,117,707	8,064,911	8,326,969
Construction	PROPERTY TAX LEVY	11,509,597	5,097,985	5,404,218	5,300,000	5,914,554	5,914,554
Construction	INTEREST EARNINGS	692,456	634,353	481,447	190,040	100,000	400,000
Construction	GIFTS & BEQUESTS	14,949	11,837	5,641	2,619	-	-

Edina Public Schools Revenues by Source

FUND	SOURCE	FY15-16 ACTUAL	FY16-17 ACTUAL	FY17-18 ACTUAL	FY18-19 ACTUAL	FY20 ADOPTED BUDGET	FY20 REVISED BUDGET
Construction	INTEREST EARNINGS -BONDS	45,796	-	-	-	-	-
Construction	MISCELLANEOUS	-	-	-	-	-	643,578
	REAL PROPERTY SALES	-	-	4,721,013	-	-	-
Construction	SALE OF BONDS	124,776,472	16,812,206	-	24,751,058	-	-
Construction	PERM INTERFD TRANSF		4,102,593	7,779,439	3,151,386	1,244,490	1,188,753
Construction Total		137,039,270	26,658,975	18,391,757	33,395,103	7,259,044	8,146,885
Debt	PROPERTY TAX LEVY	6,545,101	13,673,296	15,093,143	14,668,774	15,564,979	15,564,979
Debt	FISCAL DISPARITIES	229,455	363,187	331,114	385,097	330,000	330,000
Debt	MISC TAX REVENUES	-	59	1,189	891	-	-
Debt	INTEREST EARNINGS	3,414	21,013	76,739	85,069	90,000	90,000
Debt	SALE OF BONDS	1,452,353	2,927	-	589,745	-	21,951,538
Debt Total		8,230,323	14,060,482	15,502,185	15,729,576	15,984,979	37,936,517
Self Insurance	MISCELLANEOUS	855,693	879,492	872,654	872,731	870,000	870,000
Self Insurance Total		855,693	879,492	872,654	872,731	870,000	870,000
Grand Total		257,619,843	159,564,437	156,120,841	178,254,526	151,450,441	176,493,295

Edina Public Schools
Expenditures by Fund

FUND	FY15-16 ACTUAL	FY16-17 ACTUAL	FY17-18 ACTUAL	FY18-19 ACTUAL	FY20 ADOPTED BUDGET	FY20 REVISED BUDGET
GENERAL	100,864,279	109,030,689	115,806,041	116,652,735	115,854,271	121,754,664
FOOD SERVICE	2,727,716	2,766,475	3,238,107	2,946,522	3,256,453	3,205,401
COMMUNITY SERVICES	7,248,561	7,263,948	7,149,545	7,925,658	7,702,606	8,243,981
CONSTRUCTION (ALT FACILITY)	25,479,144	80,884,660	59,193,867	28,122,494	18,870,760	19,304,764
DEBT SERVICE	9,458,586	13,527,860	14,695,370	14,672,195	15,050,625	37,047,015
SELF INSURANCE	824,099	830,258	876,069	867,492	870,000	870,000
GRAND TOTAL	146,602,385	214,303,890	200,958,999	171,187,096	161,604,714	190,425,825

Edina Public Schools
Expenditures by Organization

FUND	ORGANIZATION	FY15-16 ACTUAL	FY16-17 ACTUAL	FY17-18 ACTUAL	FY18-19 ACTUAL	FY20 ADOPTED BUDGET	FY20 REVISED BUDGET
General	DISTRICT WIDE	27,230,524	31,222,445	32,085,054	28,090,346	26,397,406	28,755,233
General	SOUTH VIEW MIDDLE SCHOOL	11,260,132	11,274,517	10,514,239	11,947,273	11,067,548	11,445,161
General	VALLEY VIEW MIDDLE SCHOOL	12,080,113	12,769,956	10,467,261	10,642,879	11,783,424	12,236,668
General	EDINA HIGH SCHOOL	17,661,938	19,263,772	26,005,692	26,803,721	27,296,832	28,706,588
General	NON-PUBLIC SCHOOLS	60,638	62,927	104	4,629	3,456	3,488
General	CONCORD	5,868,078	6,558,609	6,947,199	7,219,314	7,570,592	7,746,724
General	CORNELIA	6,102,217	6,224,488	6,520,217	6,842,151	6,515,904	6,634,313
General	COUNTRYSIDE	4,695,963	5,046,797	5,121,671	5,604,915	5,794,233	5,931,286
General	HIGHLANDS	4,843,694	5,287,697	5,429,827	5,756,569	6,046,934	6,256,347
General	CREEK VALLEY	5,237,459	5,340,646	5,913,153	6,419,315	6,445,490	6,851,011
General	NORMANDALE	4,048,907	4,118,615	4,576,635	5,096,198	4,532,835	4,621,126
General	ECC-EARLY CHILDHOOD	1,774,614	1,860,220	2,224,989	2,225,425	2,399,615	2,566,719
General	HIGH SCHOOL OPTIONS	-	-	-	-	-	-
General Total		100,864,279	109,030,689	115,806,041	116,652,735	115,854,271	121,754,664
Food Service	DISTRICT WIDE	2,727,716	2,766,475	3,238,107	2,946,522	3,256,453	3,205,401
Food Service Total		2,727,716	2,766,475	3,238,107	2,946,522	3,256,453	3,205,401
Community Ed	CALVIN CHRISTIAN	20,104	19,713	12,963	12,246	34,618	37,756
Community Ed	GOLDEN YEARS MONESSORI	1,228	1,802	-	1,709	3,311	5,487
Community Ed	DISTRICT WIDE	7,090,965	7,076,346	4,211,570	4,873,524	4,659,414	5,099,817
Community Ed	OUR LADY OF GRACE	58,801	80,121	95,859	92,809	156,115	156,224
Community Ed	COMMUNITY CENTER	-	-	294,002	306,397	266,316	266,316
Community Ed	ST PETER'S	-	-	-	-	-	-
Community Ed	CHESTERTON ACADEMY	12,806	16,116	60,078	59,608	32,593	2,905
Community Ed	CONCORD	-	-	396,416	427,038	422,669	422,669
Community Ed	CORNELIA	-	-	343,565	376,553	355,032	355,032
Community Ed	COUNTRYSIDE	-	-	350,453	400,236	367,998	367,998
Community Ed	CREEK VALLEY	-	-	341,412	335,749	359,793	359,793
Community Ed	HIGHLANDS	-	-	300,818	325,304	344,113	344,113
Community Ed	NORMANDALE	-	-	425,752	406,515	395,208	395,208
Community Ed	SOUTH VIEW MIDDLE SCHOOL	-	-	157,203	152,284	136,637	182,310
Community Ed	VALLEY VIEW MIDDLE SCHOOL	-	-	125,594	136,045	148,681	228,692
Community Ed	HOME SCHOOL	64,657	69,850	33,861	19,641	20,108	19,660
Community Ed Total		7,248,561	7,263,947	7,149,545	7,925,657	7,702,606	8,243,981
Construction	DISTRICT WIDE	10,230,006	15,048,640	5,115,104	5,068,054	5,845,567	6,489,145
Construction	COMMUNITY CENTER	-	-	1,336,132	1,483,154	5,517,409	5,517,409
Construction	TRANSPORTATION FACILITY	-	-	2,223,067	12,681	-	-
Construction	SOUTH VIEW MIDDLE SCHOOL	465,072	3,380,667	14,075,036	5,380,167	-	-
Construction	VALLEY VIEW MIDDLE SCHOOL	366,764	213,161	5,767,498	9,198,815	7,507,784	7,298,210
Construction	EDINA HIGH SCHOOL	7,770,793	47,638,767	13,960,035	245,919	-	-
Construction	CONCORD	374,738	2,270,501	2,090,784	2,934	-	-
Construction	CORNELIA	155,258	4,626,513	6,499,443	710,612	-	-
Construction	COUNTRYSIDE	3,318,497	2,041,029	1,823,261	10,122	-	-
Construction	HIGHLANDS	1,015,818	(10,470)	1,437,355	3,458,335	-	-
Construction	CREEK VALLEY	127,301	57,384	2,043,258	2,561,953	-	-
Construction	NORMANDALE	214,391	3,436,268	1,978,299	50,538	-	-
Construction	ECC	1,440,506	2,182,201	844,595	(60,790)	-	-
Construction Total		25,479,144	80,884,660	59,193,867	28,122,494	18,870,760	19,304,764
Debt	DISTRICT WIDE	9,458,586	13,527,860	14,695,370	14,672,195	15,050,625	37,047,015
Debt Total		9,458,586	13,527,860	14,695,370	14,672,195	15,050,625	37,047,015
Self Insurance	DISTRICT WIDE	824,099	830,258	876,069	867,492	870,000	870,000
Self Insurance Total		824,099	830,258	876,069	867,492	870,000	870,000
Grand Total		146,602,385	214,303,890	200,958,999	171,187,096	161,604,714	190,425,825

Edina Public Schools Expenditures by Program

FUND	PROGRAM	FY15-16 ACTUAL	FY16-17 ACTUAL	FY17-18 ACTUAL	FY18-19 ACTUAL	FY20 ADOPTED BUDGET	FY20 REVISED BUDGET
General	BOARD OF EDUCATION	223,588	331,965	122,611	207,977	107,056	107,082
General	OFFICE OF SUP'T	286,007	309,610	403,227	434,224	417,432	435,818
General	INSTRUCTIONAL ADMINISTRATION	(110,766)	(81,494)	151,742	158,809	125,657	133,134
General	SCHOOL ADMINISTRATION	2,882,736	2,982,318	2,487,469	2,500,684	2,416,304	2,475,797
General	GENERAL ADMINISTRATIVE SUPPORT	1,236,004	1,092,045	901,432	943,229	925,213	990,804
General	OTHER ADMINISTRATIVE SUPPORT	721,235	728,013	404,918	202,340	99,237	103,461
General	COMMUNICATIONS	-	-	423,132	239,493	277,962	306,309
General	BUSINESS SUPPORT SERVICES	1,136,292	1,277,359	1,371,518	1,530,104	1,431,328	1,598,994
General	SCHOOL ELECTIONS	-	-	151,866	3,041	100,000	100,000
General	KINDERGARTEN	2,190,593	2,271,345	2,560,896	2,538,079	2,636,058	2,654,527
General	GENERAL ELEMENTARY	21,497,528	21,209,414	19,832,645	19,693,680	19,671,387	20,294,054
General	TITLE II IMPROVING TEACH QLTY	111,307	108,071	102,271	83,840	101,290	113,537
General	TITLE III, PART A ENGLISH LA	95,452	47,645	42,972	27,156	49,391	80,157
General	TITLE IV PART A-SAFE DRUG FREE	-	-	-	-	-	-
General	TITLE V INNOVATIVE PROGRAMS	-	-	-	-	-	-
General	SECONDARY GENERAL	2,910,538	2,773,533	3,546,463	3,964,858	3,198,552	4,101,032
General	ART	1,289,930	1,302,622	1,361,140	1,436,299	1,460,477	1,471,711
General	BUSINESS EDUCATION	267,296	300,865	178,440	48,814	32,135	32,712
General	TITLE I BASIC ESEA PROGRAM	158,453	186,338	142,565	211,592	198,632	196,224
General	GIFTED & TALENTED	1,019,920	1,211,518	1,308,740	1,229,167	1,062,316	1,073,905
General	ENGLISH SECOND LANGUAGE	1,242,763	1,315,050	1,151,277	1,304,991	1,302,759	1,311,321
General	ENGLISH (LANGUAGE ARTS)	3,134,860	3,231,574	3,590,105	3,500,372	3,727,599	3,751,339
General	FOREIGN LANGUAGE	2,813,572	2,907,004	2,709,506	2,591,882	2,597,383	2,616,229
General	HEALTH, PHY ED & RECREATION	1,740,137	1,747,012	2,570,729	2,808,771	2,855,997	2,877,153
General	FAMILY LIVING SCIENCE	488,735	505,524	483,544	534,792	512,231	515,805
General	INDUSTRIAL EDUCATION	452,841	522,912	635,751	505,992	520,519	524,574
General	MATHEMATICS	2,976,436	3,224,685	3,076,323	3,087,030	3,253,104	3,278,022
General	TECHNOLOGY EDUCATION	77,940	91,433	42,889	50,692	26,618	26,903
General	MUSIC	2,069,168	2,175,057	3,150,764	3,281,865	3,342,751	3,364,820
General	NATURAL SCIENCE	2,410,485	2,554,776	2,751,871	2,903,650	2,939,174	2,959,947
General	SOCIAL SCIENCES/STUDIES	2,959,711	2,901,788	2,919,878	3,045,484	3,127,225	3,150,214
General	CO-CURRICULAR ACTIVITIES	886,802	1,217,994	1,212,626	948,432	947,506	1,294,597
General	BOYS/GIRLS ATHLETICS	553,159	652,475	716,257	855,415	587,964	925,471
General	BOYS ATHLETICS	614,365	663,700	688,323	678,673	525,668	548,861
General	GIRLS ATHLETICS	551,626	561,090	619,484	644,315	568,031	595,279
General	EXTRA-CURRICULAR ACTIVITIES	5,185	5,365	4,501	461	6,179	6,551
General	SPECIAL NEEDS	127,501	89,182	73,695	26,447	60,834	13,700
General	CAREER AND TECHNICAL - GENERAL	275,246	191,498	181,194	139,402	471,312	350,603
General	SPECIAL ED GENERAL	976,951	585,884	950,890	1,105,893	1,016,907	1,124,137
General	SPEECH/LANGUAGE IMPAIRED	1,507,327	1,826,020	2,009,714	2,092,017	2,154,513	2,327,851
General	MILD-MODERATE DEV COG DISABLED	737,683	711,603	769,726	1,048,463	1,089,474	1,157,170
General	SEVERE-PROFOUND DEV COG DISAB	377,880	408,374	521,331	581,659	593,007	605,398
General	PHYSICALLY IMPAIRED	253,345	229,705	257,818	226,593	238,327	252,624
General	DEAF-HARD OF HEARING	498,400	430,732	373,679	398,403	479,940	446,433
General	VISUALLY IMPAIRED	40,661	79,494	47,722	52,998	42,438	58,081
General	LEARNING DISABILITIES	1,317,758	1,518,257	1,432,607	1,474,812	1,516,566	1,597,335
General	EMOTIONAL/BEHAVIORAL DISORDER	958,237	1,172,670	993,357	1,077,377	1,112,137	1,045,097
General	DEAF-BLIND	-	-	-	-	-	-
General	OTHER HEALTH IMPAIRED	1,412,154	1,111,573	980,715	1,112,341	1,146,174	1,102,729
General	AUTISTIC	2,587,579	2,646,992	2,687,708	3,055,422	3,172,371	3,184,094
General	EARLY CHILDHOOD SPECIAL ED	1,406,409	1,394,075	1,403,498	1,618,926	1,765,717	1,896,763
General	TRAUMATIC BRAIN INJURY	-	1,879	-	-	-	-
General	TRAUMATIC BRAIN INJURY	370,405	335,841	350,023	385,896	285,916	389,396
General	SPECIAL EDUCATION GENERAL	5,048,142	4,882,663	6,063,650	5,868,184	5,685,956	5,434,957
General	EARLY INTERVENING SERVICES	1,108,973	1,096,039	956,586	1,066,710	1,168,004	1,234,511
General	GENERAL INSTRUCTIONAL SUPPORT	2,107,525	2,006,633	2,788,911	3,124,584	3,786,893	4,481,462
General	CURRICULUM DEVELOPMENT	587,038	538,175	243,051	176,324	108,832	115,699
General	LIBRARY MEDIA CENTER	1,513,319	1,377,362	1,257,916	1,184,267	930,244	902,823
General	TECH LEVY	-	166,285	410,180	80,761	31,375	31,752
General	STAFF DEVELOPMENT	1,300,877	1,293,861	1,126,580	1,154,708	1,242,148	1,260,954
General	GUIDANCE SERVICES (7-12)	1,684,752	1,733,214	2,288,625	2,280,719	2,277,489	2,224,684
General	GUIDANCE SERV (1-6)	244,112	253,915	-	-	-	-
General	HEALTH SERVICES	683,204	886,871	790,966	783,894	840,176	867,319

**Edina Public Schools
Expenditures by Program**

FUND	PROGRAM	FY15-16 ACTUAL	FY16-17 ACTUAL	FY17-18 ACTUAL	FY18-19 ACTUAL	FY20 ADOPTED BUDGET	FY20 REVISED BUDGET
General	PSYCHOLOGICAL SERVICES	-	-	46,170	22,814	23,210	22,830
General	SOCIAL WORK SRVICS	-	-	189,070	462,073	492,216	519,633
General	PUPIL TRANSPORTATION	5,016,592	4,951,635	6,041,165	6,049,624	5,784,755	5,997,766
General	OTHER PUPIL SUPPORT SERVICES	293,938	292,755	670,348	937,717	554,725	825,580
General	OPERATIONS & MAINTENANCE	6,970,437	7,256,522	7,680,939	8,044,206	8,017,209	8,051,324
General	CAPITAL FACILITIES	2,315,327	1,239,573	1,327,115	1,217,338	1,424,477	3,017,816
General	LTFM	-	7,673,351	8,767,079	7,353,182	6,857,801	6,857,801
General	RETIREMENT OF BONDS	-	-	-	-	-	-
General	EMPLOYEE BENEFITS	-	-	-	-	-	-
General	INSURANCE	248,613	319,454	306,141	252,778	332,000	340,000
General	TRANSFERS	-	-	-	-	-	-
General Total		100,864,279	109,030,689	115,806,041	116,652,735	115,854,271	121,754,664
Food Service	FOOD SERVICE	2,727,716	2,766,475	3,238,107	2,946,522	3,256,453	3,205,401
Food Service Total		2,727,716	2,766,475	3,238,107	2,946,522	3,256,453	3,205,401
Community Ed	GENERAL COMM EDUCATION	726,956	653,551	654,390	569,392	556,840	549,876
Community Ed	ADULTS WITH DISABILITIES	-	-	5,202	5,202	-	-
Community Ed	SCHOOL AGE CARE	3,106,618	3,452,094	3,340,439	3,599,061	3,610,031	3,648,301
Community Ed	EARLY CHILDHOOD & FAMILY ED	665,062	692,023	683,137	963,106	931,599	814,954
Community Ed	SCHOOL READINESS	145,552	147,389	173,531	193,159	119,866	246,130
Community Ed	PRE-SCHOOL SCREENING	59,979	65,224	34,976	34,671	32,207	32,207
Community Ed	YOUTH DEVELOPMENT	1,370,018	1,197,328	1,014,120	1,222,741	1,143,244	1,230,659
Community Ed	OTHER COMMUNITY EDUCATION	1,174,377	1,056,340	1,243,751	1,338,325	1,308,819	1,721,855
Community Ed Total		7,248,561	7,263,948	7,149,545	7,925,658	7,702,606	8,243,981
Construction	LTFM	-	3,803,088	23,639,051	9,166,813	12,016,970	12,016,970
Construction	BUILDING CONSTRUCTION	25,479,144	77,081,571	35,554,816	18,955,680	6,853,790	7,287,794
Construction Total		25,479,144	80,884,660	59,193,867	28,122,494	18,870,760	19,304,764
Debt	RETIREMENT OF LT DEBT	9,458,586	13,527,860	14,695,370	14,672,195	15,050,625	37,047,015
Debt Total		9,458,586	13,527,860	14,695,370	14,672,195	15,050,625	37,047,015
Self Insurance	GENERAL ADMINISTRATIVE SUPPOR	824,099	830,258	876,069	867,492	870,000	870,000
Self Insurance Total		824,099	830,258	876,069	867,492	870,000	870,000
Grand Total		146,602,385	214,303,890	200,958,999	171,187,096	161,604,714	190,425,825

Edina Public Schools Expenditures by Finance

FUND	FINANCE	FY15-16 ACTUAL	FY16-17 ACTUAL	FY17-18 ACTUAL	FY18-19 ACTUAL	FY20 ADOPTED BUDGET	FY20 REVISED BUDGET
General	GENERAL	64,339,438	65,429,282	67,867,033	69,959,928	67,933,805	70,303,870
General	FED EDUCATION JOBS FUND FY12	-	-	22,526	97,292	-	-
General	OPERATING CAPITAL	2,626,447	1,822,681	3,013,350	2,583,739	3,025,341	5,777,928
General	AREA LEARNING CENTER	240,492	207,700	198,548	252,811	237,643	367,153
General	AREA LRNING CTR STATE APPROVD	382,150	403,580	433,462	317,247	376,656	375,462
General	ACHIEVEMENT & INTEGRATION	899,973	982,059	995,227	995,084	1,036,000	1,050,424
General	50% SITE-STAFF DEVELOPMENT	1,099,945	1,270,766	1,096,472	1,146,436	1,229,916	1,247,933
General	BASIC SKILLS	1,213,990	1,289,211	1,367,943	1,517,575	1,524,095	1,532,215
General	INCENTIVE REVENUE	93,688	58,872	73,483	69,251	85,504	91,902
General	AMERICAN INDIAN AID	-	-	-	24,777	21,075	22,148
General	LEARNING AND DEVELOPMENT	1,929,702	1,903,053	1,902,855	1,904,054	1,892,265	1,899,794
General	ALTERNATIVE TEACHER PAY SYSTEM	2,346,806	2,362,199	2,430,635	2,290,260	2,318,231	2,409,341
General	SAFE SCHOOLS CRIME LEVY	534,861	541,139	564,334	664,804	611,544	824,077
General	PHYSICAL HAZARDS	58,905	14,006	2,835	10,039	37,132	37,132
General	OTHER HAZARDOUS MATERIALS	46,968	13,607	44,077	27,624	33,949	33,949
General	ENVIRONMENTAL H & S MGMT	145,657	262,026	147,704	168,385	191,409	194,327
General	ASBESTOS REMOVAL	-	50,392	-	19,407	-	-
General	BLDG HARDWARE & EQUIPMENT	-	-	6,512	29,484	158,248	158,248
General	FIRE SAFETY	47,874	53,573	43,957	36,458	56,335	56,335
General	INDOOR AIR QUALITY	-	2,000	-	-	-	-
General	MED ASSIST THIRD PARTY BILLING	12,011	2,026	202,155	202,526	125,000	131,188
General	DEFERRED MAINTENANCE PROGRAM	-	-	1,048	292,234	759,218	759,218
General	MECHANICAL SYSTEM	-	4,205,680	7,893,257	3,292,163	1,445,867	1,390,130
General	PLUMBING	-	28,118	-	48,300	-	-
General	PROF SERVICES	-	97,316	99,388	219,655	150,593	203,412
General	ROOFING	-	804,951	325,640	1,083,705	3,001,516	3,001,516
General	SITE PROJECTS	-	2,122,300	180,135	1,089,664	1,023,534	1,023,534
General	DEFERRED MAINTENACE PROGRAM	-	-	-	-	-	-
General	GIFTED AND TALENTED	993,960	1,184,667	1,277,912	1,204,249	1,040,048	1,050,201
General	TITLE I BASIC ESEA PROGRAM	158,453	186,338	142,565	197,884	198,632	196,224
General	TITLE II IMPROVE TEACHER QULTY	111,307	108,071	102,271	83,840	101,290	113,537
General	TITLE III, PART A ENGLISH LA	89,658	45,776	42,972	26,859	47,912	78,582
General	PL101-476 GENL SPEC EDUCATION	1,489,744	1,408,642	1,447,306	2,041,833	1,819,974	1,367,794
General	PL101-476 EARLY EDUCATION HAND	49,479	28,142	49,205	34,477	32,000	32,715
General	SPECIAL ED DESCRETIONARY GRANT	-	-	-	-	-	-
General	INFNTS & TDLRS (0-2) PL102-119	23,753	20,670	36,135	16,382	36,000	36,239
General	FEDERAL - CIMP	-	-	-	-	-	-
General	FEDERAL PERKINS GRANT	12,226	13,600	12,367	12,882	-	13,500
General	OPEN ENROLLMENT TRANSPORTATION	94,641	97,243	89,270	96,686	95,822	100,000
General	TRANS TO MULTI-DISTRICT INTEGRATIO	844,799	644,866	462,308	551,034	463,938	540,000
General	NOON KINDERGARTEN	-	-	-	-	-	-
General	LATE ACTIVITY ROUTE	32,306	32,704	32,546	36,412	34,935	40,000
General	TRAFFIC HAZARDS - WALKERS	35,884	40,380	39,762	44,731	59,234	69,836
General	REGULAR TO AND FROM SCHOOL	1,874,270	1,817,097	2,558,631	2,628,275	2,526,559	2,453,820
General	REGULAR SUMMER SCHOOL	-	76,608	31,901	83,728	34,242	34,242
General	SPECIAL ED TRANSPORT	1,596,195	1,649,380	1,610,699	1,725,245	1,585,238	1,785,205
General	BETWEEN SCHOOLS - PUBLIC	121,651	115,669	77,478	49,406	81,153	55,000
General	NONPUBLIC NOREGULAR	8,091	10,411	10,186	9,403	10,933	10,933
General	SPECIAL TRANSPORTATION	2,158	84,000	151,963	183,264	150,000	185,000
General	NON AUTHORIZED TRANSPORTATION	406,598	383,277	638,235	607,151	579,433	561,092
General	STATE SPECIAL ED GENERAL	15,748,588	16,089,271	16,885,453	17,565,171	18,218,082	18,988,905
General	STATE SPECIAL ED BIRTH-TWO	-	-	-	-	-	-
General	CAPITAL PROJECTS LEVY	-	-	-	-	-	-
General	COLLABORATION EARLY INTERVENTION	762,207	800,439	769,106	752,088	932,000	800,000
General	CAREER AND TECHNICAL - GENERAL	275,246	191,498	363,865	345,270	471,312	350,603
General	CAREER AND TECHNICAL - SPEC ED	114,159	75,404	61,328	13,565	60,656	-
General	LEARN & SERVE AMERICA	-	-	-	-	-	-
General	FEDERAL CHOICE GRANT(WMEP)	-	-	-	-	-	-
General Total	General Total	100,864,279	109,030,689	115,806,041	116,652,735	115,854,271	121,754,664
Food Service	NAT'L SCHOOL LUNCH PROGRAM	1,665,523	1,382,007	1,974,391	1,899,891	1,854,942	1,803,890
Food Service	SCHOOL BREAKFAST PROGRAM	79,337	652,018	38,570	42,465	67,320	67,320
Food Service	A LA CARTE FOOD SERVICE	982,856	732,450	1,225,147	1,004,166	1,334,191	1,334,191
Food Service Total	Food Service Total	2,727,716	2,766,475	3,238,107	2,946,522	3,256,453	3,205,401
Community Ed	GENERAL	597,074	581,031	0	-	3,662	-
Community Ed	COMMUNITY EDUCATION	5,083,042	5,026,993	4,612,705	4,911,528	4,708,241	5,178,896
Community Ed	EARLY CHILDHOOD & FAMILY ED	658,627	683,313	683,137	869,401	931,599	806,240

Edina Public Schools
Expenditures by Finance

FUND	FINANCE	FY15-16 ACTUAL	FY16-17 ACTUAL	FY17-18 ACTUAL	FY18-19 ACTUAL	FY20 ADOPTED BUDGET	FY20 REVISED BUDGET
Community Ed	ADULT W/DISABILITIES	-	-	5,202	5,202	-	-
Community Ed	ECFE HOME VISIT	6,435	8,710	-	9,025	-	8,714
Community Ed	AFTER SCHOOL ENRICHMENT	-	-	351,894	490,195	429,454	516,868
Community Ed	LEARNING READINESS	145,552	147,389	173,531	193,159	119,866	246,130
Community Ed	NONPUBLIC HEALTH SERVICES	56,804	60,747	20,975	6,032	99,367	91,228
Community Ed	NONPUBLIC TEXTBOOKS	86,171	77,300	88,874	84,198	84,375	71,901
Community Ed	NONPUBLIC GUIDANCE & COUNSELING	7,122	40,622	80,752	82,957	49,777	44,077
Community Ed	EARLY CHILDHOOD SCREENING	59,914	65,224	34,976	34,671	32,207	32,207
Community Ed	YOUTH DEVELOPMENT/SERVICES	-	-	658,951	732,546	710,129	713,791
Community Ed	CHILDREN W DISABILITIES IN S A C	433,177	477,279	437,470	506,743	533,929	533,929
Community Ed	COLLABORATION EARLY INTERVENTION	114,644	95,341	1,078	-	-	-
Community Ed Total	Community Ed Total	7,248,561	7,263,948	7,149,545	7,925,657	7,702,606	8,243,981
Construction	GENERAL	14,485,560	72,435,952	30,096,245	14,187,314	1,008,223	798,649
Construction	MECHANICAL SYSTEM	-	3,803,087	23,636,308	9,113,063	12,016,970	12,016,970
Construction	ALTERNATIVE FACILITIES PROGRAM	6,548,946	-	-	-	-	-
Construction	CERT OF PARTICIPATION PROJECTS	17,001	-	-	-	-	-
Construction	CAPITAL PROJECTS LEVY	4,427,637	4,645,619	5,461,315	4,822,116	5,845,567	6,489,145
Construction Total	Alt Facility Total	25,479,144	80,884,659	59,193,867	28,122,494	18,870,760	19,304,764
Debt	GENERAL	9,458,586	13,527,860	14,695,370	14,672,195	15,050,625	37,047,015
Debt Total	Debt Total	9,458,586	13,527,860	14,695,370	14,672,195	15,050,625	37,047,015
Self Insurance	GENERAL	824,099	830,258	876,069	867,492	870,000	870,000
Self Insurance Total	Self Insurance Total	824,099	830,258	876,069	867,492	870,000	870,000
Grand Total	Grand Total	146,602,385	214,303,890	200,958,999	171,187,096	161,604,714	190,425,825

Edina Public Schools Expenditures by Object

FUND	OBJECT	FY15-16 ACTUAL	FY16-17 ACTUAL	FY17-18 ACTUAL	FY18-19 ACTUAL	FY20 ADOPTED BUDGET	FY20 REVISED BUDGET
General	ADMINISTRATION/SUPERVISION	3,555,268	3,859,032	4,382,661	4,308,803	4,165,075	4,180,574
General	LICENSED CLASSROOM TEACHER	36,795,824	37,599,794	38,607,200	39,638,202	40,622,823	41,611,979
General	NONLICENSED CLASSROOM TEACHER	55,502	-	488,758	501,970	512,898	512,898
General	LICENSED INSTRUCTIONAL SUPPORT	1,859,869	2,048,025	2,356,967	2,782,911	2,628,347	2,553,473
General	NONLICENSED INSTRUCT SUPPORT	22,746	7,627	3,784	4,137	-	-
General	SUBSTITUTE TEACHERS	1,180,763	1,240,458	1,108,300	1,084,129	1,018,826	1,105,812
General	SUBSTITUTE NONLICENSED CLASSROOM	80,078	94,957	96,347	41,912	136,222	50,000
General	PHYSICAL THERAPIST	68,948	72,921	80,868	85,956	89,756	89,756
General	OCCUPATIONAL THERAPIST	299,277	308,396	343,745	361,015	376,911	392,239
General	SPEECH/LANGUAGE PATHOLOGIST	1,092,901	1,268,792	1,403,654	1,448,660	1,495,419	1,530,659
General	SCHOOL NURSE	499,420	507,141	678,196	685,818	671,626	706,000
General	SOCIAL WORKERS	657,238	727,557	757,075	830,288	868,090	928,344
General	PSYCHOLOGISTS	720,370	638,802	765,578	813,017	773,655	773,655
General	MENTAL HEALTH PRACTITIONER	-	-	48,135	59,901	62,892	62,892
General	CERTIFIED PARAPROFESSIONAL	3,322,614	3,646,566	3,165,335	3,364,218	3,607,065	3,682,065
General	SPECIAL ED LANG INTERPRETATION	-	-	-	-	-	-
General	COUNSELORS	1,176,972	1,188,017	1,452,885	1,488,957	1,518,133	1,488,596
General	NON INSTRUCTIONAL SUPPORT	7,721,190	8,215,941	9,054,836	9,146,646	8,985,613	9,177,544
General	ADAPTIVE PHY ED & DAPE	313,970	342,604	396,508	375,821	380,709	342,786
General	CULTURAL LIAISON	-	127,436	125,146	143,606	148,631	148,631
General	OTHER SALARY PAYMENTS CERTIFIED	3,216,937	3,600,899	3,378,509	3,116,872	2,995,278	3,222,943
General	OTHER SALARY PAYMENTS NON CERTIFIED	92,962	39,148	31,528	41,892	43,156	43,156
General	SABBATICAL LEAVE	-	-	-	-	-	-
General	SEVERANCE	1,017,162	917,276	816,205	831,393	945,234	945,234
General	SALARY BETWEEN FUNDS	(3,990)	(4,050)	(272,476)	(151,530)	(156,300)	(156,300)
General	SALARY ADJ CAFETERIA PLAN	-	-	15,359	33,400	34,000	34,000
General	FICA/MEDICARE	4,703,403	4,795,713	5,048,897	5,139,248	5,391,974	5,408,926
General	PERA	932,498	1,018,612	1,092,840	1,079,006	1,068,148	1,068,148
General	TRA	4,860,156	3,758,622	3,946,135	4,216,495	4,357,432	4,374,982
General	HEALTH INSURANCE	8,788,168	9,402,918	9,786,653	10,289,918	9,925,475	10,251,797
General	LIFE INSURANCE	83,963	107,136	84,056	82,475	79,628	79,628
General	DENTAL INSURANCE	239,678	385,777	382,730	407,422	403,250	405,260
General	LONG TERM DISABILITY INSURANCE	138,927	127,471	115,832	113,321	132,827	131,829
General	TSA/DEFERRED COMPENSATION	774,778	824,216	900,029	918,445	932,584	946,410
General	TAX ADV HEALTH ARRANGEMENTS	438,833	349,628	134,888	138,930	131,617	131,617
General	WORKERS COMPENSATION	461,025	480,717	441,471	473,776	387,788	387,788
General	UNEMPLOYMENT COMPENSATION	46,636	18,331	69,626	61,193	50,000	60,000
General	POST EMPLOYMENT BENEFITS	810,066	766,039	769,106	752,088	932,000	800,000
General	INTERDEPARTMENT CHARGEBACKS	-	-	(69,355)	(45,501)	(35,228)	(38,300)
General	OTHER BENEFITS	34,528	17,477	29,303	16,344	7,550	21,616
General	OFFICIALS	-	-	72,276	64,380	59,370	59,370
General	FED CONTRACTS < \$25000	41,583	49,821	14,034	10,190	11,563	20,886
General	FED CONTRACTS > \$25000	-	-	-	-	-	-
General	CONSULTING FEES/FEES FOR SVCS	2,137,000	2,312,557	1,984,867	2,722,222	1,349,378	1,867,580
General	SPECIAL EDUCATION LEGAL FEES	8,483	16,362	14,055	4,352	10,000	10,000
General	NON-SPED LITIGATION COST	-	-	109,105	77,185	98,000	108,000
General	FED TUITION PMT < \$25,000	25,000	-	-	-	-	-
General	FED TUITION EXCESS OF \$25K	875,000	-	-	-	-	-
General	COMMUNICATION SERVICES	122,226	122,914	112,727	137,877	120,230	125,230
General	POSTAGE	38,515	40,360	51,697	35,212	40,205	40,605
General	UTILITY SERVICES	1,852,126	1,901,704	1,629,255	1,637,153	1,740,444	1,712,207
General	INSURANCE	296,901	350,545	348,307	307,906	367,400	395,400
General	SPEECH/LANG PATH >\$25,000	-	-	-	-	-	-
General	REPAIRS & MAINTENANCE	315,189	321,107	369,348	351,503	324,185	324,185
General	FOREIGN LANG INTERPR <\$25,000	9,084	19,278	34,070	28,587	12,000	19,500
General	CONTRACTED TRANSPORTATION	1,731,372	1,611,021	1,586,611	1,983,174	1,598,580	1,947,580
General	INTERDISTRICT TRANSPORTATION	(64,861)	(68,046)	(63,058)	(55,499)	(59,000)	(70,740)
General	TRAVEL, CONVENTIONS & CONFERENCE	289,074	293,922	324,908	309,505	275,279	291,722
General	OUT OF STATE TRAVEL PD FEDERAL	4,437	7,484	6,462	1,428	9,600	9,600
General	ENTRY FEES & STUDENT TRAVEL	55	2,633	112,093	109,104	45,402	341,402
General	OPERATING LEASES OR RENT	154,312	142,115	618,578	563,783	529,784	477,507
General	SPEECH/LANG PATH <\$25,000	-	-	-	-	-	-
General	LIC SCHL NURSE CONTCT <\$25,000	-	-	131	-	-	-
General	LIC NURSE SVCS CONTCT <\$25,000	-	-	-	-	-	-
General	QUALIFIED MENTAL HEALTH PROFFESIONAL	-	2,530	10,041	2,000	10,000	10,000
General	OTHER REIMBURSEMENTS	-	-	-	-	-	-
General	PAYMENTS TO OTHER SCHOOL DISTRICTS	921,225	366,804	554,023	600,665	558,255	690,258

Edina Public Schools Expenditures by Object

FUND	OBJECT	FY15-16 ACTUAL	FY16-17 ACTUAL	FY17-18 ACTUAL	FY18-19 ACTUAL	FY20 ADOPTED BUDGET	FY20 REVISED BUDGET
General	REIMB TO MN DISTRICT	-	15,492	213,406	199,832	170,565	166,957
General	SPEC ED CONTRACTED SVC/PUPILS	30,477	122,193	33,630	7,139	144,700	144,700
General	EDUC PURPOSES-NONSCHOOL DIST	99,006	436,543	285,518	474,130	318,450	384,000
General	SPEC ED SALARY OTHER DISTRICT	228,608	166,255	119,413	94,284	119,500	95,100
General	SPEC ED BENEFIT OTHER DISTRICT	64,902	60,807	39,775	35,308	39,813	35,614
General	INTERDEPARTMENT CHARGEBACKS	(80,000)	(80,000)	(128,834)	(103,015)	(120,000)	(66,340)
General	SPEC ED CONTRACTED COOP SERVICE	-	-	-	-	-	-
General	SUPPLIES & MATERIALS NON INSTRUCTION	923,428	963,605	1,193,497	1,078,658	1,026,239	1,017,394
General	SUPPLIES & MATERIALS SOFTWARE	10,410	26,026	1,000	53,039	12,500	262,500
General	INST SOFTWARE LISENCE AGREEMENTS	-	-	5,036	17,490	10,000	10,000
General	SUPPLIES & MATERIALS NON INDIVIDUAL	1,414,382	1,462,144	1,552,890	1,351,798	944,058	1,752,944
General	SUPPLIES & MATERIALS INDIVIDUAL	158,775	133,660	158,303	140,683	111,317	133,428
General	FUELS	214,785	202,885	887,623	779,689	834,500	834,500
General	INSTRUCTIONAL TECHNOLOGY SUPPLIES	-	-	4,695	8,121	7,500	7,500
General	INSTRUCTIONAL TECHNOLOGY DEVICES	-	-	3,689	14,986	30,000	30,000
General	TEXTBOOKS & WORKBOOKS	441,893	497,864	585,249	666,510	457,200	326,727
General	STANDARDIZED TESTS	83,930	136,899	69,727	250	31,930	-
General	MEDIA RESOURCES	3,889	6,050	1,369	3,183	11,778	11,778
General	FOOD	17,291	34,923	24,073	31,660	14,875	17,600
General	NON INSTRUCTIONAL TECH SOFTWARE	-	-	-	-	8,523	4,000
General	BUILDING CONTRUCTION	784,609	3,429,626	438,772	2,941,011	5,257,485	5,702,485
General	EQUIPMENT PURCHASED	663,454	427,438	969,126	722,130	988,482	1,988,204
General	SPEC ED INSTRUCTIONAL EQUIPMNT	80,037	595	4,970	330	24,500	24,500
General	CAPITAL LEASES	-	-	-	-	125,000	125,000
General	PUPIL TRANSPORTATION VEHICLES	445,528	48,369	588,293	294,632	400,000	817,002
General	VEHICLES LEASED/PURCHASED	-	30,515	-	44,015	55,000	55,000
General	TECHNOLOGY EQUIPMENT	27,246	(2,609)	16,659	19,111	-	-
General	SPEC ED TECHNOLOGY EQUIPMNT	31,442	7,740	902	2,259	19,500	19,500
General	LEASE PRINCIPAL	215,385	224,550	228,860	238,316	238,316	238,316
General	LEASE INTEREST	115,504	108,727	101,413	93,899	90,811	90,811
General	CAPITAL LEASES CONTRA ACCOUNT	-	-	-	-	-	-
General	OTHER CAPITAL	-	-	-	-	-	-
General	LOANS INTEREST	-	-	-	-	-	-
General	OTHER DEBT EXPENSE	-	-	-	-	-	-
General	DUES MEMBERSHIPS LICENSES	64,690	82,118	74,780	62,350	57,610	57,610
General	FEDERAL & NONPUBLIC INDIRECT COST	(7,500)	(8,933)	(12,160)	(12,826)	(12,826)	(12,826)
General	TAXES, SPECIAL ASSESSMENTS	13,912	18,348	69,474	44,739	25,000	25,000
General	SCHOLARSHIPS	2,793	5,485	122,785	139,663	-	6,000
General	TRA & PERA PENSION EXP	-	377,676	378,480	423,979	377,676	423,979
General	PERMANENT TRANSFER OTHER FUNDS	-	4,102,593	7,866,784	3,213,503	1,244,490	1,188,753
General Total		100,864,279	109,030,689	115,806,041	116,652,735	115,854,271	121,754,664
Food Service	NON INSTRUCTIONAL SUPPORT	97,172	107,063	133,579	122,142	182,433	182,433
Food Service	OTHER SALARY PAYMENTS CERTIFIED	-	-	-	3,946	-	-
Food Service	STAFF DEVELOPMENT	3,990	4,050	272,476	151,530	156,300	156,300
Food Service	FICA/MEDICARE	7,165	7,845	9,305	8,836	12,885	12,885
Food Service	PERA	3,960	4,215	7,028	6,738	8,110	8,110
Food Service	TRA	4,517	3,680	2,987	2,774	363	363
Food Service	HEALTH INSURANCE	650	92	22,147	12,207	22,521	22,521
Food Service	LIFE INSURANCE	-	-	56	1,290	54	54
Food Service	DENTAL INSURANCE	-	-	429	418	445	445
Food Service	LONG TERM DISABILITY INSURANCE	-	-	190	130	241	241
Food Service	TSA/MINN DEFER COMP PLAN	1	28	329	372	343	343
Food Service	WORKERS COMPENSATION	447	375	322	491	728	728
Food Service	INTERDEPARTMENT CHARGEBACKS	-	-	69,355	45,501	38,300	38,300
Food Service	CONSULTING FEES/FEES FOR SVCS	2,319,049	2,330,107	2,255,586	2,286,136	2,464,511	2,464,511
Food Service	UTILITY SERVICES	-	-	-	-	-	-
Food Service	REPAIRS & MAINTENANCE	38,001	47,445	93,964	29,995	60,000	60,000
Food Service	INTERDEPARTMENT CHARGEBACKS	80,000	80,000	131,965	103,015	120,000	69,000
Food Service	SUPPLIES & MATERIALS NON INSTRUCTION	16,559	26,653	28,200	13,175	14,500	14,500
Food Service	FOOD	-	-	2,039	918	-	-
Food Service	COMMODITIES	122,463	136,664	142,211	144,404	124,666	124,666
Food Service	MILK	-	-	-	-	-	-
Food Service	EQUIPMENT PURCHASED	33,742	18,206	65,516	12,504	50,000	50,000
Food Service	TECHNOLOGY EQUIPMENT	-	-	-	-	-	-
Food Service	TRA & PERA PENSION EXP	-	52	423	-	52	-
Food Service Total		2,727,716	2,766,475	3,238,107	2,946,522	3,256,453	3,205,401
Community Ed	ADMINISTRATION/SUPERVISION	1,627,403	1,776,763	1,734,348	1,727,905	1,701,545	1,895,247
Community Ed	ECFE/SCHL READINESS COORDINATOR	199,594	179,470	222,331	236,414	226,120	60,238

Edina Public Schools Expenditures by Object

FUND	OBJECT	FY15-16 ACTUAL	FY16-17 ACTUAL	FY17-18 ACTUAL	FY18-19 ACTUAL	FY20 ADOPTED BUDGET	FY20 REVISED BUDGET
Community Ed	LICENSED CLASSROOM TEACHER	-	-	10,784	221,222	660,000	854,440
Community Ed	NONLICENSED CLASSROOM TEACHER	3,815	250	(30)	18,494	400,000	430,652
Community Ed	LICENSED INSTRUCTIONAL SUPPORT	22,032	16,339	595,766	246,603	87,652	74,856
Community Ed	SUBSTITUTE NONLICENSED CLASSROOM	-	-	325	-	-	-
Community Ed	SUBSTITUTE NONLICENSED CLASSROOM	-	-	12,600	15,336	14,131	14,131
Community Ed	NON INSTRUCTIONAL SUPPORT	1,754,319	1,871,242	1,604,714	1,807,726	1,478,464	1,520,865
Community Ed	OTHER SALARY PAYMENTS NON CERTIFIED	726,782	718,711	232,280	570,194	255,792	322,700
Community Ed	SEVERANCE	-	-	-	-	-	-
Community Ed	SALARY BETWEEN FUNDS	-	-	-	-	-	-
Community Ed	FICA/MEDICARE	308,994	323,436	320,774	350,892	367,958	415,841
Community Ed	PERA	255,265	271,612	269,958	287,658	264,485	285,619
Community Ed	TRA	70,463	51,356	50,360	73,801	103,113	125,815
Community Ed	HEALTH INSURANCE	373,074	408,100	360,888	386,370	350,118	402,899
Community Ed	LIFE INSURANCE	1,996	3,834	5,368	17,171	3,597	4,128
Community Ed	DENTAL INSURANCE	23,390	23,114	21,667	21,946	20,564	22,453
Community Ed	LONG TERM DISABILITY INSURANCE	7,783	6,800	5,781	5,690	6,553	7,611
Community Ed	TSA/DEFERRED COMPENSATION	10,683	25,428	29,623	34,713	34,385	37,929
Community Ed	TAX ADV HEALTH ARRANGEMENTS	2,324	1,812	-	1,800	-	-
Community Ed	WORKERS COMPENSATION	20,871	24,450	17,704	20,536	17,212	19,343
Community Ed	OTHER BENEFITS	400	-	-	-	400	2,000
Community Ed	FEDERAL SUB AWARDS/CONT<25,000	-	8,863	-	-	-	-
Community Ed	CONSULTING FEES/FEEES FOR SVCS	1,107,237	964,891	1,046,512	1,242,576	1,024,627	1,068,327
Community Ed	COMMUNICATION SERVICES	15,517	11,002	10,438	12,493	14,840	14,790
Community Ed	POSTAGE	11,373	12,634	10,976	9,602	19,860	19,850
Community Ed	REPAIRS & MAINTENANCE	-	-	-	-	-	-
Community Ed	CONTRACTED TRANSPORTATION	-	-	3,072	878	50	950
Community Ed	INTERDISTRICT TRANSPORTATION	64,861	68,046	63,058	55,499	59,000	70,740
Community Ed	TRAVEL, CONVENTIONS & CONFERENCE	22,024	14,285	13,358	12,349	37,775	37,330
Community Ed	ENTRY FEES & STUDENT TRAVEL	-	-	49,487	64,647	60,600	67,600
Community Ed	INTERDEPARTMENT CHARGEBACKS	79,184	59,401	19,770	13,626	94,900	54,800
Community Ed	EDUC PURPOSES-NONSCHOOL DIST	-	-	11,147	-	-	-
Community Ed	SUPPLIES & MATERIALS NON INSTRUCTION	393,515	267,132	162,911	183,291	138,300	152,900
Community Ed	SUPPLIES & MATERIALS NON INDIVIDUAL	5,202	5,202	15,540	10,667	2,900	3,900
Community Ed	SUPPLIES & MATERIALS SOFTWARE	-	3,016	1,060	1,790	-	-
Community Ed	TEXTBOOKS & WORKBOOKS	86,171	77,300	88,874	84,198	84,375	71,901
Community Ed	MEDIA RESOURCES	-	-	-	-	-	-
Community Ed	FOOD	-	-	122,398	135,483	120,500	138,900
Community Ed	EQUIPMENT PURCHASED	46,714	51,962	14,320	40,504	30,500	31,500
Community Ed	DUES MEMBERSHIPS LICENSES	72	-	832	761	900	900
Community Ed	TRA & PERA PENSION EXP	-	8,564	8,394	-	8,564	-
Community Ed	FEDERAL & NONPUBLIC INDIRECT COST	7,500	8,933	12,160	12,826	12,826	12,826
Community Ed	PERMANENT TRANSFER OTHER FUNDS	-	-	-	-	-	-
Community Ed Total		7,248,561	7,263,948	7,149,545	7,925,658	7,702,606	8,243,981
Construction	ADMINISTRATION/SUPERVISION	109,319	77,186	-	359,227	461,009	461,009
Construction	LICENSED CLASSROOM TEACHER	-	-	-	-	-	-
Construction	N-LIC CLASSROOM PERS	-	1,116	-	-	-	-
Construction	LICENSED INSTRUCTIONAL SUPPORT	-	-	-	-	91,296	91,296
Construction	NON LICENSED INSTRUCTIONAL SUPPORT	455,989	428,378	-	-	817,656	817,656
Construction	SUBSTITUTE TEACHERS	525	2,542	-	-	-	-
Construction	NON INSTRUCTIONAL SUPPORT	17,571	4,451	872,827	235,579	638,968	638,968
Construction	OTHER SALARY PAYMENTS- LICENSED	206,692	230,216	35,386	34,790	142,785	142,785
Construction	OTHER SALARY PAYMENTS- NON-LICENSED	722,077	806,358	578,752	1,164,484	253,924	253,924
Construction	SEVERANCE	-	51,025	1,121	-	-	-
Construction	FICA/MEDICARE	108,630	109,394	104,396	126,730	172,641	172,641
Construction	PERA	93,309	93,316	95,752	130,436	143,205	143,205
Construction	TRA	15,436	16,358	14,418	2,996	27,993	27,993
Construction	HEALTH INSURANCE	219,923	226,008	223,915	253,934	330,367	330,367
Construction	LIFE INSURANCE	910	1,520	1,140	1,511	2,241	2,241
Construction	DENTAL INSURANCE	30,634	1,816	1,548	3,361	5,935	5,935
Construction	LONG TERM DISABILITY INSURANCE	3,622	3,164	2,630	3,074	4,774	4,774
Construction	TSA/DEFERRED COMPENSATION	6,585	7,467	8,302	13,904	22,764	22,764
Construction	TAX ADV HEALTH ARRANGEMENTS	2,654	2,088	1,040	-	1,040	1,040
Construction	WORKERS COMPENSATION	6,577	5,803	7,177	9,344	9,051	9,051
Construction	CONSULTING FEES/FEEES FOR SVCS	5,919,241	7,690,061	3,099,385	1,087,592	100,000	100,000
Construction	REPAIR/MAINT/ COMPUTERS/T	-	-	-	-	-	-
Construction	PROPERTY INSURANCE	-	39,745	37,126	12,408	-	-
Construction	TRAVEL, CONVENTIONS & CONFERENCE	14,747	20,827	-	-	17,800	17,800

Edina Public Schools
Expenditures by Object

FUND	OBJECT	FY15-16 ACTUAL	FY16-17 ACTUAL	FY17-18 ACTUAL	FY18-19 ACTUAL	FY20 ADOPTED BUDGET	FY20 REVISED BUDGET
Construction	SUPPLIES & MATERIALS NON INSTRUCTION	2,033	1,395	-	-	-	-
Construction	NON-INSTR SOFTWARE/LICENS	-	4,529	-	-	729,363	729,363
Construction	SOFTWARE INSTRUCTIONAL	-	-	-	-	351,946	351,946
Construction	SUPPLIES & MATERIALS NON INDIVIDUAL	216,459	313,841	-	-	-	-
Construction	INSTR TECH SUPPLIES	-	-	-	-	-	-
Construction	STANDARDIZED TESTS	-	-	-	-	78,000	-
Construction	FOOD	-	-	-	-	2,000	2,000
Construction	TRANS-CONSTRUCTION SITE ACQUISITION	4,097,989	15,436	-	-	-	-
Construction	BUILDING CONSTRUCTION	10,338,861	68,087,969	48,752,900	22,101,679	12,965,193	12,833,619
Construction	EQUIPMENT PURCHASED	657,463	1,148,294	3,653,032	1,231,180	-	-
Construction	CAPITAL LEASE	-	-	-	-	-	-
Construction	TECHNOLOGY EQUIPMENT	1,263,288	1,487,067	814,644	362,504	150,308	150,308
Construction	CAPITAL INSTR TECH HARDWR	-	-	888,377	796,094	1,350,501	1,994,079
Construction	PRINCIPAL ON CAPITAL LEASES	381,610	-	-	-	-	-
Construction	INTEREST ON CAPITAL LEASES	16,230	-	-	-	-	-
Construction	CAPITAL LEASES CONTRA ACCOUNT	-	-	-	-	-	-
Construction	COUNTRYSIDE	570,770	7,288	-	191,667	-	-
Construction Total		25,479,144	80,884,660	59,193,867	28,122,494	18,870,760	19,304,764
Debt	BOND PRINCIPAL	4,245,000	6,130,000	7,180,000	7,405,000	8,140,000	30,035,000
Debt	BOND INTEREST	5,206,086	7,385,085	7,508,595	7,258,595	6,895,625	6,895,625
Debt	OTHER DEBT EXPENSE	7,500	12,775	6,775	8,600	15,000	116,390
Debt	BOND REFUNDING	-	-	-	-	-	-
Debt Total		9,458,586	13,527,860	14,695,370	14,672,195	15,050,625	37,047,015
Self Insurance	CONSULTING FEES/FEES FOR SVCS	824,099	830,258	876,069	867,492	870,000	870,000
Self Insurance Total		824,099	830,258	876,069	867,492	870,000	870,000
Grand Total		146,602,385	214,303,890	200,958,999	171,187,096	161,604,714	190,425,825



Board Meeting Date: 1/13/2020

TITLE: Budget Adjustments 2020-2021

TYPE: Consent

BACKGROUND: The resolution language is suggested by the Minnesota School Boards Association if a school district is anticipating budget adjustments.

RECOMMENDATION: Direct the Superintendent of Schools and administration to consider and potentially recommend to the School Board the discontinuance of programs or positions to effectuate economies in the school district and reduce expenditures as a result of projected budget shortfalls for the 2020-2021 school year.

PRIMARY ISSUE(S) TO CONSIDER: Direct the Superintendent of Schools as stated above.



Board Meeting Date: 1/13/2020

TITLE: Edina High School Vending Machine Agreement

TYPE: Discussion

BACKGROUND: The district's vending services agreement expires in first quarter of 2020. Several sites have requested to add additional machines to site, notably for staff convenience. Prior to this process, there were multiple vending services agreements with Midwest Vending and Pepsi Cola.

RECOMMENDATION: Approve Midwest Vending, Inc. to provide vending services as per the attached agreement.

PRIMARY ISSUE(S) TO CONSIDER: Vending Service Agreement

ATTACHMENTS:

1. Report (Procurement Process Summary/Recommendation)

General Information

Department:	Administration	Dept. Director:	Mr. John Toop
Category:	Vending Machine Services	Month/Year:	1/2020

Overview

The district's vending services agreement expires in first quarter of 2020. Several sites have requested to add additional machines to site, notably for staff convenience. Prior to this process, there were multiple vending services agreements with Midwest Vending and Pepsi Cola.

Sourcing Process Summary

Component	Note
Process used	<ul style="list-style-type: none"> Request for Proposal
Vendors	<ul style="list-style-type: none"> Midwest Vending* (submitted) Breaktime Vending (no submission) Canteen (no submission) C&S Vending (no submission) Smart Choice Vending (submitted) Theisen Vending (no submission) <p style="text-align: right;">*Incumbent</p>
Objectives/Evaluation	<ul style="list-style-type: none"> Consolidate vending to single service provider Assure most beneficial revenue share (commission program) to recover energy costs AND generate revenue stream for site schools Installation of modern, energy efficient (to be consistent with district's Go Green initiative) with electronic payment capabilities for the convenience of end users Implementation of end-user refund process that requires minimal district staff interaction

Submission Comparisons

Component	Description	Midwest Vending	Smart Choice Vending
Eligibility/Requirements	<i>Vendor can meet all district terms, conditions, and requirements documented in RFP documents and district policy.</i>	Yes	Yes
Commission	<i>Proposed effective commission rate (% of post-tax sales revenue based on 50% margin)</i>	15.73%	15%
Energy Consumption	<i>Daily energy consumption of total proposed fleet</i>	89.13 kWh per day	269.5 kWh per day
	<i>Energy consumption notes</i>	All are Energy Star rated	n/a
Device Payment Capabilities	<i>Devices accept electronic payment AND cash</i>	Yes	Yes
Products offered	<i>Smart Snack requirements met</i>	Yes	Yes
Rebate process	<i>Rebate submission process</i>	End user email to vendor	End user web submission

Selection Recommendation

Following the review and analysis of both proposals and the current internal management strategy, the district recommends the selection of the **Midwest Vending Services** proposal.

This recommendation is based on the following:

- Proposed commission program yields the greatest amount of revenue share (commission) with an improvement of 2% from prior agreement (and 17% above current Pepsi Cola services agreement)
- Proposed fleet is most consistent with district's Go Green Initiative
- Midwest has been a solid performing, compliant vendor of district for prior 10 years



Board Meeting Date: 1/13/2020

TITLE: Purchase of Network Hardware

TYPE: Consent

PRESENTER(S): Steve Buettner, Director of Media and Technology

BACKGROUND: As part of a life cycle plan for our critical networking infrastructure, the plan is to leverage e-rate funding to upgrade critical data closet switching gear. This network hardware will replace switches that are “End of Sale” at our middle schools and four of our elementary schools, and provide greater throughput for our end user systems. Purchase will be made July 1, 2020.

RECOMMENDATION: Approve the purchase of networking hardware from CDW for \$58,734.60

PRIMARY ISSUE(S) TO CONSIDER: This purchase will leverage e-rate funding to upgrade core networking closet switches and routers at six of our schools’ hardware that has reached “End of Life” and are nearing the end of support for security issues. Responses were evaluated based on Cost, Proposed Solution, Vendor relationship, and ease of transition/implementation. Based on this criteria, the CDW Cisco response scored the most points.

Response	Cost(550)	Solution(150)	Vendor(100)	Ease of Trans(200)	Total(1000)
CDW (CISCO)	446	150	100	200	896
CDW (Aruba)	428	125	100	150	803
Summit	0	50	100	200	350
High Points	550	75	100	150	875

ATTACHMENT:

1. CDW Response


Edina Public School District 273

470 Number 200006278

E-Rate Year 23 / Funding Year 2020-2021

01/07/2020

Original - Digital Copy



CDW Government LLC
230 N. Milwaukee Ave.
Vernon Hills, IL 60061





One CDW Way
230 N. Milwaukee Ave
Vernon Hills, IL 60061
P: 847.371.5800
F: 847.465.6800
Toll-Free: 800.808.4239
www.cdwg.com/PeopleWhoGetIT

Edina Public School District 273
5701 Normandale Road
Minneapolis, MN 55424-2400

01/07/2020

RE: 470 Number 200006278

Dear Steve Buettner,

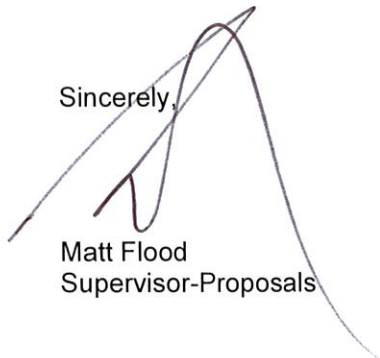
Edina Public School District 273 is seeking a qualified vendor to provide products requested in category 2 solution to this E-RATE 470 request. CDW Government LLC (CDW•G), a leading provider of E-RATE technology solutions to eligible K-12 schools and libraries, is pleased to present this response for 470 Number 200006278.

Our products are housed in our two state-of-the-art distribution centers, which are equipped to ensure that Edina Public School District 273 receives products requested in category 2 on schedule. Our strength is in servicing large numbers of customers with multiple orders, while adding valuable services. Here are a few of the reasons our customers return to us time and again:

- **Superior E-Rate Contract Support.** CDW•G understands the need for well-maintained contracts. David White, CDW•G E-Rate Program Manager, will do what he does best; assist with the E-Rate process and help facilitate the application and funding process.
- **Customer Account Center.** Around-the-clock access to customized online tools and resources that can be found on our award-winning website, CDWG.com
- **Quick Availability.** Efficient and timely order fulfillment; most of CDW•G's in-stock, credit released orders ship the same day the order is placed.
- **E-Rate Experience.** CDW•G has participated in the E-Rate program since its inception in 1997. CDW•G's E-Rate SPIN number is 143005588, and FRN (FCC) Code is 0012123287. CDW•G holds Green Light status and prides itself on consistently maintaining this status.

If you have any questions concerning this proposal response, please contact Mayank Srivastava, Executive Account Manager, at (866) 626-8519 or mayasri@cdw.com.

Sincerely,



Matt Flood
Supervisor-Proposals

Pricing Section

Following this page is the pricing quote with our standard Purchase Agreement for E-Rate Customers.

CDW Government LLC
Purchase Agreement for E-Rate Customers
200006278 Pricing
Contract #23178
Spin #143005588
FCC Registration #0012123287

This E-Rate Customer Purchase Agreement (this "Agreement") is by and between CDW Government LLC an Illinois corporation with an office at 230 N. Milwaukee Ave., Vernon Hills, Illinois 60061 ("Seller"), and Edina Public School District 273, a non-profit school or library eligible for Universal Service funding, with offices at 5701 Normandale Road, Minneapolis, MN 55424 ("Customer") and is effective on April 1, 2020 ("Effective Date").

Definitions:

As used in the Agreement, the following terms shall have the meanings set forth below:

"E-Rate" – The education rate funding program that is a part of the Schools and Libraries Program that provides discounts to keep students and library patrons connected to broadband and voice services and which is one of the programs that form the Universal Service Program.

"Products" – E-Rate eligible products or services that include computer related hardware but are not limited to caching servers, routers, switches, wireless access points, installation, and warranty maintenance and other items which are eligible for E-Rate discounts in accordance with the rules issued by USAC.

"Customer" – an E-Rate customer that is a school or library eligible to participate in the E-Rate program and, that is applying for E-Rate discount on Products ordered from Seller.

"Funding Commitment Decision Letter" or "FCDL" – A letter that a Customer receives from USAC which indicates the applicable discount amount for a specific funding year.

"Funding Year" – The specific calendar period, as defined by the SLP, during which the Customer is approved for funding or discounts on Products.

"SLP" - The Schools and Libraries Program of the Universal Service Fund, which includes the E-Rate Program and that is administered by the Universal Service Administrative Company (USAC) under the direction of the United States Federal Communications Commission ("FCC").

"Universal Service Administrative Co." or "USAC" – The not for profit organization designated by the U.S. Federal Communications Commission ("FCC") to administer and ensure compliance with the Universal Services Fund.

1. TERMS AND CONDITIONS

All orders submitted to Seller by Customer for Products under this Agreement are subject to the terms and conditions on Seller's website at <http://www.cdwg.com/content/terms-conditions/product-sales.asp> (the "Product Sales Terms and Conditions"), unless otherwise stated herein.

2. PURCHASE AUTHORIZATIONS**A. E-Rate Status**

Customer represents and warrants that it qualifies as eligible under the SLP to receive E-Rate funding.

CUSTOMER FURTHER ACKNOWLEDGES AND AGREES THAT THIS AGREEMENT, WHEN EXECUTED, CONSTITUTES A CONTRACT AS REQUIRED BY USAC and the SLP.

B. E-Rate Purchases

Customer represents and warrants that all purchases made under this Agreement shall be for its own use and that it is eligible to receive E-Rate funding as specified by USAC.

IN ACCORDANCE WITH FCC REQUIREMENTS, THE CUSTOMER SHALL SUBMIT A COMPLETED AND SIGNED FCC FORM 486 TO USAC The Form 486 shall be approved by USAC prior to order placement with Seller.

3. ORDERING AND ASSISTANCE**A. Ordering**

Purchase orders shall be submitted directly to Seller at the following address or fax number:

CDW Government LLC
Attn: E-Rate Sales K-12
230 N. Milwaukee Ave.
Vernon Hills, IL 60061

Phone: 800-328-4239
Facsimile: Please fax Purchase Orders to your Account Manager

B. Required Information

All orders shall include 1) a contact name; 2) phone number; 3) purchase order number; 4) part number; 5) Product description; 6) original and discounted Product price 7) percentage Customer owes and percentage SLP owes (if applicable) 8) ship to location; 9) bill to location; and 10) FRN number for each part number. SEPARATE PURCHASE ORDERS SHALL BE SUBMITTED FOR PRODUCTS THAT ARE NOT ELIGIBLE FOR E-RATE FUNDING. ALL ORDERS SHALL BE SUBJECT TO ACCEPTANCE BY SELLER.

C. Assistance with Order

Customer may call 1-800-328-4239 to get assistance on any purchase order. Any terms or conditions stated in or on the Customer's purchase order which are inconsistent with or in addition to the terms and conditions in this Agreement or the Product Sales Terms and Conditions shall not be valid, are considered null and void and shall not be applicable to or binding on Seller.

FOR PRODUCTS WHICH ARE DISCONTINUED AFTER A CUSTOMER ORDER HAS BEEN ACCEPTED BY SELLER BUT BEFORE THE PRODUCT HAS SHIPPED, SELLER WILL MAKE REASONABLE EFFORTS TO OFFER A COMPARABLE OR BETTER PRODUCT AT THE SAME OR LESSER PRICE, IF AVAILABLE, UPON SLP'S APPROVAL OF THE PRODUCT SUBSTITUTION.

4. PRICE AND PAYMENT TERMS

Payment terms are subject to continuing credit approval by Seller. Seller may change credit or payment terms at any time when, in Seller's opinion, Customer's financial condition, previous payment record, or the nature of Customer's relationship with Seller so warrants.

Seller may discontinue performance under this Agreement (i) if Customer fails to pay any sum when due under this Agreement or any other agreement with Seller until payment is received or (ii) if Customer is in violation of applicable laws and regulations.

A. Price

The Price shall be as set forth on the Customer's quote from Seller and which is in the form attached hereto as Exhibit I. All prices are exclusive of federal, state, local, or other taxes, which shall be the responsibility of the Customer.

B. Payment Terms

Customer must choose one of the following payment methods. However, Customers that choose to order Products prior to receiving their FCDL shall be required to follow the BEAR payment method.

1. Form 474 Service Provider Invoice (SPI) Method

Seller will invoice the Customer for the Product price, as set forth on the Product quote, net of the FCDL amount. Customer shall be responsible for making payment within thirty (30) days from date of invoice.

2. Form 472 Billed Entity Applicant Reimbursement (BEAR) Method

Seller will invoice Customer, upon Product shipment, for the total purchase price without regard to any SLP funding applied to that purchase price for the Products. Customer shall pay the invoiced amount within thirty (30) days from the date of invoice.

All payments, regardless of method, shall be submitted to the address set forth below:

CDW Government LLC
Attn: Accounts Receivable
230 N. Milwaukee Ave.
Vernon Hills, IL 60061

CUSTOMER MAY EITHER WAIT TO PLACE AN ORDER PRIOR TO OR AFTER RECEIPT OF ITS FCDL. IN THE EVENT THAT CUSTOMER PLACES AN ORDER PRIOR TO RECEIPT OF THE FCDL, CUSTOMER SHALL BE RESPONSIBLE FOR PAYMENT OF THE ENTIRE PURCHASE PRICE WITHOUT REGARD TO SLP FUNDING.

5. NON-ASSIGNABILITY AGREEMENT

Customer shall not assign or otherwise transfer its rights or delegate its obligations under this Agreement without Seller's advance written consent. Any attempted assignment, transfer or delegation without such consent shall be void.

6. TERM & RENEWAL OF AGREEMENT

The term of this Agreement shall commence on April 1, 2020 ("Effective Date") and be valid through Funding Year 23. Notwithstanding the foregoing, Seller may terminate this Agreement at any time for any reason upon thirty (30) days prior written notice to the Customer. In addition, the Customer may immediately terminate this Agreement or withdraw an order upon written notice to Seller in the event that funds are not appropriated to Customer under this program ("Termination Notice"). In the event that Customer terminates this Agreement due to non-appropriation of funds, then Seller may immediately cease performance. However, the Customer shall remain liable for any

Products that Seller has shipped or services already provided or subscribed and purchased prior to Seller's receipt of the Termination Notice. Customer shall also be responsible for any of Seller's out-of-pocket costs arising as a result of any such termination.

The term of this Agreement may be renewed in the event that Customer receives an extension of funding from the SLP and upon Seller's and Customer's mutual written consent.

7. NOTICES

All notices and other communications required or permitted under this Agreement shall be served in person or sent by U.S. mail, Federal Express, or equivalent carrier at the following address:

If to Seller:

CDW Government LLC
Attn.: Director, Program Sales
2 Corporate Drive, Suite 800
Shelton, CT 06484

If to Customer:

Edina Public School District 273

5701 Normandale Road
Minneapolis, MN 55424

8. GENERAL

If any term or provision herein is determined to be illegal or unenforceable, the validity or enforceability of the remainder of the terms or provisions herein will remain in full force and effect.

9. ENTIRE AGREEMENT

This Agreement constitutes the entire agreement between Seller and Customer and supersedes and replaces any and all previous and contemporaneous communications, representations or agreements between the parties, whether oral or written, regarding transactions hereunder. No provision of this Agreement may be waived or modified except by an amendment signed by an authorized representative of each party.

10. GOVERNING LAW

This Agreement will be governed by the laws of the State of Illinois, without regard to conflicts of laws rules. Any litigation will be brought exclusively in a federal or state court located in Cook County, Illinois, and Customer consents to the jurisdiction of the federal and state courts located therein. Customer shall submit to the jurisdiction thereof and waives the right to change venue. Customer further consents to the exercise of personal jurisdiction by any such court with respect to any such proceeding.

11. DOCUMENT RETENTION

All documents related to this Agreement will be kept on file by both parties for a period of ten (10) years after the project completion in accordance with the rules of the SLP.

IN WITNESS WHEREOF, the parties hereto have executed this Agreement the day and year first above written. **This contract is for Funding Year 23 (2020) which is effective as of July 1, 2020 and terminates on June 30, 2021.**

CDW Government LLC

Customer

(Authorized Signature)

(Authorized Signature)

Printed Name

Printed Name

Title: _____

Title: _____

Date: _____

Date: _____

EXHIBIT I
Quote



PRICE QUOTE

QUOTE ID: 492983
Revision: 2
CUSTOMER ID: 4079074
QUOTE DATE: 12/23/2019
QUOTE EXPIRES: 01/23/2020
PAYMENT TERMS: Net 30 Days
FOB: Port of Origin

120 S. Riverside
Chicago, IL 60606
312.705.9700

Project: RESPONSE TO EDINA
SCHOOL DISTRICT RFP FOR
NETWORKING SOLUTION
Attention: Steve Buettner
Prepared for: Edina Public Schools - Isd 273
5701 Normandale Rd
Edina, MN
55424-2401

Sales Person: Mayank Srivastava
Phone: (312) 705-9366
Email: mayasri@cdw.com
ISR: Mayank Srivastava
Phone: (312) 705-9366
Email: mayasri@cdw.com

Qty	Part Number	EDC	Description	Customer Price	Customer Extended Price
South View - Secondary					
C9500-16X-EDU					
2	C9500-16X-EDU	5120985	Catalyst 9500 16-port 10G, K12	\$ 4,830.00	\$ 9,660.00
2	S9500UK9-169	NEED EDC	UNIVERSAL	\$ -	\$ -
2	PWR-C4-950WAC-R	4712844	950W AC Config 4 Power Supply front to back cooling	\$ -	\$ -
2	C9500-SPS-NONE	NEED EDC	No Secondary Power Supply Selected	\$ -	\$ -
2	CAB-TA-NA	5472609	North America AC Type A Power Cable	\$ -	\$ -
2	PWR-C4-BLANK	NEED EDC	Catalyst 9500 power supply blank cover	\$ -	\$ -
2	C9500-NM-BLANK	NEED EDC	Catalyst 9500 network module blank cover	\$ -	\$ -
2	C9500-DNA-16X-A	NEED EDC	C9500 DNA Advantage, Term licenses	\$ -	\$ -
2	C9500-DNA-L-A-3Y	4859381	Cisco Catalyst 9500 DNA Advantage 3 Year License	\$ 2,130.00	\$ 4,260.00
6	PI-LFAS-T	NEED EDC	Prime Infrastructure Lifecycle & Assurance Term - Smart Lic	\$ -	\$ -
6	PI-LFAS-AP-T-3Y	NEED EDC	PI Dev Lic for Lifecycle & Assurance Term 3Y	\$ -	\$ -
2	NETWORK-PNP-LIC	NEED EDC	Network Plug-n-Play Connect for zero-touch device deployment	\$ -	\$ -
2	SFP-H10GB-CU1M	1999264	10GBASE-CU SFP+ Cable 1 Meter	\$ 32.40	\$ 64.80
2	C9500-NW-A	NEED EDC	C9500 Network Stack, Advantage	\$ -	\$ -
C9200L-48P-4X-EDU					
1	C9200L-48P-4X-EDU	NEED EDC	Catalyst 9200L 48-port PoE+ only, 4x10G uplinks, K12	\$ 2,182.50	\$ 2,182.50
1	C9200L-NW-E-48	NEED EDC	C9200L Network Essentials, 48-port license	\$ -	\$ -
1	CAB-TA-NA	5472609	North America AC Type A Power Cable	\$ -	\$ -
1	PWR-C5-BLANK	NEED EDC	Config 5 Power Supply Blank	\$ -	\$ -
2	C9200-STACK-BLANK	NEED EDC	Catalyst 9200 Blank Stack Module	\$ -	\$ -
1	C9200L-DNA-E-48	NEED EDC	C9200L Cisco DNA Essentials, 48-port Term license	\$ -	\$ -
1	C9200L-DNA-E-48-3Y	5365451	C9200L Cisco DNA Essentials, 48-port, 3 Year Term license	\$ 336.00	\$ 336.00
1	NETWORK-PNP-LIC	NEED EDC	Network Plug-n-Play Connect for zero-touch device deployment	\$ -	\$ -

South View - Secondary Sub Total: \$ 16,503.30



PRICE QUOTE

QUOTE ID: 492983 Revision: 2

Prepared for: Edina Public Schools - Isd 273

Qty	Part Number	EDC	Description	Customer Price	Customer Extended Price
Valley View - Secondary					
C9500-16X-EDU					
2	C9500-16X-EDU	5120985	Catalyst 9500 16-port 10G, K12	\$ 4,830.00	\$ 9,660.00
2	S9500UK9-169	NEED EDC	UNIVERSAL	\$ -	\$ -
2	PWR-C4-950WAC-R	4712844	950W AC Config 4 Power Supply front to back cooling	\$ -	\$ -
2	C9500-SPS-NONE	NEED EDC	No Secondary Power Supply Selected	\$ -	\$ -
2	CAB-TA-NA	5472609	North America AC Type A Power Cable	\$ -	\$ -
2	PWR-C4-BLANK	NEED EDC	Catalyst 9500 power supply blank cover	\$ -	\$ -
2	C9500-NM-BLANK	NEED EDC	Catalyst 9500 network module blank cover	\$ -	\$ -
2	C9500-DNA-16X-A	NEED EDC	C9500 DNA Advantage, Term licenses	\$ -	\$ -
2	C9500-DNA-L-A-3Y	4859381	Cisco Catalyst 9500 DNA Advantage 3 Year License	\$ 2,130.00	\$ 4,260.00
6	PI-LFAS-T	NEED EDC	Prime Infrastructure Lifecycle & Assurance Term - Smart Lic	\$ -	\$ -
6	PI-LFAS-AP-T-3Y	NEED EDC	PI Dev Lic for Lifecycle & Assurance Term 3Y	\$ -	\$ -
2	NETWORK-PNP-LIC	NEED EDC	Network Plug-n-Play Connect for zero-touch device deployment	\$ -	\$ -
2	SFP-H10GB-CU1M	1999264	10GBASE-CU SFP+ Cable 1 Meter	\$ 32.40	\$ 64.80
2	C9500-NW-A	NEED EDC	C9500 Network Stack, Advantage	\$ -	\$ -
C9200L-48P-4X-EDU					
1	C9200L-48P-4X-EDU	NEED EDC	Catalyst 9200L 48-port PoE+ only, 4x10G uplinks, K12	\$ 2,182.50	\$ 2,182.50
1	C9200L-NW-E-48	NEED EDC	C9200L Network Essentials, 48-port license	\$ -	\$ -
1	CAB-TA-NA	5472609	North America AC Type A Power Cable	\$ -	\$ -
1	PWR-C5-BLANK	NEED EDC	Config 5 Power Supply Blank	\$ -	\$ -
2	C9200-STACK-BLANK	NEED EDC	Catalyst 9200 Blank Stack Module	\$ -	\$ -
1	C9200L-DNA-E-48	NEED EDC	C9200L Cisco DNA Essentials, 48-port Term license	\$ -	\$ -
1	C9200L-DNA-E-48-3Y	5365451	C9200L Cisco DNA Essentials, 48-port, 3 Year Term license	\$ 336.00	\$ 336.00
1	NETWORK-PNP-LIC	NEED EDC	Network Plug-n-Play Connect for zero-touch device deployment	\$ -	\$ -

Valley View - Secondary Sub Total: \$ 16,503.30



PRICE QUOTE

QUOTE ID: 492983 Revision: 2

Prepared for: Edina Public Schools - Isd 273

Qty	Part Number	EDC	Description	Customer Price	Customer Extended Price
Concord- Elementary					
C9300-24P-EDU					
2	C9300-24P-EDU	NEED EDC	Catalyst 9300 24-port PoE+, K12	\$ 1,789.50	\$ 3,579.00
2	C9300-NW-A-24	NEED EDC	C9300 Network Advantage, 24-port license	\$ -	\$ -
2	S9300UK9-1612	NEED EDC	Cisco Catalyst 9300 XE 16.12 UNIVERSAL	\$ -	\$ -
2	PWR-C1-715WAC	NEED EDC	715W AC Config 1 Power Supply	\$ -	\$ -
2	C9300-SPS-NONE	NEED EDC	No Secondary Power Supply Selected	\$ -	\$ -
2	CAB-TA-NA	5472609	North America AC Type A Power Cable	\$ -	\$ -
2	PWR-C1-BLANK	NEED EDC	Config 1 Power Supply Blank	\$ -	\$ -
2	C9300-DNA-A-24	5472610	C9300 DNA Advantage, 24-port Term Licenses	\$ -	\$ -
2	C9300-DNA-A-24-3Y	4711052	C9300 DNA Advantage, 24-Port, 3 Year Term License	\$ 603.00	\$ 1,206.00
2	PI-LFAS-T	NEED EDC	Prime Infrastructure Lifecycle & Assurance Term - Smart Lic	\$ -	\$ -
2	PI-LFAS-AP-T-3Y	NEED EDC	PI Dev Lic for Lifecycle & Assurance Term 3Y	\$ -	\$ -
2	C9300-NM-8X	4727526	Catalyst 9300 8 x 10GE Network Module	\$ 765.00	\$ 1,530.00
2	NETWORK-PNP-LIC	NEED EDC	Network Plug-n-Play Connect for zero-touch device deployment	\$ -	\$ -
2	STACK-T1-50CM	4752735	50CM Type 1 Stacking Cable	\$ 30.00	\$ 60.00
2	CAB-SPWR-30CM	4752739	Catalyst Stack Power Cable 30 CM	\$ 28.50	\$ 57.00

Concord- Elementary Sub Total: \$ 6,432.00



PRICE QUOTE

QUOTE ID: 492983 Revision: 2

Prepared for: Edina Public Schools - Isd 273

Qty	Part Number	EDC	Description	Customer Price	Customer Extended Price
Countryside - Elementary					
C9300-24P-EDU					
2	C9300-24P-EDU	NEED EDC	Catalyst 9300 24-port PoE+, K12	\$ 1,789.50	\$ 3,579.00
2	C9300-NW-A-24	NEED EDC	C9300 Network Advantage, 24-port license	\$ -	\$ -
2	S9300UK9-1612	NEED EDC	Cisco Catalyst 9300 XE 16.12 UNIVERSAL	\$ -	\$ -
2	PWR-C1-715WAC	NEED EDC	715W AC Config 1 Power Supply	\$ -	\$ -
2	C9300-SPS-NONE	NEED EDC	No Secondary Power Supply Selected	\$ -	\$ -
2	CAB-TA-NA	5472609	North America AC Type A Power Cable	\$ -	\$ -
2	PWR-C1-BLANK	NEED EDC	Config 1 Power Supply Blank	\$ -	\$ -
2	C9300-DNA-A-24	5472610	C9300 DNA Advantage, 24-port Term Licenses	\$ -	\$ -
2	C9300-DNA-A-24-3Y	4711052	C9300 DNA Advantage, 24-Port, 3 Year Term License	\$ 603.00	\$ 1,206.00
2	PI-LFAS-T	NEED EDC	Prime Infrastructure Lifecycle & Assurance Term - Smart Lic	\$ -	\$ -
2	PI-LFAS-AP-T-3Y	NEED EDC	PI Dev Lic for Lifecycle & Assurance Term 3Y	\$ -	\$ -
2	C9300-NM-8X	4727526	Catalyst 9300 8 x 10GE Network Module	\$ 765.00	\$ 1,530.00
2	NETWORK-PNP-LIC	NEED EDC	Network Plug-n-Play Connect for zero-touch device deployment	\$ -	\$ -
2	STACK-T1-50CM	4752735	50CM Type 1 Stacking Cable	\$ 30.00	\$ 60.00
2	CAB-SPWR-30CM	4752739	Catalyst Stack Power Cable 30 CM	\$ 28.50	\$ 57.00

Countryside - Elementary Sub Total: \$ 6,432.00



PRICE QUOTE

QUOTE ID: 492983 Revision: 2

Prepared for: Edina Public Schools - Isd 273

Qty	Part Number	EDC	Description	Customer Price	Customer Extended Price
Cornelia - Elementary					
C9300-24P-EDU					
2	C9300-24P-EDU	NEED EDC	Catalyst 9300 24-port PoE+, K12	\$ 1,789.50	\$ 3,579.00
2	C9300-NW-A-24	NEED EDC	C9300 Network Advantage, 24-port license	\$ -	\$ -
2	S9300UK9-1612	NEED EDC	Cisco Catalyst 9300 XE 16.12 UNIVERSAL	\$ -	\$ -
2	PWR-C1-715WAC	NEED EDC	715W AC Config 1 Power Supply	\$ -	\$ -
2	C9300-SPS-NONE	NEED EDC	No Secondary Power Supply Selected	\$ -	\$ -
2	CAB-TA-NA	5472609	North America AC Type A Power Cable	\$ -	\$ -
2	PWR-C1-BLANK	NEED EDC	Config 1 Power Supply Blank	\$ -	\$ -
2	C9300-DNA-A-24	5472610	C9300 DNA Advantage, 24-port Term Licenses	\$ -	\$ -
2	C9300-DNA-A-24-3Y	4711052	C9300 DNA Advantage, 24-Port, 3 Year Term License	\$ 603.00	\$ 1,206.00
2	PI-LFAS-T	NEED EDC	Prime Infrastructure Lifecycle & Assurance Term - Smart Lic	\$ -	\$ -
2	PI-LFAS-AP-T-3Y	NEED EDC	PI Dev Lic for Lifecycle & Assurance Term 3Y	\$ -	\$ -
2	C9300-NM-8X	4727526	Catalyst 9300 8 x 10GE Network Module	\$ 765.00	\$ 1,530.00
2	NETWORK-PNP-LIC	NEED EDC	Network Plug-n-Play Connect for zero-touch device deployment	\$ -	\$ -
2	STACK-T1-50CM	4752735	50CM Type 1 Stacking Cable	\$ 30.00	\$ 60.00
2	CAB-SPWR-30CM	4752739	Catalyst Stack Power Cable 30 CM	\$ 28.50	\$ 57.00

Cornelia - Elementary Sub Total: \$ 6,432.00



PRICE QUOTE

QUOTE ID: 492983 Revision: 2

Prepared for: Edina Public Schools - Isd 273

Qty	Part Number	EDC	Description	Customer Price	Customer Extended Price
Creek Valley - Elementary					
C9300-24P-EDU					
2	C9300-24P-EDU	NEED EDC	Catalyst 9300 24-port PoE+, K12	\$ 1,789.50	\$ 3,579.00
2	C9300-NW-A-24	NEED EDC	C9300 Network Advantage, 24-port license	\$ -	\$ -
2	S9300UK9-1612	NEED EDC	Cisco Catalyst 9300 XE 16.12 UNIVERSAL	\$ -	\$ -
2	PWR-C1-715WAC	NEED EDC	715W AC Config 1 Power Supply	\$ -	\$ -
2	C9300-SPS-NONE	NEED EDC	No Secondary Power Supply Selected	\$ -	\$ -
2	CAB-TA-NA	5472609	North America AC Type A Power Cable	\$ -	\$ -
2	PWR-C1-BLANK	NEED EDC	Config 1 Power Supply Blank	\$ -	\$ -
2	C9300-DNA-A-24	5472610	C9300 DNA Advantage, 24-port Term Licenses	\$ -	\$ -
2	C9300-DNA-A-24-3Y	4711052	C9300 DNA Advantage, 24-Port, 3 Year Term License	\$ 603.00	\$ 1,206.00
2	PI-LFAS-T	NEED EDC	Prime Infrastructure Lifecycle & Assurance Term - Smart Lic	\$ -	\$ -
2	PI-LFAS-AP-T-3Y	NEED EDC	PI Dev Lic for Lifecycle & Assurance Term 3Y	\$ -	\$ -
2	C9300-NM-8X	4727526	Catalyst 9300 8 x 10GE Network Module	\$ 765.00	\$ 1,530.00
2	NETWORK-PNP-LIC	NEED EDC	Network Plug-n-Play Connect for zero-touch device deployment	\$ -	\$ -
2	STACK-T1-50CM	4752735	50CM Type 1 Stacking Cable	\$ 30.00	\$ 60.00
2	CAB-SPWR-30CM	4752739	Catalyst Stack Power Cable 30 CM	\$ 28.50	\$ 57.00

Creek Valley - Elementary Sub Total: \$ 6,432.00


ATTACHMENT D-AFFIDAVIT OF NON-COLLUSION FORM
EDINA SCHOOL DISTRICT RFP FOR WIRELESS SERVICES

I hereby swear (or affirm) under the penalty of perjury:

- (1) That I am the responder (if responder is an individual), partner in the response (if the responder is a partnership), or an officer or employee of the responding corporation having authority to sign on its behalf (if the responder is a corporation);
- (2) That the attached response has been arrived at by the responder independently, and has been submitted without collusion with, and without any agreement, understanding, or planned common source of action with any other vendor of materials, supplies, equipment, or services described in request for proposal designed to limit independent proposal or competition;
- (3) That the contents of the response have not been communicated by the responder or its employees or agents to any person not an employee or agent of the responder of its surety on any bond furnished with the response, and will not be communicated to any such person prior to the official opening of the proposal; and
- (4) That I have fully informed myself regarding the accuracy of the statements made in this affidavit:

SUBMITTED BY:

Firm Name CDW Government LLC

Signature 

Title Supervisor - Proposals

Address 230 N. Milwaukee Ave.
Vernon Hills, IL 60061

Phone # (203) 851-7229

Date January 07, 2020

Subscribed and Sworn to before me

This 7th day of January 2020

Notary Public 

Commission Expires 10/19/2021



ATTACHMENT E-

STATEMENT OF AFFIRMATIVE ACTION FOR EQUAL OPPORTUNITY EMPLOYMENT

Being a duly authorized agent of the firm, I do hereby certify that CDW Government LLC
Is actively participating in an affirmative action program. No person, on the basis of race, color, creed,
religion, national origin, sex, age, marital status, or status with regard to public assistance, is excluded from
full employment rights or otherwise subjected to discrimination under any program, service, or activity
under the provisions of any and all applicable Federal and State laws against discrimination, including the
Civil Rights Act of 1964 and Minnesota Statute 363.

It is also agreed that, upon request, Edina Public School District 273 will be furnished all necessary
information and reports to support compliance with such laws.

Signed [Signature]
Typed Name Matt Flood
Firm CDW Governement LLC
Address 230 N. Milwaukee Ave.
City, State, Zip Vernon Hills, IL 60061

Subscribed and Sworn to before me

This 7th day January of _____ 2020

Notary Public [Signature]

My Commission Expires 10/19/2021





Board Meeting Date: 1/13/2020

TITLE: Board Committee Appointments, Liaisons, Representatives

TYPE: Consent

PRESENTER(S): Board Chair

BACKGROUND: Committee appointment, liaison and representative positions are recommended by the Board Chair in accordance with Policies 213 and 216.

PRIMARY ISSUE TO CONSIDER: Committee appointment, liaison and representative positions for 2020.

ATTACHMENTS:

1. Committee appointment, liaison and representative positions for 2020.

	MAIN CONTACT / CHAIR	ADDT'L / ALTERNATE	ADDT'L / ALTERNATE	TERM ENDS
COMMITTEES				
Finance/Facilities	Fox	Michaelson	Jones	December 30
HR	Allenburg	Wallen-Friedman	Shaw	December 30
Policy	Michaelson	Allenburg	Greene	December 30
T&L	Wallen-Friedman	Shaw	Jones	December 30
ASSOCIATIONS				
AMSD	Jones	Michaelson	Greene	June 30
ISD 287	<i>Regina Neville</i>	Greene	x	December 30
MSBA	Greene	Jones	x	June 30
MSHSL	Allenburg	x	x	June 30
GROUPS				
Community Ed Services Advisory Council	Greene	x	x	December 30
City Council	Allenburg	Jones	x	December 30
Ed Fund	Wallen-Friedman	Jones		December 30
Gifted Ed Advisory Cmte	Jones	Shaw	Wallen-Friedman	December 30
Insurance	Shaw	x	x	December 30
Legislative Action Cmte	Jones	Greene	Michaelson	December 30
Meet & Confer	Wallen-Friedman	Allenburg	x	June 30
Mental Health/Wellness	Greene	x	x	December 30
PLC - Parent Leadership Council	Allenburg	Shaw	Wallen-Friedman	June 30
SAAC -Student Activities Advisory Cmte	Shaw	x	x	December 30
SEAC - Special Services Advisory Cmte	Greene	x	x	December 30
World's Best Workforce	Shaw	Jones	x	December 30
SCHOOL SITES				
ELC/ECSE	Greene	x	x	June 30
Concord	Shaw	x	x	June 30
Cornelia	Allenburg	x	x	June 30
Countryside	Wallen-Friedman	x	x	June 30
Creek Valley	Jones	x	x	June 30
Highlands	Greene	x	x	June 30
Normandale	Michaelson	x	x	June 30
SVMS	Shaw	x	x	June 30
VVMS	Fox	x	x	June 30
EHS	Jones	x	x	June 30



Board Meeting Date: 1/13/2020

TITLE: 2019-20 New Course Proposals

TYPE: Consent

PRESENTER(S): Dr. Randy Smasal, Director of Teaching and Learning

BACKGROUND: This report will provide a summary of the three new courses proposed for secondary schools for the 2020-21 school year.

RECOMMENDATION: Administration is seeking school board approval for the proposed courses.

PRIMARY ISSUE(S) TO CONSIDER: Consider how these new courses will meet the needs of EPS learners.

ATTACHMENTS:

1. Report (next page)

New Courses Proposals

ASL IV

Course Description:**Level: High School**

ASL IV is a continuation of the Level III curriculum, taught mostly in ASL where the expectation is to use ASL as the primary means of communication. Students will engage in conversations, provide/receive information, and exchange opinions on various topics. ASL expressive skills will be emphasized. Students will hone advanced skills in the discourse structure. (Prerequisite: ASL III or teacher recommendation)

Rationale:

In alignment with World Language philosophy, students in a 9-12 high school need a level I-IV ASL experience so they have the opportunity to complete the recommended four years of a World Language before graduation. Currently, only ASL levels I-III exist.

Video Production I

Course Description:

Video Production I is an introductory course designed to provide students with an artistic and historical background of video creation. Students will learn the basics of shooting their own videos from pre-production (script writing and storyboarding) to production (video camera use, lighting, camera angles, audio) to post production (video editing). Students will work collaboratively in groups to create different types of videos.

Rationale:

Students are already creating videos on their phones in their everyday life. It is a skill they are excited and passionate about. This class will build on a technology students are already interacting with day to day, but will teach them to gain a deeper understanding of video production as a whole. Video technology is also an integral part of business and marketing, offering a real world application pathway for students. Within guided parameters, this course will allow students to integrate their own voice and choice while making their videos. Students will also be reading and analyzing films, scripts, writing storyboards and critiquing videos, all of which align with EHS' reading and writing goals. The curriculum review also revealed that Edina offered fewer media electives compared to neighboring districts.

One goal with this offering is that students have more choices of art offerings to choose from. There is currently no video course offered, which is a big deficit, as video is such an important part of our 21st century world. At the same time, this course complements the Digital Photography 1, 2 & 3 courses. Many of the principles behind photography (lighting, composition, perspective, storytelling) are also essential to video. This means that students who take Digital Photography can continue their study of composition, lighting and working with Adobe Premiere Pro CC software (video editing software) with a different media. There is currently a recording studio attached

to one of the EHS art rooms with a blue screen, soundproofing, some lighting, etc., that is ready and waiting to be used for video making.

Unified Physical Education

Course Description:

This middle school course combines people with and without disabilities together as teammates. Training, playing, and competing together leads to understanding, acceptance, and friendship in, and outside, of class. Students will strengthen their physical fitness, improve their sports skills and develop social skills. They will challenge existing stereotypes about people with disabilities by learning to problem-solve in unison for the purpose of achieving success on a variety of tasks. Unified PE will provide a welcoming environment for all students to help empower them to reach their full potential.

Rationale:

Edina High School currently offers this course. This course also provides more opportunities for inclusion and to carry out the unified movement that we have been implementing for the last 6 years.

Unified Sports joins people with and without intellectual disabilities on the same team. It was inspired by a simple principle: training together and playing together is a quick path to friendship and understanding. In Unified PE, teams are made up of students of similar age, which makes class more fun and games more challenging and exciting for all. Having students of all abilities participate together in sports and movement activities is a great way for educators to help eliminate preconceptions that our students may have.

Table 1: Financial Summary

Course Name	School	Length	EHS Credit	Credit Type	Grade Level	Approx. Development Costs
ASL IV	EHS	Year Long	2	World Language	ASL III pre-req.	Curriculum Development = \$2400 Teacher Training = \$720 Materials / Equipment = \$3000
Video Production I	EHS	Semester	1	Arts Elective	9-12	Curriculum Development = \$1200 Teacher Training = \$1900 Materials / Equipment = \$12,700
Unified Physical Education	SVMS, VVMS	Semester	N.A.	Physical Education Elective	MS	Curriculum Development = \$1200 Teacher Training = \$1200 Materials / Equipment = \$500

Note: All expenditures will be planned for with existing Teaching and Learning budget allocations.



Board Meeting Date: 1/13/2020

TITLE: Legislative Action Committee – Legislative Platform

TYPE: Consent

PRESENTER(S): Board Members Ellen Jones and Owen Michaelson, LAC Members

BACKGROUND: The Legislative Action Committee (LAC) created a draft legislative platform for Board review and discussion on December 16, 2019, at which time the Board offered several suggestions for revisions.

RECOMMENDATION: Accept the proposed LAC legislative platform.

PRIMARY ISSUE(S) TO CONSIDER: Legislative Action Committee legislative platform

ATTACHMENTS:

1. Legislative Platform

Edina Public Schools District 273
Legislative Action Committee 2019-20
DRAFT Platform Proposal for Edina School Board

1. STABILIZE EDUCATION FUNDING

- Link the basic formula to inflation to provide a stable and consistent funding stream that allows school boards and administrators to engage in long-range planning.*
- Reject legislative proposals that divert money from public schools.*
- Allow locally-elected school boards to renew existing operating referendums.*
- Increase English learner funding to adequately support this important program.*

2. STRENGTHEN AND SUPPORT SPECIAL EDUCATION PROGRAMS

- Support students on Individual Education Programs (IEPs) to be able to benefit from ADSIS intervention in areas not addressed on IEPs.
- Increase funding for the ADSIS program and base funding on the number of students eligible in the district.
- Create a special student status for students in intermediate school districts requiring an extraordinary level of care. Increase state funding for these students.
- Increase special education funding to reduce shortfalls in this important program.*
- Create a working group to develop a plan to fully fund special education and to eliminate the cross-subsidy by 2023.

3. IMPROVE STANDARDIZED TESTING AND ASSESSMENTS

- Create a task force to study standardized tests and make recommendations for changes to make Minnesota's system of standardized testing more meaningful, reliable, and useful.
- Reduce mandated state standardized testing.

4. REDUCE MANDATES AND INCREASE LOCAL CONTROL IN ORDER TO RAISE THE ACHIEVEMENT LEVEL OF ALL STUDENTS

- Oppose any new unfunded mandates and reduce existing mandates and burdensome paperwork requirements.*
- Regularly review federal and state mandates to verify relevance and alignment with other policy goals.
- Broaden the levy authority of school boards.

- Allow locally elected school boards to adopt the school calendar that best meets the needs of their students and community.

5. ENSURE SAFE, AND MODERN SCHOOL FACILITIES

- Remove the per-pupil limit and expand the allowable uses of Long-Term Facilities Revenue to allow school districts to enhance safety through security modifications, remodeling and additions to existing buildings.*
- Increase the Safe Schools Levy to include enhancement of cyber security.*

6. IMPROVE HEALTH, WELLNESS AND SOCIAL AND EMOTIONAL SUPPORTS AND NEEDS OF STAFF AND STUDENTS

- Provide access to additional support and services to address mental health. Additional funding is needed to add counselors, psychologists, and social workers in schools.*
- Create a Governor's task force to address the issue of teacher wellness.

7. INCREASE AND DIVERSIFY THE TEACHER WORKFORCE

- Expand programs and incentives to attract, develop, support and retain teachers, particularly teachers of color and teachers in shortage areas.*
- Maintain multiple pathways to licensure in the tiered licensing system.*

8. CLOSE THE ACHIEVEMENT GAP

- Provide additional support and funding to extend learning to before- and after-school programs, and summer programs.
- Provide additional support and funding for identification and teacher training in dyslexia and basic literacy instruction.
- Increase school readiness funding to provide low income and English learners access to high-quality preschool programs that prepare them for kindergarten.

*Aligned with Association of Metropolitan School Districts 2020 Legislative Platform (<https://www.amsd.org/2020session/>)



Board Meeting Date: 1/13/2020

TITLE: EHS French Exchange to France

TYPE: Consent

BACKGROUND

In accordance with Policy 538, the following international student travel experience for up to 20 Edina High School students from **October 10-20, 2020** has received support from the school's administration. Participating students will miss 6 school days for this travel experience.

This school exchange between Edina High School and Notre Dame La Riche in Tours, France provides students with a homestay, an opportunity to experience a French high school, a chance to visit French historical and artistic sites and to use their French in a realistic and authentic way.

In addition to providing growth opportunities across the EPS Educational Competencies, this field-based, language oriented, student travel experience supports learning across numerous Minnesota social studies, art and world language standards.

Cost: The anticipated inclusive cost of this experience is \$3,500 per student. This price is inclusive of all transportation, accommodations, meals, transfers, on-site medical staffing, medical and repatriation insurance. It also includes entrance fees to museums or historical sites (where applicable). Students will be responsible for all costs. Need-based scholarships and fundraising opportunities are available.

Transportation: All students and chaperones will travel as a group from Minneapolis to Paris, France and return via a major U.S. international airline or partner. While in France, students will travel from Paris to Tours, France (and back) via high-speed train (TGV).

Accommodations: When in Tours, France on the school exchange, students and chaperones will be housed in host families, 1 student per family. They will have their own bed and private accessibility to the bathroom. When in Paris, students and chaperones will stay in a 3-4 person hotel room.

Supervision: Staff members traveling with the group are Kim Caster, EHS French teacher, and up to two (2) additional licensed staff, one of which will be a licensed school administrator.

RECOMMENDATION: Approve the student travel experience.



Board Meeting Date: 1/13/2020

TITLE: Edina Public Schools Strategic Directions Proposed Draft

TYPE: Discussion

PRESENTER(S): Edina School Board and John W. Schultz, Ph. D., Superintendent

BACKGROUND:

Over the last year and a half, the Edina School Board has been developing a strategic direction for the Edina School District. Based on community feedback, the Board reviewed the District's proposed mission, beliefs, vision statements and strategic direction and has established a draft version for the school district. The strategic direction is detailed in the document through the below priority strategies:

- A. Advance Academic Excellence, Growth, and Readiness;
- B. Enhance Climate, Equity and Inclusion;
- C. Foster Positive Learning Environments and Whole Student Support
- D. Develop Leadership Throughout the Schools; and
- E. Engage Parents, Schools and Community.

The Board is presenting this report as a draft proposal at this public meeting and will approve it at its February meeting. After the February meeting, school district leaders will develop implementation plans and metrics for each of the priority strategies.

RECOMMENDATION: Discussion

PRIMARY ISSUE(S) TO CONSIDER: Strategic Directions of Edina Public Schools

ATTACHMENTS:

1. Proposed Edina Public Schools 2020-2025 Strategic Directions

**Proposed
Edina Public Schools
2020-2025 Strategic Directions**

DRAFT

Table of Contents

A. OVERVIEW.....	2
B. MISSION Statement.....	3
C. Core VALUES and BELIEFS.....	3
D. VISION Statement and Priority STRATEGIES.....	4
E. Priority STRATEGIES and OUTCOMES.....	5
F. PLANNING PROCESS Steps.	8

Overview

The Proposed 2020-2025 Edina Public Schools Strategic Directions document is a working draft resulting from the following participative planning process:

See p.8 for process details

Step I: Assess District STATUS

August 2018 – December 2018

- **Stakeholder Input:** Meetings and surveys were conducted to seek views and advice about the current status and future needs of the district from parents, students, teachers, staff and district community members.
- **Data collection:** Key information from various sources was gathered to inform future directions including a District Overview, Peer District Comparisons, and National Trends and Issues.

Step II: Develop District DIRECTIONS

January 2019 – January 2020

- **Draft Directions Development:** Based on the findings and conclusions of the stakeholder input and data collection, the School Board worked with staff input to draft the 2020 – 2025 Edina Public Schools directions, including the mission, vision, values and beliefs, and priority strategies.
- **Stakeholder Review:** District parents, students, teachers, staff and community members were invited to review and evaluate the draft directions and provide feedback in online and on-site forums.
- **Directions Refinement:** The School Board examined the stakeholder input and revised the draft strategic directions based on the feedback and advice to develop the January 2020 draft directions document for discussion.

The Edina Public Schools Draft Strategic Directions will be discussed at the January School Board Meeting with projected approval of the strategic directions at the February School Board meeting. The 2020-2025 EPS Strategic Plan will be completed and launched in Spring 2020 following the development of strategic implementation plans for achieving the mission, vision, strategies and expected outcomes guided by our core values and beliefs:

Step III: Initiate the 2020-2025 STRATEGIC PLAN

January 2019 – Spring 2020

- **Build the Implementation Plan:** Staff leaders will work with the School Board to develop strategic action plans for achieving the strategic directions:
 - Actions: Specific short and long-term initiatives, tactics and leadership responsibilities;
 - Metrics: Measures of progress and indicators for evaluating strategic impact and success;
 - Resources: Allocation of time, human, physical and financial resources to support action.
- **Approve and launch the Strategic Plan:** The 2020-2025 EPS Strategic plan will be reviewed and approved with procedures for coordinating, steering and monitoring strategic implementation.

Mission Statement

The mission of Edina Public Schools is to educate and prepare all students for a meaningful future by providing academic excellence and opportunities for personal and intellectual growth that expand knowledge, creativity, skills and character development so they can rise toward their full potential.

Core Values and Beliefs

We are guided by our **ICCCAR** values of **Integrity, Compassion, Courage, Commitment, Appreciation** and **Responsibility** and commit to the following core beliefs:

Academic Excellence

We believe each student deserves access to academic excellence which includes challenging and rich curricula, high expectations, and inspiring instruction that meets their individual needs.

Equity

We believe it is critical to eliminate barriers to success and provide the supports, opportunities and environments so all students can reach their full potential.

Family, School and Community Collaboration

We believe students learn best when students, families, educators and the community partner to provide dynamic support and share responsibility for learning.

Healthy Learning Environment

We believe students thrive in a balanced, healthy environment that promotes the free exchange of ideas and supports students' physical, social-emotional and intellectual needs.

Inclusion

We believe in the inherent dignity of all people, we celebrate individuality, and we value and appreciate diversity.

Life Skills

We believe that inspiring students to grow as critically-thinking collaborative learners will prepare them to be productive, accountable, self-motivated and responsible citizens.

Operational Excellence

We believe in high performance of governance, administration and partnerships, and effective and efficient use of time, human, financial and physical resources in support of the mission.

Professional Excellence

We believe our educators and staff are essential to student success. We value and support them in advancing strategic and innovative initiatives grounded in best practices.

Vision

We will engage students in their learning, enabling them to discover possibilities, to thrive, and to contribute now and throughout their lives. We will define excellence in academics, arts, athletics and activities; provide a caring, inclusive learning environment; and assure a high-performing education system.

Priority Strategies

In 2020-2025, the Mission and Vision will be achieved by taking action on the following priority strategies:

Strategy A: Advance Academic Excellence, Growth and Readiness

Edina Public Schools will provide students access to a comprehensive curricula that develops critical thinking skills and dispositions, and assures students are ready for their next academic level and the challenges and opportunities in the next phase of their lives.

See Details p.5

Strategy B: Enhance Climate, Equity and Inclusion

Edina Public Schools will welcome, respect, support, and value everyone so students can learn effectively, develop deeper understanding of complex issues, and become empowered to contribute to the school community.

See Details p. 5

Strategy C: Foster Positive Learning Environments and Whole Student Support

Edina Public Schools will foster a caring school environment where students feel safe physically and emotionally, in order to be fully engaged in their academic, personal, and social growth.

See Details p. 6

Strategy D: Develop Leadership Throughout the Schools

Edina Public Schools will continuously develop innovative, committed, and exemplary leadership at all levels and from all constituencies, student and adult.

See Details p. 6

Strategy E: Engage Parents, Schools and Community

Edina Public Schools will work in partnership with parents, students, staff, alumni and community to serve as a reflection of Edina's strong commitment to education.

See Details p. 7

Priority Strategies

Strategy A: Advance Academic Excellence, Growth and Readiness

Edina Public Schools will provide students access to a comprehensive curricula that develops critical thinking skills and dispositions, and assures students are ready for their next academic level and the challenges and opportunities in the next phase of their lives.

Expected Five-Year Outcomes:

- Design and deliver curricula, instruction and assessment focused on content rigor, critical thinking, and student engagement to assure academic achievement and student growth.
- Assure that curricula and instruction is future-ready, continuously improved, and systematically audited.
- Provide a coherent and differentiated educational experience that effectively engages and appropriately challenges every student academically.
- Provide equity and excellence in education for all students.
- Provide expanded, timely and effective interventions for students based on data and individual needs, throughout their learning, PreK – Gr. 12+, and throughout the year.
- Provide authentic learning experiences to acquire needed life and career skills and perspectives.
- Develop a comprehensive literacy plan for all students.

Strategy B: Enhance Climate, Equity and Inclusion

Edina Public Schools will welcome, respect, support, and value everyone so students can learn effectively, develop deeper understanding of complex issues, and become empowered to contribute to the school community.

Expected Five-Year Outcomes:

- Create learning environments and curricula that enable staff and students to learn from, and reflect on, their own and others' experiences, explore multiple perspectives, practice civil discourse, encourage empathy, create interpersonal connections, and embrace diverse identities.
- Create a school culture that enhances learning and fosters a sense of belonging for all students through our values of *Integrity, Compassion, Courage, Commitment, Appreciation and Responsibility (ICCCAR)*.
- Support equity by identifying and eliminating structural barriers to success.

Priority Strategies Continued

Strategy C: Foster Positive Learning Environments and Whole Student Support

Edina Public Schools will foster a caring school environment where students feel safe physically and emotionally, in order to be fully engaged in their academic, personal, and social growth.

Expected Five-Year Outcomes:

- Ensure students acquire and apply the social emotional competencies of self-awareness, self-management, social awareness, relationship skills, and responsible decision-making in support of student wellness.
- Ensure staff has a deep understanding in the instruction of social emotional skills and characteristics, and embeds the development of those skills throughout the school environment.
- Assure students have access to participate in robust extracurricular and co-curricular opportunities.
- Provide students with skills for healthy lifestyles including living effectively with technology, and ensure access to K -12 wellness programs.
- Create environments that are conducive to learning and facilitate constructive student interaction.
- Develop programming and scheduling that is mindful of student stress.

Strategy D: Develop Leadership Throughout the District

Edina Public Schools will continuously develop innovative, committed, and exemplary leadership at all levels and from all constituencies, student and adult.

Expected Five-Year Outcomes:

- Support and retain high quality, culturally-competent staff with increasingly diverse backgrounds, experiences and perspectives.
- Provide robust and balanced professional development.
- Identify, develop, and recognize adult leaders throughout the school.
- Develop students as leaders, elevate student voice and promote civic engagement.
- Develop and maintain a culture of continuous improvement based on evidence and supported with efficient use of resources.
- Explore, evaluate and innovate future-relevant programming responsive to evolving student needs.

Priority Strategies Continued

Strategy E: Engage Parents, Schools and Community

Edina Public Schools will work in partnership with parents, students, staff, alumni and community to serve as a reflection of Edina's strong commitment to education.

Expected Five-Year Outcomes:

- Provide engagement opportunities and information about Edina Public Schools to the community.
- Provide robust community education opportunities and offerings for all learners.
- Ensure all students and their families are engaged and well-served by the communications and all other interactions with Edina Public Schools.
- Foster partnerships with community groups, businesses, local and state government agencies and individuals to strengthen and maintain relationships with Edina Public Schools.
- Ensure strong financial stewardship and provide information that is accessible to all members of our community and conveys the value of an Edina education.

Planning Process Steps

Step I: Assess District STATUS

August 2018 – December 2018

A. STAKEHOLDER Input

September – November 2018

Meetings and surveys were conducted to seek views and advice about the current status and future needs of the district from parents, students, teachers, staff and district community members through the following:

- ❖ 4 Community Meetings
- ❖ 4 Parent Focus Groups at the Elementary, Middle and High Schools
- ❖ On-line Survey with 2000 responses
- ❖ 1 Student Meeting with High School Students
- ❖ 3 Staff Forums involving teachers, administrators and all other staff
- ❖ 40 Stakeholder Interviews

B. DATA Collection

September – December 2018

Key information from various sources was gathered to inform future directions:

- ❖ District Overview Community/District Profiles | Governance | Student Achievement statistics
- ❖ Peer District Comparisons Eden Prairie, Mahtomedi, Orono, Minnetonka, Wayzata
- ❖ National Trends and Issues Career and Technical education | Focus on all grades equally
Focus on all students' needs | Educational technologies | Meeting special needs

Step II: Develop District DIRECTIONS

January 2019 – Spring 2020

A. DRAFT PLAN Development

January 2019 – Spring 2020

Based on the findings and conclusions of the stakeholder input and data collections, the School Board worked with staff input to draft the Edina Public Schools directions, including the mission, vision, core values, priority strategies and goals.

- ❖ Draft the MISSION, VISION and CORE VALUES
- ❖ Identify PRIORITY STRATEGIES
- ❖ Seek STAFF REVIEW and input and refine priority strategies
- ❖ Develop DRAFT STRATEGIC DIRECTIONS and Expected OUTCOMES

B. STAKEHOLDER Review

September – October 2019

District parents, students, teachers, staff and community were invited to review and evaluate the strategic directions and provide feedback to assure that they addressed the district needs and provided a useful guide for EPS development

C. REFINEMENT of Directions

December 2019 – January 2020

The School Board examined the stakeholder input, revised the draft strategic directions based on the feedback and advice and developed a draft directions document for School Board discussion and approval at the January and February meetings.

Step III: Initiate the 2020-2025 STRATEGIC PLAN

January – Spring 2020

A. Build an IMPLEMENTATION PLAN

January – Spring 2020

Staff leaders will work with the School Board to develop strategic action plans for achieving the strategic directions:

- ❖ **Actions:** Specific short and long-term initiatives, tactics and leadership responsibilities
- ❖ **Metrics:** Measures of progress and indicators for evaluating strategic impact and success
- ❖ **Resources:** Allocation of time, human, physical and financial resources to support action

B. APPROVAL of the Strategic Plan

Spring 2020

The 2020-2025 Strategic plan will be reviewed and approved, and procedures created to coordinate, steer and monitor strategic implementation.



Board Meeting Date: 1/13/2020

TITLE: Enrollment Report

TYPE: Discussion

PRESENTER(S): School Board and Administration

BACKGROUND: At the December 16, 2020 School Board meeting, the Board requested a discussion about the Enrollment Reports provided for Board meetings. Attached to this cover sheet are two enrollment reports. One that provides the enrollment as it is tracked in the Business Office for determining and monitoring revenue and a report that was provided prior to this Fall.

RECOMMENDATION: Discussion

PRIMARY ISSUE(S) TO CONSIDER: Enrollment Report

ATTACHMENTS:

Enrollment Report-Attach 1 December Sample

Enrollment Report-Attach 2 January Sample

Enrollment as of the end of December, 2019

Elementary Schools		K	1	2	3	4	5	TOTAL
Concord		108	119	120	135	126	127	735
Cornelia		88	89	86	93	90	110	556
Countryside		92	90	101	96	93	103	575
Creek Valley		91	94	93	100	105	112	595
Highlands		90	90	89	97	89	98	553
Normandale		109	108	108	107	108	104	644
Totals		578	590	597	628	611	654	3658
Secondary Schools	6	7	8	9	10	11	12	Total
South View Middle	339	305	318					962
Valley View Middle	343	333	340					1016
High School				699	657	660	670	2686
Options High School								
Totals	682	638	658	699	657	660	670	4664

Enrollment Comparisons

	December 31, 2018	November 30, 2019	December 31, 2019
K - 5	3682		3658
GRADE 6 -8	1990		1978
GRADE 9 - 12	2703		4664
Totals K - 12	8375		8322

Preschool			296
Early Childhood Special Ed	129		154

December Mobility

	K	1	2	3	4	5	6	7	8	9	10	11	12	TOTAL
Withdraw	0	1	2	0	2	3	2	0	1	0	0	0	1	12
Enroll	0	0	2	0	0	3	1	0	1	0	1	0	0	8
Net Total	0	-1	0	0	-2	0	-1	0	0	0	+1	0	-1	-4
Running Net	0	-1	-1	-1	-3	-3	-4	-4	-4	-4	-3	-3	-4	

Please note mobility numbers will not necessarily match total enrollments due to lags in enrollment notifications.

Student Enrollment Count by Month																
District Name				(Data Entry is in Yellow Cells Only)												
Edina						#	273	2019-20 School Year								
Number of Days in Period				19.4444	19.444	19.44444	19.44444	19.44444	19.44444	19.44444	19.4444	19.4444	19.444	175	175	
Days Remaining in School Year				175	155.5556	136.1111	116.6667	97.22222	77.77778	58.33333	38.8889	19.4444				
% of School Yr. @ Beginning of Mo.				100.00%	88.89%	77.78%	66.67%	55.56%	44.44%	33.33%	22.22%	11.11%				
Cumulative Days in School Year				19.4444	38.889	58.33333	77.77778	97.22222	116.667	136.111	155.556	175				
Percent of School Yr. Completed				11.11%	22.22%	33.33%	44.44%	55.56%	66.67%	77.78%	88.89%	100.00%				
Grade Level		EOY ADM Original Budget	EOY ADM Revised Budget	Fall Seat Count Budget	October	November	December	January	February	March	April	May	June	EOY as of 6/30/20	Tuition	Total
ECSE		67.76	53.87	0	-	-	-									
HK																
K		555.00	559.61	555	579	579	575	578								
1		591.11	588.33	590	592	591	591	590								
2		604.29	611.32	603	596	595	594	597								
3		634.49	634.23	633	629	627	628	628								
4		617.84	618.31	616	612	613	608	611								
5		635.13	656.59	634	651	651	651	654								
6		691.03	671.42	690	686	683	681	682								
7		665.84	649.89	660	641	638	639	638								
8		662.44	652.40	657	655	655	656	658								
9		675.49	675.92	665	701	699	697	699								
10		681.80	637.81	667	660	657	655	657								
11		681.28	646.32	671	666	663	660	660								
12		647.76	661.57	632	669	667	668	670								
ALC/TUITION		-	34.73		-	-	-	-	-	-	-	-	-	-	30.29	
Enrollment EC-12 including ALC		8,411.26	8,382.61	8,273	8,337	8,318	8,303	8,322	0.00	0.00	0.00	0.00	0.00	0.00		
Weighted ADM - WADM in Current Year		9,214.18	9,180.40	9,063.40	9,135.40	9,113.80	9,098.00	9,118.40	0.00	0.00	0.00	0.00	0.00	0.00		
Estimated APU		9,214.18	9,180.40	9,063.40	9,135.40	9,113.80	9,098.00	9,118.40	0.00	0.00	0.00	0.00	0.00	0.00		
Estimated EOY APU's		9,214.18	9,180.40	9,063.40	9,135.40	9,116.20	9,102.04	9,112.95	4,050.20	2,250.11	1,500.07	1,166.72	1,037.09	1,037.09		



Board Meeting Date: 1/13/2020

TITLE: EHS Social Studies and World Language to Spain 2021

TYPE: Discussion

BACKGROUND:

In accordance with Policy 538, the following international student travel experience for up to 36 Edina High School students from approximately July 13-23, 2021 has received support from the school's administration. Participating students will not miss any school days for this summer travel experience.

This expedition, coordinated by EF Tours, utilizes Social Studies, Language Arts, and World Language (Spanish) standards, in addition to Edina Public Schools educational competencies. Among other experiences, students will tour historical grounds and cities, experience Spanish culture through arts, dance and through one-on-one interaction with Spanish citizens. This experience will be a for-credit high school class; students will be required to keep a journal of their experiences. This will be supported with daily writing prompts as well as teacher-led discussions about their reflections and experiences.

Cost: The anticipated inclusive cost of this experience is \$4,230 per student. This price is inclusive of all transportation, accommodations, meals, transfers, and insurance. Students will be responsible for any other out of pocket costs or incidentals. Need-based scholarships and fundraising opportunities are available. EF Tours and Edina Public Schools have established a program designed to empower sustainable and impactful travel-based learning programs for the school community that increases equity and access to the global classroom and opportunities like this one. EPS and EF have created a scholarship program aligned with EPS' commitment to equity.

Transportation: All students and chaperones will travel as a group from Minneapolis to Spain and return via a major US international airline or partner.

Accommodations: Students and chaperones will be housed in 3 to 4 star rated hotels.

Supervision: Staff members traveling with the group are lead teacher Christopher Griggs, EHS Social Studies teacher, and up to 5 additional licensed staff, one of which will be a licensed school administrator.

RECOMMENDATION: Approve the student travel experience.



Board Meeting Date: 1/13/2020

TITLE: EHS Biology to Guyana

TYPE: Discussion

BACKGROUND:

In accordance with Policy 538, the following international student travel experience for up to 24 Edina High School students from **June 15 – 28, 2021** has received support from the school's administration. Participating students will not miss any school days for this summer travel experience.

This expedition, coordinated by Operation Wallacea, combines working on a biodiversity project in the savanna of the South Rupununi and the Iwokrama forests, to include insect, bird, and mammal surveys. In the savanna, students will help with new research on the giant anteater and red siskin. In the Iwokrama forests, students will help to provide detailed and verifiable data sets on target biodiversity taxa to examine the impacts of selective logging and to quantify long-term changes in the biodiversity of the forests. Students will help with the annual monitoring program providing equal coverage of the wilderness preserve (where no logging is allowed), as well as the forests surrounding Surama Village.

In addition to providing growth opportunities across the EPS Educational Competencies, this field-based, research oriented, student travel experience supports learning across numerous Minnesota science, social studies, and language arts standards.

Cost: The anticipated inclusive cost of this experience is \$3,527 per student. This price is inclusive of all transportation, accommodations, meals, transfers, on-site medical staffing, and medical and repatriation insurance. Students will be responsible for all costs. Need-based scholarships and fundraising opportunities are available.

Transportation: All students and chaperones will travel as a group from Minneapolis to Georgetown, Guyana, and return via a major U.S. international airline or partner.

Accommodations: Students and chaperones will be housed in 3-4 bedded rooms with en suite bathroom facilities or in tents of 3-4 students.

Supervision: Staff members traveling with the group are Lindsey Smaka, EHS science teacher, and up to three (3) additional licensed staff, one of which will be a licensed school administrator.
Supervision:

RECOMMENDATION: Approve the student travel experience.



Board Meeting Date: 1/13/2020

TITLE: Discussion of Policy 601

TYPE: Discussion

PRESENTER(S): School Board and Superintendent John W. Schultz, Ph. D.

BACKGROUND: This agenda item is a follow-up to the January 6th, 2020 board meeting where the School Board discussed reinstating the version of Policy 601 that was in place before November 18, 2019. This policy was reviewed by the Policy Committee on January 8, 2020. After this reading, the School Board will consider adopting this policy at their February 10, 2020 meeting.

RECOMMENDATION: Discussion Only

PRIMARY ISSUE(S) TO CONSIDER: Whether to adopt the attached Policy 601

ATTACHMENTS:

1. Policy 601

Education Programs

Educational Competencies, Academic Standards and Instructional Curriculum

I. Purpose

This policy defines the school district's educational competencies, instructional curriculum and academic standards, including state and federal educational requirements.

II. General Statement of Policy

The school district is committed to providing a comprehensive educational experience for students that is defined by educational competencies and academic standards and implemented through an aligned instructional curriculum for early childhood through grade 12. The district will deliver the standards and curriculum at identified grade levels through classes and/or courses.

III. Definitions

- A. "Academic standards" mean a state-prescribed or locally-adapted set of content standards that the district must offer and certify for a student to be eligible to receive a high school diploma.
- B. "Curriculum" means an instructional area of study for early childhood through grade 12 that is required to meet the academic standards of the State of Minnesota or the school district.
- C. "Educational competencies" means the articulated skills and literacies that learners need to have social, emotional, academic and professional success in a rapidly changing, global world.

IV. Educational Competencies

- A. The school district places a high value on the holistic view of the learner. The view is responsive to the district's mission, which seeks to "prepare all students for a rapidly changing, culturally diverse, global society."

These competencies are intended to help guide a learner along his/her educational journey, striving to become:

- A Globally Competent Individual;
- A Responsible, Engaged Citizen;
- An Effective Communicator and Collaborator;
- An Innovative Thinker and Creator;

- A Motivated Lifelong Learner; and
- A Healthy, Well-Rounded Person.

B. The educational competency descriptors are located in Appendix I.

C. The district administration will be responsible for embedding the educational competencies into the learning experience and curriculum. This will include using the competencies as a framework for:

- Professional learning
- Curriculum development with courses and at grade levels
- Student assessment
- Staff evaluation

V. Academic Standards and Instructional Curriculum

A. The Director of Teaching and Learning will be responsible for the implementation of the school district's academic standards and instructional curriculum.

B. The district will have defined academic standards, a comprehensive instructional curriculum, and common summative assessments for the following content areas:

- science
- reading and language arts
- social studies
- math
- physical education
- health
- business education
- science/technology/engineering
- media literacy
- world languages
- family and consumer sciences
- visual and performing arts

C. Each curricular content area will have a guide that will include:

- mission
- grade-appropriate standards
- curriculum materials
- resource materials
- common assessments
- differentiation and personalization suggestions
- media

- D. Each curricular content area will be reviewed and revised on a cyclical basis as per Policy 603 (Curriculum and Program Development and Review).
- E. The academic standards and instructional curriculum will align with those established by the Minnesota Department of Education or by local adoption as provided in statute.
- F. The elementary schools will offer the following:
- visual and performing arts
 - integrated language arts
 - math
 - physical education
 - science/health
 - social studies
- G. The middle schools will offer the following:
- visual and performing arts
 - integrated language arts
 - math
 - music
 - physical education
 - science/health
 - social studies
 - technology education
 - world languages
 - family and consumer sciences
- H. The high school will require 43 credits for graduation. Refer to Policy 613, Graduation Requirements.
- I. The school board will approve all academic standards and instructional curriculum revisions.
- J. The district will provide professional learning opportunities to advance staff members' knowledge, skills and abilities in effectively delivering the standards, competencies, and curriculum through instruction.

Legal References:

- Minn. Stat. § 120B.02 (Educational Expectations for Minnesota Students)
Minn. Stat. § 120B.024 (Graduation Requirements: Course Credits)
Minn. Stat. § 120B.11 (School District Process)
20 U.S.C. § 5801, *et seq.* (National Education Goals 2000)
20 U.S.C. § 6301, *et seq.* (No Child Left Behind Act)

Cross References:

Policy 105 (School District Mission, Values, Beliefs and Strategic Direction)

Policy 603 (Curriculum and Program Review and Development)

Policy 613 (Graduation Requirements)

Policy 614 (School District Testing Plan and Procedure)

Policy 616 (School District System Accountability)

Policy

adopted: 7/20/09

Revised: 8/17/15

INDEPENDENT SCHOOL DISTRICT 273

Edina, Minnesota

Appendix I



Through high expectations and access to diverse opportunities in academics, arts, extracurricular activities and community involvement, Edina Public Schools learners are academically prepared for college, career and life.

Profile of a Next Generation EPS Learner

Globally Competent Individual who	<ul style="list-style-type: none"> • Possesses a diverse and informed world perspective, including understandings of world geography, history, economics, social issues, cultures, political structures, and environmental conditions • Communicates effectively in at least two world languages, one of which is English • Embraces individual and cultural diversity and actively seeks multicultural interactions
Responsible, Engaged Citizen who	<ul style="list-style-type: none"> • Demonstrates a high level of integrity and ethical action • Applies knowledge and education for the good of the community • Demonstrates empathy, compassion and open-mindedness • Accepts responsibility for personal choices and actions, and learns from mistakes
Effective Communicator and Collaborator who	<ul style="list-style-type: none"> • Communicates effectively as a listener, speaker and writer • Possesses strong social and interpersonal skills, including verbal, non-verbal and conflict resolution skills • Works effectively with others in academic and social settings, both as a leader and a contributor
Innovative Thinker and Creator who	<ul style="list-style-type: none"> • Demonstrates proficiency in multiple literacies, including a variety of academic and technological disciplines • Thinks and produces creatively, both collaboratively and independently • Demonstrates intellectual curiosity by applying original solutions to problems or challenges • Critically analyzes and evaluates information sources
Motivated Lifelong Learner who	<ul style="list-style-type: none"> • Understands own needs as a learner and advocates appropriately • Persists when faced with challenge or adversity • Actively sets personal learning goals and self-monitors progress • Values continuous learning and seeks opportunities for growth
Well-Rounded Person who	<ul style="list-style-type: none"> • Actively maintains a healthy, balanced lifestyle through informed choices • Adapts to new and challenging situations and environments • Commits to their own physical, social and emotional well-being • Demonstrates knowledge of essential life skills and resources

Adopted: 8/17/15

Appendix II

EDINA HIGH SCHOOL MAY TERM ELECTIVE CREDIT

Beginning with the 2014-15 school year, students will be required to participate annually in the Edina High School May Term as part of their learning experience. Students will receive a pass/fail grade for their participation in the experience. Students will earn the following May Term credit, which will be noted on their transcripts:

- Class of 2016 must satisfactorily complete two 1/3 credit May Term experiences
- Class of 2017 and later must satisfactorily complete three 1/3 credit May Term experiences

Students transferring into Edina Public Schools during the high school years will receive a waiver for missed May Term credits when they were not attending Edina High School. This adjustment will be noted on their transcript.

Adopted: 8/17/15



Board Meeting Date: 1/13/2020

TITLE: 2020-21 Budget Development Plan

TYPE: Action

BACKGROUND: Administration will present examples of multi-year financial planning using the base fiscal parameters and variations from the base parameters.

RECOMMENDATION: That the School Board approve the 2020-21 budget parameters.

PRIMARY ISSUE(S) TO CONSIDER: 2020-21 Budget Parameters

ATTACHMENTS:

1. Report (Long Range Budget Parameters)

2020-21

BUDGET PARAMETERS

Edina Public Schools are well positioned

Developing strategic plan	Stable enrollment
Strong financial management	Proactive process involving many stakeholders
Problem-solving administrative team	Communication to all staff/community

Budget Focus

to be used by the Board, administrators, sites, staff and community:

Maximizes resources to ensure successful education for all students, blending alignment of time, talent and funds

Finance

- Multiyear planning approach through the use of a long-range financial planning model.
- Fund balance to remain at 6% as per current board policy guidelines.
- Projected fund balance as of 6-30-20 is slightly below 6%. Budget plan will include steps to restore fund balance to the 6% level no later than 6-30-2021.
- The 2020 Legislative session is a non-budget session. There may be slight increases to education funding based on any projected State budget surplus. Results of the legislative session will be incorporated into the budget in June 2020.
- Recommendations based on student achievement for all and fiscal integrity
- No new programs unless cost neutral
- No new staff unless cost neutral

Enrollment (ADM) Parameters

1. A four year numerical average ratio enrollment projection calculation has been used to project future years. This method assumes steady enrollment to a small amount of growth per year. If open enrollment is closed in certain areas of the district, this will influence projections. **(Change in enrollment projection methodology, which can change every year based on best projection method.)**

2. Pupil Unit Weighting Factors – Pre-Kindergarten (1.0), Kindergarten Handicapped (1.0), Grades K-6 (1.0) and Grades 7-12 (1.2).
3. Average Daily Membership (ADM) decrease of 1 and Adjusted Pupil Units (APU) decrease of 7.

Revenue Budget Parameters

1. General Education Revenue (GER) amount per APU is at \$6,567 for 2020-21 which includes a 2% increase over 2019-20. The base assumption for 2021-22 and beyond is a 1.5% increase. A 1% increase in GER is approximately \$591,000. Most of the GER is for the general operation of the school district and is not designated by the State for a specific purpose. GER is funded by state aid. (The increase in the per student amount is a change from previous years. Previous years projected an increase for future unknown funding years at 1%. The GER per student has increased by 2% each year for the past 7 consecutive years.)
2. Basic Skills Revenue – Basic Skills revenue includes the former compensatory, Limited English Proficiency (LEP), and LEP concentration revenues. While these revenues are combined into a single category, the funding available for Basic Skills revenue is based on existing formulas for the individual components. LEP Average Daily Membership is estimated to be 365. Compensatory revenue is based on October 1, 2019 free and reduced lunch counts. The combined revenue is estimated to be \$547,000.
3. Gifted and Talented revenue is \$13 per APU for 2020-21 which is estimated to be \$119,000.
4. Operating Referendum monies in the General Fund (after LOR subtraction) equal \$1,775 per APU.
5. Local Optional Revenue (LOR) equals \$724 per APU. The LOR is subtracted from the referendum allowance. (Increase of \$300 but equal subtraction from 4. above.)
6. Equity revenue is calculated by a formula that evaluates the highest paid districts and the lowest paid districts in the state. It is estimated that the district will receive \$68.50 per APU for 2020-21.
7. Operating Capital revenue has a component representing the former equipment formula (\$79 per APU), a component representing the former facilities formula (\$109 times the District's maintenance cost index, age of buildings), and a learning year rate (\$31 per APU). It is estimated that the district will receive \$230 per APU for 2020-21.
8. Safe Schools revenue for EPS (\$36) and ISD #287 (\$15) is \$51 per APU for 2020-21 which is estimated to be \$465,000.

9. Special Education Revenue: In 2015-16, the state implemented new special education formulas. There are three calculations for state special education aids using prior year data. The district receives the lesser of these calculations:
 - a. "Old formula" calculations excluding transportation times .62
 - b. Districts nonfederal special education expenditures excluding transportation times .50
 - c. Census-based calculations times .56Further, the 2019 Education bill increased funding by \$91 million (cross-subsidy reduction aid), began phase out and subsequent elimination of the state aid growth cap, and reduces the portion of unreimbursed special education costs the serving district can bill back to the resident district from 90% to 85% (FY20) to 80% (FY21 and later).
10. The district participates in the third party billing program. The revenue from this program is estimated at \$150,000 and will pay for the costs of contracted services associated with the program and unreimbursed special education substitute costs.
11. The 2-year grant cycle for the Alternative Delivery of Specialized Instructional Services (ADSIS) program aid is for the 19-20 and 20-21 years. Budget parameters assume maintenance of the ADSIS funding and approval of another 2-year grant. If funding is not approved, appropriate adjustments will need to be implemented.
12. Literacy Incentive Aid estimate is \$530,000.
13. Federal aids are estimated to correspond to federal expenditure increases.
14. Miscellaneous revenues will be approximately the same amount.
15. Gifts and donations revenue will equal gift and donation expense.
16. Interest revenue is based on current interest rates and available cash flow for investments.

Expenditure Budget Parameters

1. Staffing –The 2019-20 staffing base FTE was based on December 1, 2019 estimated ADM calculations. The current estimated actual ADM for 2019-20 was slightly more than projected for the elementary, middle schools and the high school. Staffing may be adjusted according to the Board budget plan to be approved in March 2020. The base long-range plan does not include staffing for enrollment growth.

2. Salaries and fringe benefits are actual amounts for settled contracts. An inflationary increase based on regional and historical trends is planned for non-settled contracts. Total budget salaries and benefits for all General Fund staff in 2019-20 is \$96,606,023 prior to additions for enrollment growth or reductions. A 1% increase in employee compensation equals approximately \$966,060.
3. Lane changes are estimated at \$200,000, which is based on actual lane changes from the previous year. (Change from \$250,000 to \$200,000 based on number used in EME settlement agreement.)
4. Instructional contingency (Asst. Supt.) of \$100,000, strategic contingency (Supt.) of \$100,000 and special education contingency (Spec. Services Dir.) of \$50,000 to be used at the start of the school year to address student needs and class size concerns. Any additions funded with contingency funds will be for the 2020-21 year only.
5. A three-year history will be used to project gas and electricity costs with consideration given to current utilities rates. Utilities costs are allocated to Food Service and Community Service programs for the calculated portion of their usage.
6. Supply allocations – Allocations are based on projected ADM for 2020-21 with a 1% inflationary increase. These budget allocations are based upon the projected ADM data as of January 1, 2020. Sites are to work with Principals and the Special Services Director to determine appropriate budget amounts for ELL, gifted, and special education at each respective site. (Change from 0% for FY19-20.)
7. Equipment Allocations – Operating Capital allocations are based on projected ADM for 2020-21, building age and square footage.
8. Currently, the district is not anticipating the need to borrow for cash flow purposes. The district will continue to monitor state budget forecasts and legislative activity for potential impact to cash flow.
9. Purchased services, supplies, and miscellaneous expenditures will increase 0% to 2%.
10. Federal program, alternative compensation and integration expenditures equal appropriate program revenue.
11. Staff Development expenditures will equal 2% of GER.
12. Substitute budgets and overtime budgets are based on prior year's history of costs.

13. Annual Other Post Employment Benefit (OPEB) costs are estimated to be \$800,000 per year. (Change from previous year estimate of \$940,000. The last 2 years actual amount have been \$769,000 and \$752,000.)
14. Reduction of one-time expenditures added in 2019-20 with contingency funds.
15. Reduction of one-time enhancements added in 2019-20.



Board Meeting Date: 1/13/2020

TITLE: Edina Community Center 2020 Renovation Recommendation

TYPE: Action

BACKGROUND: The Edina Community Center Renovation is a continuation of the Long-Term Facilities Maintenance Plan. This project is for mechanical upgrades to the ECC. Attached is a letter of recommendation from Kraus- Anderson which details a list of contractors and their respective bids submitted on December 11, 2019. Kraus- Anderson and the administration recommend that the bids should be accepted, including alternates.

RECOMMENDATION: Approve the attached recommendation from Kraus Anderson Construction for the Edina Community Center 2020 Renovation.

PRIMARY ISSUE(S) TO CONSIDER: Edina Community Center 2020 Renovation

ATTACHMENTS:

1. Report (Kraus-Anderson Recommendation Letter)



January 9, 2020

John Toop
Edina Public Schools
5701 Normandale Road
Edina, MN 55424

**RE: ECC 2020 Renovation, Edina MN
Contract Award Recommendation**

Dear Mr. Toop:

This letter is concerning our recommendations for contract awards for the above referenced project that was bid on December 11, 2019.

Kraus-Anderson has verified bidders and we submit the following lowest responsible bidders and their total bid amount, including proposed Alternate #1, #2, #3 and #4. This recommendation letter accounts for the remaining work scopes left to complete the project except for the fire protection work scope. This will be bid on January 16th.

The alternates bid are as follows:

- Alternate #1 Large Gymnasium Ceiling
- Alternate #2 Add for 2nd Floor Casework & Sinks
- Alternate #3 Add for Acoustical Panels in Gym
- Alternate #4 Add for Area "E" Tunnel S.O.G.

Work Scope		Contractor, City, State		Bid Amount
WS 03-A	Concrete	B&D Associates, Inc. St. Paul, MN *Low bidder withdraw*	Base Bid	\$495,350.00
			Alternate #1	N/A
			Alternate #2	N/A
			Alternate #3	N/A
			Alternate #4	\$39,800.00
WS 04-A	Masonry	B&D Associates, Inc. St. Paul, MN	Base Bid	\$942,300.00
			Alternate #1	N/A
			Alternate #2	N/A
			Alternate #3	N/A
			Alternate #4	N/A
WS 05-B	Structural Steel – Installation Only	High Five Erectors Shakopee, MN	Base Bid	\$360,250.00
			Alternate #1	N/A
			Alternate #2	N/A
			Alternate #3	N/A
			Alternate #4	N/A



WS 07-H	Roofing	Central Roofing Company Minneapolis, MN	Base Bid Alternate #1 Alternate #2 Alternate #3 Alternate #4	\$343,350.00 N/A N/A N/A N/A
WS 07-K	Sealants	Right Way Caulking Fridley, MN	Base Bid Alternate #1 Alternate #2 Alternate #3 Alternate #4	\$59,300.00 N/A \$400.00 N/A \$2,200.00
WS 08-F	Entrances, Storefront, Curtain Wall	Capital City Glass Blaine, MN	Base Bid Alternate #1 Alternate #2 Alternate #3 Alternate #4	\$260,400.00 N/A N/A N/A N/A
WS 09-A	Drywall	Commercial Drywall Blaine, MN	Base Bid Alternate #1 Alternate #2 Alternate #3 Alternate #4	\$784,800.00 N/A N/A N/A N/A
WS 09-B	Tile	CD Tile and Stone Blaine, MN	Base Bid Alternate #1 Alternate #2 Alternate #3 Alternate #4	\$268,800.00 N/A N/A N/A N/A
WS 09-C	Acoustical Ceilings & Panels	Sonus Interiors Golden Valley, MN	Base Bid Alternate #1 Alternate #2 Alternate #3 Alternate #4	\$473,700.00 \$30,700.00 N/A \$20,200.00 N/A
WS 09-E	Resilient Flooring & Carpet	Floors by Beckers St. Cloud, MN	Base Bid Alternate #1 Alternate #2 Alternate #3 Alternate #4	\$140,843.00 N/A N/A N/A N/A
WS 09-F	Terrazzo	Advance Terrazzo and Tile Coon Rapids, MN	Base Bid Alternate #1 Alternate #2 Alternate #3 Alternate #4	\$16,000.00 N/A N/A N/A N/A
WS 09-K	Painting	Admiral Coatings Maple Lake, MN	Base Bid Alternate #1 Alternate #2 Alternate #3 Alternate #4	\$303,800.00 (\$-33,800.00) \$800.00 N/A N/A
WS 09-G	Fluid Applied Flooring	Grazzini Brothers Eagan, MN	Base Bid Alternate #1 Alternate #2 Alternate #3 Alternate #4	\$7,460.00 N/A N/A N/A N/A
WS 10-J	Athletic Lockers	H2I Group Minneapolis, MN	Base Bid Alternate #1 Alternate #2 Alternate #3 Alternate #4	\$116,859.00 N/A N/A N/A N/A



WS 12-A	Plastic Laminate Casework	Woodside Industries Cavalier, ND	Base Bid Alternate #1 Alternate #2 Alternate #3 Alternate #4	\$129,054.00 N/A \$27,279.00 N/A N/A
WS 31-A & 32-A	Earthwork / Asphalt & Concrete Paving	G Urban Companies St. Paul, MN	Combined Base Bid Alternate #1 Alternate #2 Alternate #3 Alternate #4	\$140,000.00 N/A N/A N/A N/A
		Total Base Bid Total Alt #1 Total Alt #2 Total Alt #3 Total Alt #4 Total Bid Including Alternates		\$4,842,266.00 (\$-3,100.00) \$28,479.00 \$20,200.00 \$42,000.00 \$4,929,845.00

If you have any questions regarding this information, please do not hesitate to contact me at 612.336.6429

Very truly yours,

KRAUS-ANDERSON® CONSTRUCTION COMPANY

Dustin Kempf, Project Manager



Board Meeting Date: 1/13/2020

TITLE: Policy Review

TYPE: Action

PRESENTER(S): Board Policy Committee

BACKGROUND: The following policies have been reviewed and revised with an eye toward clarity, and to align with district practice and state statutes. Minor changes have been made to policies 528 and 602 per Board discussion on December 16.

- 528 Student Parental, Family & Marital Status Nondiscrimination
- 602 Organization of School Calendar School Day
- 605 Alternative Programs and Services
- 609 Religion
- 623 Summer School Instruction

RECOMMENDATION: Accept the revised policies as presented.

ATTACHMENTS:

1. 528 Student Parental, Family & Marital Status Nondiscrimination
2. 602 Organization of School Calendar School Day
3. 605 Alternative Programs and Services
4. 609 Religion
5. 623 Summer School Instruction

Students

Student Parental, Family and Marital Status Nondiscrimination

I. Purpose

Students are protected from discrimination on the basis of sex and marital status pursuant to Title IX of the Education Amendments of 1972 and the Minnesota Human Rights Act. This includes discrimination on the basis of pregnancy. This policy provides equal educational opportunity for all students and prohibits discrimination on the grounds of sex, parental, family or marital status.

II. General Statement of Policy

- A. The school district provides equal educational opportunity for all students, and will not apply any rule concerning a student's actual or potential parental, family, or marital status which treats students differently on the basis of sex.
- B. The district will not discriminate against any student, or exclude any student from its education program or activity, including any class or extracurricular activity, on the basis of such students' pregnancy, childbirth, false pregnancy, termination of pregnancy or recovery therefrom, unless the student requests voluntarily to participate in a separate portion of the program or activity of the recipient.
- C. The district may require such a student to obtain the certification of a physician that the student is physically and emotionally able to continue participation in the normal education program or activity so long as such a certification is required of all students for other physical or emotional conditions requiring the attention of a physician.
- D. The district will ensure that any separate and voluntary instructional program is comparable to that offered to nonpregnant students.
- E. It is the responsibility of every district employee to comply with this policy.
- F. The school board designates the assistant superintendent ~~human resources manager~~ as its Title IX coordinator. This employee coordinates the district's efforts to comply with and carry out its responsibilities under Title IX.
- G. Any student, parent or guardian having questions regarding the application of Title IX and its regulations and/or this policy should discuss them with the Title IX coordinator. Questions relating solely to Title IX and its regulations may be referred to the Assistant Secretary for Civil Rights of the United States Department of Education.

- H. Any reports of unlawful discrimination under this policy will be handled, investigated and acted upon in the manner specified in Policy 522 – Student Sex Nondiscrimination.

Legal References:

Minn. Stat. Ch. 363A (Minnesota Human Rights Act)

20 U.S.C. §§ 1681-1688 (Title IX of the Education Amendments of 1972)

34 C.F.R. Part 106 (Implementing Regulations of Title IX)

Cross References:

Policy 103 (Equal Educational Opportunity)

Policy 413 (Harassment and Violence)

Policy 522 (Student Sex Nondiscrimination)

Policy

adopted: 1/22/08

amended: 5/17/10

amended: 3/12/12

INDEPENDENT SCHOOL DISTRICT 273

Edina, Minnesota

DISCRIMINATION, HARASSMENT, BULLYING, HAZING AND VIOLENCE REPORT FORM

Edina Public Schools maintains policies prohibiting discrimination, harassment, bullying, hazing and violence. These policies can be found on the district's website or obtained from a district administrator. Please use this form to report incidents of discrimination, harassment, bullying, hazing or violence. All persons are to be treated with respect and dignity.

Person completing report: _____

Home address: _____

Work address: _____

Home phone: _____ Work phone: _____

Date of alleged incident(s): _____

Circle if appropriate: sexual \ racial \ religious \ disability \ bullying \ violence \ harassment \ hazing

Name of person(s) you believe bullied, harassed, or was violent toward you or another person.

If the alleged bullying, harassment or violence was toward another person(s), identify that person(s).

Where and when did the incident(s) occur? _____

Describe the incident(s) in as much detail as possible, including the following information as relevant: what force was used; verbal statements made, physical contact made, or written interaction. Attach additional pages if needed.

List any witnesses that were present. _____

This complaint is filed based on my honest belief that the above incident(s) has occurred. I certify that the information I have provided in this complaint is true, correct and complete to the best of my knowledge and belief.

Signature: _____ Date _____

Received by: _____ Date _____

Please submit to the building principal or designee, building supervisor, or ~~director of human resources~~ assistant superintendent, as indicated by the policy(ies).

Established: 4/12/10
Reviewed: 3/12/12
Revised: 4/24/14

Education Programs

Organization of School Calendar and School Day

I. Purpose

This policy provides for a timely determination of the school calendar and school day.

II. General Statement of Policy

The primary goal of the calendar and school day is to advance learning for students and professional learning for teachers, in compliance with required guidelines set by the Minnesota Department of Education.

III. School Calendar Development

- A. The school calendar will be adopted by the school board at least ~~six~~ **twelve** months prior to the start of a school year. It will meet all provisions of state attendance law. The school calendar will establish student days, workshop days for employees, and other information related to students, staff and parents.
- B. The school board will approve a calendar development process which includes:
 - Consideration of state statutes, district work agreements and district learning needs
 - Input opportunities from staff and families
 - A decision-making process which defines both the process for gathering input and the team developing the recommendations
- ~~C. Necessary revisions in a previously approved school calendar will be made by the school board in a timely manner.~~

IV. Student School Day Schedule

- A. The superintendent will be responsible for developing a school day schedule for each building, subject to review by the school board. All requirements and provisions of state law will be met.
- B. The superintendent will work in collaboration with building principals in developing the school day schedule for schools. The decision making process will include:
 - Input opportunities from staff and families
 - Decision-making process which defines both the process for gathering input

and the team developing the recommendations

C. In developing the student day schedule, consideration will be given to the following:

- learning priorities;
- district work agreements;
- school bus schedules;
- cooperative programs;
- differences in time requirements at various grade levels;
- effective utilization of facilities;
- cost effectiveness; and
- other concerns deserving of attention

V. E-Learning Days

See the Edina Inclement Weather e-Learning Plan, attached as Appendix I, and also available on the district website under Academics, Learning and Technology, e-Learning Days.

Legal References:

Minn. Stat. § 120A.40 (School Calendar)

Minn. Stat. § 120A.41 (Length of School Year; Days of Instruction)

Minn. Stat. § 120A.415 (Extended School Calendar)

Minn. Stat. § 120A.42 (Holidays)

Minn. Stat. § 122A.40, Subds. 7 and 7a (Employment; Contracts; Termination)

Minn. Stat. § 122A.41, Subds. 4 and 4a (Teacher Tenure Act; Cities of the First Class; Definitions)

Minn. Stat. § 127A.41, Subd. 7 (Distribution of School Aids; Appropriation)

Cross Reference:

Policy 425 (Staff Development)

Policy

adopted: 6/22/09

amended: 7/23/12

revised: 7/20/15

INDEPENDENT SCHOOL DISTRICT 273

Edina, Minnesota

Edina Inclement Weather e-Learning Plan

Table of contents

Purpose:	<u>14</u>
About this plan	<u>14</u>
Communications	<u>22</u>
Instruction	<u>33</u>
Instructional Content	<u>4</u>
Training	<u>55</u>
Additional Items	<u>56</u>
Addressing students with special needs	<u>56</u>
Access to technology	<u>67</u>
Review	<u>67</u>
Appendix	<u>78</u>
Appendix A: DRAFT announcement to Families	<u>78</u>
Appendix B: Website FAQ	<u>89</u>

Purpose:

To optimize a learning opportunity afforded by new legislation: The 2017 Legislature has amended the Length of School Year; Hours of Instruction (Minn. Stat. § 120A.41) to include the option of a school utilizing e-Learning days:

- Due to inclement weather.
- Up to five days in one school year.
- Counted as an instructional day and included as hours of instruction.
- Ability to provide continuity of instruction during non student days.

The following is the district's plan for utilizing this opportunity for continued learning in case of inclement weather.

About this plan

This plan was created over a two year period with input from many stakeholders, including: Teaching and Learning, Communications Department, Student Services, Assistive Technology, Teaching and Learning Board committee, EME, Technology Advisory Team, parents and the Department of Media and Technology Services. Upon completion, the Edina School Board approved the following plan.

In the development of the e-Learning Plan, we centered our discussion on the following key aspects:

1. Keep student at the center of all of our discussions
2. Ensure that instruction and learning will be maximized
3. Satisfy the state required elements for an e-learning plan

Like all plans, it is essential that it works in practice and contains strategies for continuous improvement. To that end, this plan will be reviewed annually and modified if needed.

This plan is divided into the following components:

1. Communications
2. Instruction
3. Training
4. Other considerations

Communications

Parent communication

The following forms of communication will provide parents and students with information about e-learning days, when they will be used, how they will be notified, what to expect for an e-learning day and to answer additional questions:

1. Communication to families about e-learning days

- a. Beginning of the year communication

Upon approval from district leadership, the communications department will include information about e-learning days in their back to school communications annually. Content in this communication will provide background and how families will be notified of an e-learning day and what to expect when an e-learning day is called. It will also reference a web page on the district website where they can find additional information. By including this information in our back to school communications, we are providing families with sufficient advance information about e-learning days so that families can be prepared in the event we invoke them.

- b. Notification to parents of an e-learning day

As much advance notice will be given as possible. The following practice already exists for notifying parents of school closings due to inclement weather: Parents/Guardians receive an automated phone call, email and optionally a text via the district's mass notification service. In addition to district mass communication, announcements are made on radio station WCCO and television stations WCCO, KSTP, KARE, and FOX, and the school district web page, www.edinaschools.org, prior to 6:30 a.m. that school will be closed. This practice will be amended to include notification that the district is invoking an e-learning day and provide instructions for accessing e-learning activities assigned via our learning management system. For e-learning days held on non student days, plenty of advance warning and will be provided to families. In addition, updates will be given to parents and students.

- c. Website with e-learning day resources. The district has developed a website that provides families additional information about e-learning days.

2. Communications between teachers and students and families

- a. A legislative requirement for e-learning is that there is a synchronous component, or the ability for a student-teacher interaction. The following items will help facilitate this.
 - i. A standard format for posting e-learning day content on our learning management systems
 - ii. Clear understanding of what is expected for e-learning
 - iii. Clear expectations and instructions on how to contact the instructor in case of questions or additional information
- b. Posting of activities and virtual office hours
 - i. When an e-learning day is declared, teachers would be responsible for updating their course pages in the LMS in the following manner.
 1. In K-2: posting instructions for the day in Seesaw.
 2. In 3-12: create an Assignment in Schoology with instructions. The title should be the name of the assignment, e-Learning Day and the date. All files needed for students should be attached to the assignment.
 - ii. Included in this content would be the following information.
 1. Anticipate time requirements for course work recognizing students learn at different paces, especially in an independent context.
 2. Be present on Schoology or Seesaw and email during the e-Learning Day. Provide a school telephone number where parents can call to leave a message if they have questions.
 3. Plan for self-directed, independent learning with specific consideration to age and individual learning needs.
 4. Customize learning opportunities especially in troubleshooting student challenges
 5. Communicate with colleagues to ensure common expectations, communications, and protocols.

Instruction

e-Learning Days are a way for us to have continuity of learning in the event of inclement weather. The following components will be in place to ensure the program meets the requirements of the legislation and more importantly, aids in the learning process for students:

- Delivered primarily online
- In sync with current lesson plans, learning continues
- Presence of a teacher licensed in the content area/grade level:
 - Delivering content
 - Assessment of and for learning
 - Providing feedback
 - Diagnosing misconceptions
 - Coaching
 - Explaining concepts
- Attendance is taken
- Teachers are available online and by phone

Instructional Content

The following is a suggested framework for content during an e-learning day. Again, teachers will be provided professional development time to work on developing content. However it is important that there is consistency across the system in the delivery of this content.

- K-2 Classroom Staff: Share a Tic-Tac-Toe Board of ideas for students to create - connect with specialists for art, PE and music; Use Seesaw to share journals for parents to view.
- Gr. 3-5 Classroom Staff: Share a Google slide presentation with subjects listed on each slide for work completion; Use Schoology where parents can view as an Assignment (so it shows up in the “Upcoming” column on the right).
- Gr. 6-12 Classroom Staff: Create an assignment in Schoology with the instructions. The title should be the name of the assignment, e-Learning Day and the date. All files needed for students should be attached to the assignment.
- Content in Schoology should include:
 - a. Assignment or Folder with Completion rules posted with the e-Learning day date as the due date at 11:59 pm.
 - b. All communication for requirements to communicate expectations for that day should be posted in that assignment.
 - c. Learning targets for that day listed
 - d. Optional: If using a folder with completion rules, pages with embedded content and/or links to resources be noted.
 - e. Attendance is confirmed via one of the following:
 - i. Student Completion on the assignment or folder to confirm that students viewed the materials if using the folder.
 - ii. Some type of submitted student creation or reflection to document learning.
 - iii. Formative assessments to check for understanding
 - f. Through synchronous and or asynchronous learning be present on Schoology or Seesaw and email during the elearning day. These could include the following:
 - i. Posting your school telephone number and responding via an online chat or Google Voice.
 - ii. Creating an online meeting using one of the districts provided online meeting tools such as Google Meet, Skype, or My Blue Button.
 - g. Optional
 - i. Screencast of Lessons for direct instruction
 - ii. Review of digital citizenship expectations for the activities

The following is implemented in order to assist students with special needs:

Special Education will have access to their students’ courses. Additionally, teachers will be able to create their own courses with their students. Below is additional information.

- **Special Education Resource Staff:** Contact students directly through SeeSaw (K-2), Schoology (Gr. 3-12), or email with reminders for how their accommodations and modifications can support their engagement with e-Learning Day activities or support general education teachers in lesson plan development to ensure accommodations are available.
 - Be available to access the student LMS system to assist and/or consider using virtual meeting tools such as Google Meet or Skype to assist the student.
- **Special Education Site Based Staff:** Share a list of 2-4 activities students can engage in at home to further progress toward IEP goals or learning in classroom activities through

SeeSaw, Schoology, or emailed directly to families. Include learning targets with your activity ideas. To verify attendance, families should respond with a picture of what they did on the e-learning day so students are able to share with their classmates when they return to school. Alternatively, you may ask families to create a video of a functional routine at home.

- Be available to access the student LMS system to assist and/or consider using virtual meeting tools such as Google Meet or Skype to assist the student.

Training

Training for all users will be critical to ensure the success of elearning days. Indeed, currently our secondary schools leverage technology on a daily basis and an e-learning day will not be as difficult to implement. However, it is important that we provide opportunities for our staff, especially our k-5 grades, Special Education staff, and community to train for elearning days so that if one is declared, learning can continue for all of our students. The following training will be provided. Development of Instructional delivery frameworks. To assist our teachers in creating the necessary content as well as provide consistency across our learning environment, framework for instructions have been developed and will be accessible via our Learning Management Systems They are :

- K-2 Classroom Staff: Share out a Tic-Tac-Toe Board of ideas for students to create - connect with specialists for art, PE and music; Use Seesaw to share out to Journals for parents to view
- 3-5 Classroom Staff: Share out a Google Slide with subjects listed on each slide for work completion; Use Schoology to share out for parents to view as an Assignment, so it shows up in the Upcoming column on the right.
- 6-12 Create an assignment in Schoology with the instructions. The title should be the name of the assignment, eLearning Day and the date. All files needed for students should be attached to the assignment and instructions on how to communicate with the teacher provided.

Training will focus on the following areas so that when e-learning days are initiated, the following is consistent across the district.

- How to leverage technology to provide direction to students for learning in place to a face-to-face interaction.
- In order to be present on Schoology or Seesaw, training will be provided on how to use district-provided meeting tools such as Google Voice, Skype, Google Meet and My Blue Button.
- Strategies for incorporating learning that is self-directed, independent learning with specific consideration to age and individual learning needs.
- How to customize learning opportunities, especially in troubleshooting student challenges.

Additional Items

The following additional items are critical components of the plan and have been incorporated.

- Addressing students with special needs

The following is implemented in order to assist students with special needs:

Special Education will have access to their students' courses. Additionally, teachers will be able to create their own courses with their students. Below is additional information.

- **Special Education Resource Staff:** Contact students directly through SeeSaw (K-2), Schoology (Gr. 3-12), or email with reminders for how their accommodations and modifications can support their engagement with e-Learning Day activities or support general education teachers in lesson plan development to ensure accommodations are available.
 - Be available to access the student LMS system to assist and/or consider using virtual meeting tools such as Google Meet or Skype to assist the student.
- **Special Education Site Based Staff:** Share a list of 2-4 activities students can engage in at home to further progress toward IEP goals or learning in classroom activities through SeeSaw, Schoology, or emailed directly to families. Include learning targets with your activity ideas. To verify attendance, families should respond with a picture of what they did on the e-learning day so students are able to share with their classmates when they return to school. Alternatively, you may ask families to create a video of a functional routine at home.
 - Be available to access the student LMS system to assist and/or consider using virtual meeting tools such as Google Meet or Skype to assist the student.
- **Access to technology**

Access to technology is critical for learning at Edina Public Schools. Therefore access to technology and Internet access is critical for the day-to-day learning in Edina Public Schools regardless of e-learning or normal instruction.

 - The following process ensures all families have internet access for all learning.
 - Provide anyone who needs one, a district device to access learning
 - Provide anyone who is identified, a mobile hotspot
 - In addition, during our e-learning days the expectation is that a telephone can be used to provide assistance to our students. The plan is to utilize the voicemail system to leave messages, which then go directly to email. We would assist teachers to leverage Google Voice in order to keep their telephone numbers private.

Review

Though Edina Public Schools has a rich tradition of leveraging technology in our learning, e-learning is different and there will be opportunities to learn from our experiences once put into place. To that end this program should be reviewed annually.

Appendices

Appendix A: DRAFT announcement to Families

Learning continues with e-Learning Days during school closures due to Inclement weather

Edina Public schools will be implementing School Board approved e-Learning Days beginning in the 2019-2020 school year. Specifically, Edina Public Schools will begin to take advantage of legislation, **the 2017 Legislature has amended the Length of School Year; Hours of Instruction (Minn. Stat. § 120A.41) to include the option of a school utilizing e-Learning days due to inclement weather.**

When there is severe weather, EPS like others has to cancel school and in doing so, pausing our students' learning. By leveraging our technology systems and our staffs' long tradition of leveraging technology for instruction, we will be able to keep learning going even when the schools are closed.

Working with curriculum staff and Digital Learning specialists, teachers will develop learning opportunities that offer a combination of online and offline activities. These activities will be guided by students' classroom teachers. In addition, during these e-Learning days staff will utilize communication technology, including the telephone to support students in their learning.

Starting the 2019-2020 school year, Edina Public schools may wish to implement a e-Learning day in the event of a school closing due to inclement weather. Please note, during this pilot year, we may concentrate these e-Learning days at grades 6-12.

Appendix B: Website FAQ

What are e-Learning Days?

e-Learning days are stay-at-home learning days that are invoked when the weather conditions force the district to close. Using our normal severe weather communications, families will be instructed to access technology to learn about what is expected on these days.

Why do we need e-Learning Days?

Continuity of learning is important for our students to succeed. In order to do this, we feel that learning needs to continue even when we have an unplanned cancellation of a school day. Students will be expected to participate in their courses in EdinaApps or through activities that they can do around their home.

All schools in Minnesota have a required amount of time for which students must attend. In the event that we have a school cancellation due to inclement weather, e-Learning Days help us meet our attendance requirements.

How do e-Learning Days work?

- Families will receive an automated message notifying them of a school cancellation. Messages will also be distributed on the district website, social media, and appear on local television stations.
- In most cases, K-Gr. 5 students will complete portions of a pre-assigned selection of learning activities created by their teacher. Gr. 6-12 students will log on to their courses in Schoology to connect with their teachers and work on their assignments.
- Teachers will check email and voicemail periodically during the school day to answer questions and provide guidance.
- The due dates for e-Learning Day assignments will be determined by each teacher but attendance is taken for that day.
- Students with special needs may face unique challenges while performing academic tasks independently. Provisions will be made for the particular needs of these students by their teachers.

How will the district ensure access to e-Learning materials for all students?

Access to technology is critical for learning at Edina Public Schools. Therefore access to technology and Internet access is critical for the day-to-day learning in Edina Public Schools regardless of e-learning or normal instruction.

The following process ensures all families have internet access for all learning.

- Provide anyone who needs one, a district device to access learning
- Provide anyone who is identified, a mobile hotspot

In addition, during our e-learning days the expectation is that a telephone can be used to provide assistance to our students. The plan is to utilize the voicemail system to leave messages, which then go directly to email. We would assist teachers to leverage Google Voice in order to keep their telephone numbers private.

Are other districts doing this?

A number of other districts in Minnesota are using similar activities for e-Learning Days. We looked at what other districts are doing and have incorporated some of those ideas in creating a plan to best meet the needs of our students, while complying with state laws that set expectations for e-Learning Days.

Education Programs

Alternative Programs and Services

I. Purpose

This policy recognizes the benefit of alternative education programs and services to meet individual learner needs.

II. General Statement of Policy

The school district recognizes the importance of alternative education program and service options. Education program and service options will be made available for students that may enhance their opportunity to learn in a different environment and through a different learning approach.

III. Definition

“Alternative educational services” may include, but are not limited to, special tutoring, modified curriculum, modified instruction, other modifications or adaptations, instruction through electronic media, special education services as indicated by appropriate assessment, homebound instruction, supervised homework, or enrollment in another district or in an alternative learning center under § 123A.05 selected to allow the pupil to progress toward meeting graduation standards under § 120B.02, although in a different setting.

IV. Responsibility

- A. It will be the responsibility of the director of teaching and learning to identify alternative program and service options to be made available to students, to recommend such alternative programs and services to the school board for approval, and to familiarize students and parents with the availability of such alternative programs and services. The superintendent will, through cooperative efforts with other schools, agencies and organizations, periodically recommend additional or modified alternative educational programs and services to the school board.
- B. The director of teaching and learning will have discretionary authority to develop guidelines and directives to implement school board policy relating to alternative programs and services.

Legal References:

Minn. Stat. § 120A.22, Subd. 8 (Compulsory Instruction)

Minn. Stat. § 121A.41, Subd. 11 (Definitions – Alternative Educational Services)

Minn. Stat. § 121A.45, Subd. 1 (Grounds for Dismissal)

Minn. Stat. § 123A.06 (State-Approved Alternative Programs and Services)
Minn. Stat. § 124D.66 (Assurance of Mastery Programs)
Minn. Stat. § 124D.68 (Graduation Incentives Programs)
Minn. Stat. § 124D.74 (American Indian Language and Cultural Educational Programs)
Minn. Stat. § 125A.50 (Alternative Delivery of Specialized Instructional Services)

Cross References:

Policy 603 (Curriculum and Program Review and Development)
Policy 604 (Grade Level Configuration and Enrollment at School Sites)

Policy
adopted: 6/22/09
Revised: 3/16/14

INDEPENDENT SCHOOL DISTRICT 273
Edina, Minnesota

Education Programs

Religion

I. Purpose

This policy identifies the status of religion as it pertains to the programs of the school district.

II. General Statement of Policy

- A. The school district will neither promote nor disparage any religious belief or nonbelief. Instead, the district encourages all students and employees to have appreciation for and tolerance of each other's views.
- B. The district also recognizes that religion has had and is having a significant role in the social, cultural, political, and historical development of civilization.
- C. The district recognizes that one of its educational objectives is to increase its students' knowledge and appreciation of music, art, drama, and literature which may have had a religious basis or origin as well as a secular importance.
- D. The district supports the inclusion of religious music, art, drama, and literature in the curriculum and in school activities provided it is intrinsic to the learning experience and is presented in an objective manner without sectarian indoctrination.
- E. The historical and contemporary values and the origin of various religions, holidays, customs and beliefs may be explained in an unbiased and nonsectarian manner.

III. Responsibility

- A. It will be the responsibility of the director of teaching and learning to ensure that the study of religious materials, customs, beliefs and holidays in the school district is in keeping with the following guidelines:
 - 1. The proposed activity must have a secular purpose.
 - 2. The primary objective of the activity must be one that neither advances nor inhibits religion.
 - 3. The activity must not foster governmental relationships with religion.
 - 4. Notwithstanding the foregoing guidelines, reasonable efforts will be made to accommodate any student who wishes to be excused from attendance at

school for the purpose of religious instruction or observance of religious holidays.

- B. The director of teaching and learning is granted authority to develop and present for school board review and approval directives and guidelines for the purpose of providing further guidance relative to the teaching of materials related to religion. Approved directives and guidelines will be attached as an addendum to this policy.

Legal References:

U. S. Const., amend. I

Minn. Stat. § 120A.22, Subd. 12(3) (Compulsory Instruction)

Minn. Stat. § 120A.35 (Absence From School for Religious Observance)

Minn. Stat. § 121A.10 (Moment of Silence)

Good News Club v. Milford Central School, 533 U.S. 98, 121 S.Ct. 2093, 150 L.Ed.2d 151 (2001)

Santa Fe Indep. Sch. Dist. v. Doe, 530 U.S. 290, 120 S.Ct. 2266 (2000)

Tangipahoa Parish Bd. of Educ. v. Freiler, 530 U.S. 1251, 120 S.Ct. 2706 (2000)

Lemon v. Kurtzman, 403 U.S.602, 91 S.Ct. 2105, 29 L.Ed.2d 745 (1971)

Child Evangelism Fellowship v. Minneapolis Special Sch. Dist. No 1, 690 F.3d 996 (8th Cir. 2012)

Roark v. South Iron R-1 Sch. Dist., 573 F.3d 556 (8th Cir. 2009)

Wigg v. Sioux Falls Sch. Dist., 382 F.3d 807 (8th Cir. 2004)

Doe v. School Dist. of City of Norfolk, 340 F.3d 605 (8th Cir. 2003)

Stark v. Independent Sch. Dist. No. 640, 123 F.3d 1068 (8th Cir. 1997)

Flore v. Sioux Falls Sch. Dist. 49-5, 619 F.2d 1311 (8th Cir. 1980)

Child Evangelism Fellowship v. Elk River Area Sch. Dist. No. 728, 599 F. Supp.2d 1136 (D. Minn.2009)

LeVake v. Independent Sch. Dist. No. 656, 625 N.W.2d 502 (Minn. App. 2001)

Minn. Op. Atty. Gen. 169-J (Feb. 14, 1968)

Minn. Op. Atty. Gen. 169-K (Oct. 21, 1949)

Minn. Op. Atty. Gen. No. 63 (1940)

Minn. Op. Atty. Gen. No. 120 (1924)

Minn. Op. Atty. Gen. No. 121 (1924)

Cross Reference:

Policy 801 (Equal Access to School Facilities)

Policy

adopted: 7/20/09

Revised: 3/16/15

INDEPENDENT SCHOOL DISTRICT 273

Edina, Minnesota

Directives & Guidelines to the Teaching of Religion-Related Materials

1. Students may be taught about the role of religion in the historical, cultural, economic and social development of the United States and other nations. However, students may not be taught a specific religion for devotional or doctrinal purposes.
2. Religious texts may be studied as literature but not as religious doctrine. They must be studied only when they naturally occur in the context of school-designated curriculum.
3. If religion is discussed, care must be taken to discuss minority as well as majority religions. In all cases, religion must be discussed in a neutral, objective, fair, balanced and factual manner.
4. Teachers may educate students about the historical, contemporary and cultural aspects of religious holidays. However, celebrating religious holidays in the schools, through worship or other activities, is unconstitutional.
5. Religious symbols are permissible in the classroom only to the extent that they are temporary, used as teaching aids, and cited as examples of the cultural and religious heritage of a people. They may not be used as decoration.
6. Classroom parties may be educational or of social purpose. Classroom parties that occur during the school day may not promote or be based upon religious holidays or include activities that have a religious association.
7. School activities should not be scheduled on significant religious holidays. Care should be taken to avoid tests, special projects, introduction of new concepts, and other activities which would be difficult to make up. Conversely, the students who remain in school should continue to have meaningful learning experiences.
8. Any work of art to be studied should be selected for its inherent merits. The artwork should represent the best examples to illustrate the academic standards and the curriculum's educational goal.
 - Artwork may be related to a specific religious/cultural tradition. The study of such artwork can enhance the understanding and appreciation of a cultural product, which a particular tradition has fostered. Whenever possible, a multiplicity of cultural traditions should be included.
9. Music will be studied for its inherent beauty of structure and form. Its purpose in study should be learning for the sake of developing artistic understanding and responsiveness. Music will not be selected for the purpose of advancing or perpetuating a particular religious belief system or a particular holiday.
 - Music will be selected first, on its own merits as an art form, and second, as a multicultural object of study which enhances the understanding of the development of a particular movement in human civilization. Professional judgment will be taken

in the public performance of music associated with any religious and/or cultural tradition that it not be designed as a religious service or religious celebration. Whenever possible, a multiplicity of cultural traditions will be included. Typical educational objectives should include a range and a balance offering music from various religious and/or cultural traditions. Music from a sacred tradition will be studied and performed as an educational experience which relates to achieving curricular goals and objectives, and will not be designed to foster a specific religious belief.

- Schools may excuse a student from engaging in a music activity, which offends that student's religious belief or conscience. Each situation will be reviewed on an individual basis.
10. A student may express religious beliefs or themes in his or her schoolwork and school personnel should neither promote nor inhibit such religious expression. However, school personnel may rule inappropriate the expression of religious beliefs in schoolwork if such expression is irrelevant to the subject matter being taught.
 11. A student may wear religious attire and/or jewelry in school or during a school-sponsored activity unless the wearing of such attire or jewelry would compromise the student's physical safety in a given situation, i.e. the wearing of jewelry during gym class or while engaging in a school-sponsored sport may be prohibited for safety reasons.
 12. Students may pray individually or in groups and may speak to their peers about religious topics when it does not interfere with school instruction or school-sponsored activities. However, school personnel will intercede to stop such religious speech if it is not welcomed by the peer(s) being addressed or otherwise constitutes coercion, intimidation or harassment.
 13. A student may not be penalized for staying out of school or a school-sponsored activity on a religious holiday of his or her faith. Absence policy for making up assignments will apply.
 14. A student may be excused from participation in a class or school program if he or she objects to the subject matter being taught on religious grounds. When students are excused an alternative assignment may be required.

Education Programs

Summer School Instruction

I. Purpose

The purpose of this policy is to establish program parameters and student attendance guidelines and requirements for the school district relating to the provision of summer school educational services.

II. General Statement of Policy

Summer school educational services and instruction shall be directed toward the fulfillment of the goals and objectives of the district's educational program and academic standards.

III. Procedures

A. The school district may offer summer school instruction providing opportunities for:

1. Intervention programs at the elementary and middle school levels;
2. Credit redemption and review courses at the high school level;
3. Special education instruction and services related to mandatory summer school instruction consistent with applicable state and federal authority for all qualified disabled children where appropriate to their educational needs;
4. Other summer school programs as determined by the school district; and
5. Courses for credit at the high school, as dictated by registration needs, funding and facility resources.

B. All services of the summer school program will be free to students currently enrolled in the school district, whose need for a summer program have been identified by teachers or the school principal, and who are required to attend pursuant to established school district criteria and the provisions of this policy.

C. The summer school curriculum will be established aligned with the needs of students and the district's educational programs and academic standards. Interventions and credit redemption shall provide opportunities for students to qualify for promotion and/or credit in areas and subjects where previous work has not met promotion/credit standards. It shall further be designed to assist students who have not made proficient progress on established state assessments and who are in need of remediation services relating to the school

district's graduation standards or who have been identified as at risk of not learning to read before the end of second grade.

- D. Summer school provides the opportunity for students to improve basic skills, further their academic progress, and/or accelerate in designated academic areas. It is the intent of the school district to ensure that courses taught during the summer session are of the same level of instructional breadth and difficulty as provided during the regular school year.

IV. Summer School Instruction

The district administration will identify and develop specific criteria and standards for determining which students may receive summer school instruction. The instruction information and availability will be shared with school families on an annual basis. The superintendent will identify the administrators responsible for coordinating the summer instruction, including:

- budgets
- staffing
- registration
- calendar
- procedures

V. Transportation Services

- A. The school district may make available transportation services for all students required to receive instruction in the school district's summer school program in accordance with Minn. Stat. § 120A.22, Subd. 5(b). The school district recognizes that transportation is an essential part of the school district services to students and parents but further recognizes that transportation by school bus is a privilege and not a right for an eligible student.
- B. The school district shall retain sole discretion, control and management of scheduling routes, establishment of the location of bus stops, manner and method of transportation, control and discipline of school children, and any other matter relating to the provision of transportation services.

VI. Mandatory Summer School Instruction

All mandatory summer school instruction, beyond special education, shall be approved by the school board on an annual basis. The instructional program will have defined:

- educational program opportunities
- specific criteria for required student attendance
- transportation services
- budget and staffing

- calendar
- operating and administrative procedures

VII. School Board Review

The superintendent or designated representative shall report annually to the school board regarding the status and utilization of programs under this policy.

Legal References:

Minn. Stat. § 120A.20 (Admission to Public School)

Minn. Stat. § 120A.22 (Compulsory Instruction)

Minn. Stat. § 120B.12 (Reading Intervention)

Minn. Stat. § 123B.02 (General Powers of Independent School Districts)

Minn. Stat. § 123B.09 (Boards of Independent School Districts)

Minn. Stat. § 123B.88 (Independent School Districts; Transportation)

Minn. Stat. § 125A.50 (Alternative Delivery of Specialized Instructional Services)

Minn. Rules Part 3501

Cross References:

Policy 603 (Curriculum and Program Review and Development)

Policy 604 (Grade Level Configuration and Enrollment at School Sites)

Policy 605 (Alternative Programs)

Policy 713 (Student Transportation)

Policy
adopted: 10/26/09

INDEPENDENT SCHOOL DISTRICT 273
Edina, Minnesota



Board Meeting Date: 1/13/2020

TITLE: Policy 601.

TYPE: Action

PRESENTER(S): School Board and Superintendent, John W. Schultz Ph.D.

BACKGROUND: At the January 6, 2020 School Board meeting, the Board discussed whether to reinstate a previous version of policy 601. In this agenda item, the Board will discuss the recommendation of placing the administration's implementation of Section V.K. on hold and directing administration to convene a work group to review Policy 601 for future Board consideration.

RECOMMENDATION: It is recommended that the Edina School Board direct administration to place implementation of Section V. K. on hold and convene a work group to review Policy 601 for future Board consideration.

PRIMARY ISSUE(S) TO CONSIDER: Policy 601

ATTACHMENTS:

1. Policy 601 (Prior to November 18, 2019)
2. Current Policy 601

Education Programs

Educational Competencies, Academic Standards and Instructional Curriculum

I. Purpose

This policy defines the school district's educational competencies, instructional curriculum and academic standards, including state and federal educational requirements.

II. General Statement of Policy

The school district is committed to providing a comprehensive educational experience for students that is defined by educational competencies and academic standards and implemented through an aligned instructional curriculum for early childhood through grade 12. The district will deliver the standards and curriculum at identified grade levels through classes and/or courses.

III. Definitions

- A. "Academic standards" mean a state-prescribed or locally-adapted set of content standards that the district must offer and certify for a student to be eligible to receive a high school diploma.
- B. "Curriculum" means an instructional area of study for early childhood through grade 12 that is required to meet the academic standards of the State of Minnesota or the school district.
- C. "Educational competencies" means the articulated skills and literacies that learners need to have social, emotional, academic and professional success in a rapidly changing, global world.
- D. "Coherent" means (1) well organized and purposefully designed to facilitate learning, (2) free of academic gaps and needless repetitions, and (3) aligned across lessons, courses, subject areas, and grade levels.

IV. Educational Competencies

- A. The school district places a high value on the holistic view of the learner. The view is responsive to the district's mission, which seeks to "prepare all students for a rapidly changing, culturally diverse, global society."

These competencies are intended to help guide a learner along his/her educational journey, striving to become:

1. A Globally Competent Individual;
2. A Responsible, Engaged Citizen;
 - An Effective Communicator and Collaborator;
 - An Innovative Thinker and Creator;
 - A motivated Lifelong Learner; and
3. A Healthy, Well-Rounded Person.

B. The educational competency descriptors are located in Appendix I.

C. The district administration will be responsible for embedding the educational competencies into the learning experience and curriculum. This will include using the competencies as a framework for:

1. Professional learning
2. Curriculum development with courses and at grade levels
3. Student assessment
4. Staff evaluation

V. Academic Standards and Instructional Curriculum

A. The Director of Teaching and Learning will be responsible for the implementation of the school district's academic standards and instructional curriculum.

B. The district will have defined academic standards, a comprehensive instructional curriculum, and common summative assessments for the following content areas:

1. science
2. reading and language arts
3. social studies
4. math
5. physical education
6. health
7. business education
8. science/technology/engineering
9. media literacy
10. world languages
11. family and consumer sciences
12. visual and performing arts

C. Each curricular content area will have a guide that will include:

1. mission
2. grade-appropriate standards
3. curriculum materials

4. resource materials
 5. common assessments
 6. differentiation and personalization suggestions
 7. media
- D. Each curricular content area will be reviewed and revised on a cyclical basis as per Policy 603 (Curriculum and Program Development and Review).
- E. The academic standards and instructional curriculum will align with those established by the Minnesota Department of Education or by local adoption as provided in statute.
- F. The elementary schools will offer the following:
1. visual and performing arts
 2. integrated language arts
 3. math
 4. physical education
 5. science/health
 6. social studies
- G. The middle schools will offer the following:
1. visual and performing arts
 2. integrated language arts
 3. math
 4. music
 5. physical education
 6. science/health
 7. social studies
 8. technology education
 9. world languages
 10. family and consumer sciences
- H. The high school will require 43 credits for graduation. Refer to Policy 613, Graduation Requirements.
- I. The school board will approve all academic standards and instructional curriculum revisions.
- J. The district will provide professional learning opportunities to advance staff members' knowledge, skills and abilities in effectively delivering the standards, competencies, and curriculum through instruction.

- K. The district will offer students separate class opportunities for advanced learning and talent development in grades 3 - 12.
1. The curriculum for these separate classes will be customized for the needs of Advanced Learners and will not be substantively the same as the standard class. This coherent curriculum will contain elements of:
 - a Enrichment
 - i Exposing learners to multiple talent areas and building a foundation for talent development
 - ii Offering rigorous, inquiry-based experiences customized for Advanced Learners
 - iii Differentiating instruction within the elementary pull-out class and secondary Honors classes for the many levels of Advanced Learners.
 - iv Allowing students strengths and talents to emerge
 - b Advanced Learning
 - i Uncovering and building on talents developed
 - ii Honoring students' advanced knowledge and skills
 - iii Pacing and grouping within the elementary pull-out class and separate Honors class for the many levels of Advanced Learners
 - iv Instructing with depth and complexity
 - c Accelerated Learning
 - i Pacing of learning appropriate for Advanced Learners
 - d Real World Application
 - i Recognizing and responding to student's expertise
 - ii Providing Advanced Learning experiences within the context of the content area, where students solve or research real world problems or produce real-world products or develop real world skills.
 2. The elementary schools will offer separate Advanced Learner pull-out classes, in grades 3-5 for math and 4-6 for reading, with appropriate Advanced Learner curriculum as defined in V. K. 1. above, and open to all students who have been identified as Advanced Learners in each of the academic areas listed below. The pull-outs will be instructed by a professional qualified to teach Gifted students. Advanced Learner differentiated instruction provided within a standard classroom does not meet this requirement.
 - a Math (beginning 2020-2021)
 - i Curriculum and instruction will be coherent and designed to make students ready for 6th grade placement into either: Pre-algebra, or Algebra.
 - ii Language Arts (2020-2021)
 3. The district secondary schools will provide advanced learning

pathways in math with separate, comprehensive, coherent classes through 12th grade, as identified in Appendix III. These classes will be open to all students who have been identified as ready for the class, and all students who self-identify as ready for advanced learning in math. Advanced Learner differentiated instruction provided within a standard classroom does not meet this requirement.

4. The middle schools will offer separate Honors classes, at each grade level, with Advanced Learning curriculum as defined in V. K. 1. above, and open to all students who have been identified as Advanced Learners, and all students who self-identify as ready for advanced learning in each of the academic areas listed below. Honors level differentiated instruction provided within a standard classroom does not meet this requirement. Honors classes will be separate from and in addition to any compacted courses. Honors classes will be offered for grades 6, 7 and 8 in:
 - a Language Arts (beginning 2020-2021)
 - b Science (beginning 2020-2021)
 - c Social Studies (beginning 2020-2021)
5. The high school will offer separate Honors classes, with Advanced Learner curriculum as defined in V. K. 1. above, and open to all students who have been identified as Advanced Learners, and all students who self-identify as ready for advanced learning in each of the academic areas listed below. The high school will offer separate Advanced Placement courses as identified in Appendix IV. Honors-level differentiated instruction provided within a standard classroom does not meet this requirement. Honors classes will be separate from and in addition to any compacted courses.
 - a Honors classes will be offered in:
 - i Language Arts Grades 9, 10 (beginning 2020-2021)
 - ii Physics I (beginning 2020-2021)
 - iii Chemistry I (beginning 2020-2021)
 - iv Biology I (beginning 2020-2021)
 - v French IV (beginning 2020-2021)
 - vi Spanish IV (beginning 2020-2021)
 - vii Sociology (beginning 2020-2021)
6. Beginning in 6th grade, the district will annually recognize a student's advanced knowledge and skills in World Language by placing the student into the appropriate level of the class. Such appropriate placement may involve single subject acceleration where necessary. In-class differentiation does not meet this requirement of meeting advanced learners' needs.

Legal References:

Minn. Stat. § 120B.02 (Educational Expectations for Minnesota Students) Minn. Stat. § 120B.024 (Graduation Requirements: Course Credits) Minn. Stat. § 120B.11 (School District Process) 20 U.S.C. § 5801, *et seq.* (National Education Goals 2000) 20 U.S.C. § 6301, *et seq.* (No Child Left Behind Act)

Cross References:

Policy 105 (School District Mission, Values, Beliefs and Strategic Direction) Policy 603 (Curriculum and Program Review and Development) Policy 613 (Graduation Requirements) Policy 614 (School District Testing Plan and Procedure) Policy 616 (School District System Accountability)

Policy
adopted: 7/20/09
Revised: 8/17/15
Reworked: 11/19/19

INDEPENDENT SCHOOL DISTRICT 273
Edina, Minnesota

APPENDIX I to Policy 601



Through high expectations and access to diverse opportunities in academics, arts, extracurricular activities and community involvement, Edina Public Schools learners are academically prepared for college, career and life.

Profile of a Next Generation EPS Learner

Globally Competent Individual who	<ul style="list-style-type: none"> • Possesses a diverse and informed world perspective, including understandings of world geography, history, economics, social issues, cultures, political structures, and environmental conditions • Communicates effectively in at least two world languages, one of which is English • Embraces individual and cultural diversity and actively seeks multicultural interactions
Responsible, Engaged Citizen who	<ul style="list-style-type: none"> • Demonstrates a high level of integrity and ethical action • Applies knowledge and education for the good of the community • Demonstrates empathy, compassion and open-mindedness • Accepts responsibility for personal choices and actions, and learns from mistakes
Effective Communicator and Collaborator who	<ul style="list-style-type: none"> • Communicates effectively as a listener, speaker and writer • Possesses strong social and interpersonal skills, including verbal, non-verbal and conflict resolution skills • Works effectively with others in academic and social settings, both as a leader and a contributor
Innovative Thinker and Creator who	<ul style="list-style-type: none"> • Demonstrates proficiency in multiple literacies, including a variety of academic and technological disciplines • Thinks and produces creatively, both collaboratively and independently • Demonstrates intellectual curiosity by applying original solutions to problems or challenges • Critically analyzes and evaluates information sources
Motivated Lifelong Learner who	<ul style="list-style-type: none"> • Understands own needs as a learner and advocates appropriately • Persists when faced with challenge or adversity • Actively sets personal learning goals and self-monitors progress • Values continuous learning and seeks opportunities for growth
Well-Rounded Person who	<ul style="list-style-type: none"> • Actively maintains a healthy, balanced lifestyle through informed choices • Adapts to new and challenging situations and environments • Commits to their own physical, social and emotional well-being • Demonstrates knowledge of essential life skills and resources

Adopted: 8/17/15

Appendix II to Policy 601

EDINA HIGH SCHOOL MAY TERM ELECTIVE CREDIT

Beginning with the 2014-15 school year, students will be required to participate annually in the Edina High School May Term as part of their learning experience. Students will receive a pass/fail grade for their participation in the experience. Students will earn the following May Term credit, which will be noted on their transcripts:

- Class of 2016 must satisfactorily complete two 1/3 credit May Term experiences
- Class of 2017 and later must satisfactorily complete three 1/3 credit May Term experiences

Students transferring into Edina Public Schools during the high school years will receive a waiver for missed May Term credits when they were not attending Edina High School. This adjustment will be noted on their transcript.

Adopted: 8/17/15

Appendix III to Policy 601
Mathematics Pathways

Mathematics Pathways

Key

Green

Entry Course

Bold

Most Likely Path

Highlight

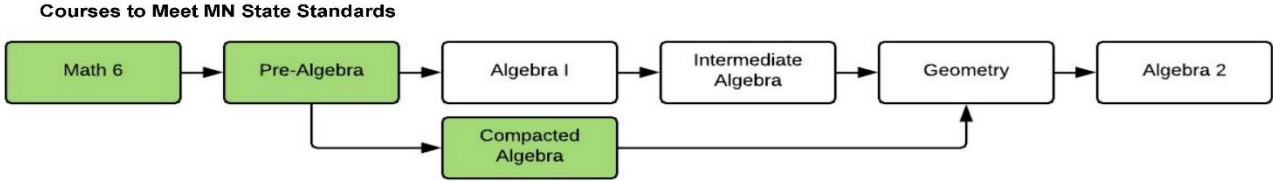
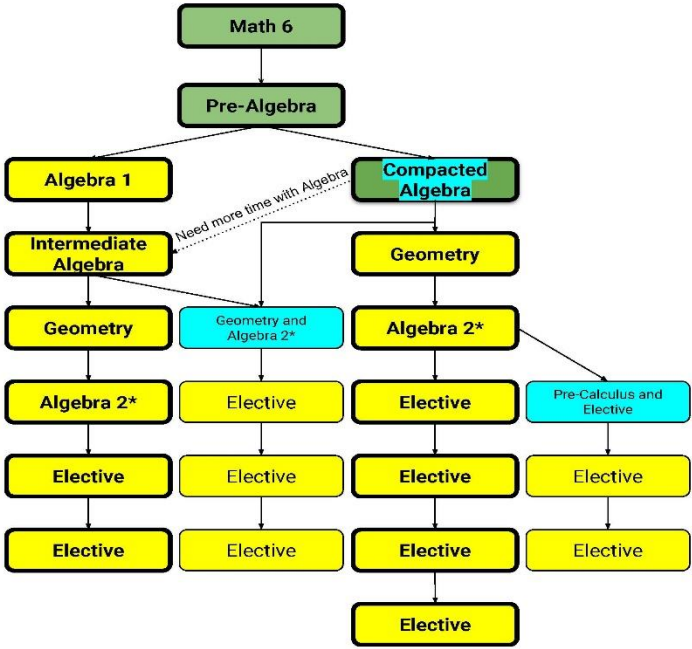

Acceleration Course

Blue

2 Courses in 1 year

* Completion of 9-11 Minnesota Math Standards

Electives towards Math Requirement
After Algebra 2
Pre-Calculus
College Algebra Prep
College Algebra
Intro to Math Sciences
AP Statistics
Discrete Math Concepts
Discrete Math Applications
AP CS JAVA programming
After Pre-Calculus
Calculus AB
Calculus BC
After Calculus BC
Multivariable Calculus
Electives Do not meet math requirements
Algebra I
Geometry Support (With Geometry)
Advanced Algebra Support (With Advanced Algebra)



Appendix IV to Policy 601

EHS Course Catalog

https://www.edinaschools.org/cms/lib/MN01909547/Centricity/Domain/527/registration_2020/course_guide_2020.pdf

Created 9/18/19



Board Meeting Date: 1/13/2020

TITLE: January 2020 District Enrollment Report

TYPE: Information

PRESENTER(S): John Toop, Director of Business Services

ATTACHMENTS:

1. Enrollment Report (next page)

Student Enrollment Count by Month																
District Name				(Data Entry is in Yellow Cells Only)												
Edina						#	273	2019-20 School Year								
Number of Days in Period				19.4444	19.444	19.44444	19.44444	19.44444	19.44444	19.44444	19.4444	19.444	175	175		
Days Remaining in School Year				175	155.5556	136.1111	116.6667	97.22222	77.77778	58.33333	38.8889	19.4444				
% of School Yr. @ Beginning of Mo.				100.00%	88.89%	77.78%	66.67%	55.56%	44.44%	33.33%	22.22%	11.11%				
Cumulative Days in School Year				19.4444	38.889	58.33333	77.77778	97.22222	116.667	136.111	155.556	175				
Percent of School Yr. Completed				11.11%	22.22%	33.33%	44.44%	55.56%	66.67%	77.78%	88.89%	100.00%				
Grade Level		EOY ADM Original Budget	EOY ADM Revised Budget	Fall Seat Count Budget	October	November	December	January	February	March	April	May	June	EOY as of 6/30/20	Tuition	Total
ECSE		67.76	53.87	0	-	-	-									
HK																
K		555.00	559.61	555	579	579	575	578								
1		591.11	588.33	590	592	591	591	590								
2		604.29	611.32	603	596	595	594	597								
3		634.49	634.23	633	629	627	628	628								
4		617.84	618.31	616	612	613	608	611								
5		635.13	656.59	634	651	651	651	654								
6		691.03	671.42	690	686	683	681	682								
7		665.84	649.89	660	641	638	639	638								
8		662.44	652.40	657	655	655	656	658								
9		675.49	675.92	665	701	699	697	699								
10		681.80	637.81	667	660	657	655	657								
11		681.28	646.32	671	666	663	660	660								
12		647.76	661.57	632	669	667	668	670								
ALC/TUITION		-	34.73		-	-	-	-	-	-	-	-	-	-	30.29	
Enrollment EC-12 including ALC		8,411.26	8,382.61	8,273	8,337	8,318	8,303	8,322	0.00	0.00	0.00	0.00	0.00	0.00		
Weighted ADM - WADM in Current Year		9,214.18	9,180.40	9,063.40	9,135.40	9,113.80	9,098.00	9,118.40	0.00	0.00	0.00	0.00	0.00	0.00		
Estimated APU		9,214.18	9,180.40	9,063.40	9,135.40	9,113.80	9,098.00	9,118.40	0.00	0.00	0.00	0.00	0.00	0.00		
Estimated EOY APU's		9,214.18	9,180.40	9,063.40	9,135.40	9,116.20	9,102.04	9,112.95	4,050.20	2,250.11	1,500.07	1,166.72	1,037.09	1,037.09		