

# The Comprehensive School Climate Inventory

## Measuring the Climate for Learning

Prepared for Coleytown Middle School, November 2012



The CSCI has been developed by the National School Climate Center (NSCC)  
[schoolclimate.org](http://schoolclimate.org)



# I. Introduction

## The 12 Dimensions of School Climate Measured by the CSCI

Dimensions	Major Indicators
<b>Safety</b>	
1 Rules and Norms	Clearly communicated rules about physical violence; clearly communicated rules about verbal abuse, harassment, and teasing; clear and consistent enforcement and norms for adult intervention.
2 Sense of Physical Security	Sense that students and adults feel safe from physical harm in the school.
3 Sense of Social-Emotional Security	Sense that students feel safe from verbal abuse, teasing, and exclusion.
<b>Teaching and Learning</b>	
4 Support for Learning	Use of supportive teaching practices, such as: encouragement and constructive feedback; varied opportunities to demonstrate knowledge and skills; support for risk-taking and independent thinking; atmosphere conducive to dialog and questioning; academic challenge; and individual attention.
5 Social and Civic Learning	Support for the development of social and civic knowledge, skills, and dispositions including: effective listening, conflict resolution, self-reflection and emotional regulation, empathy, personal responsibility, and ethical decision making.
<b>Interpersonal Relationships</b>	
6 Respect for Diversity	Mutual respect for individual differences (e.g. gender, race, culture, etc.) at all levels of the school—student-student; adult-student; adult-adult and overall norms for tolerance.
7 Social Support—Adults	Pattern of supportive and caring adult relationships for students, including high expectations for students' success, willingness to listen to students and to get to know them as individuals, and personal concern for students' problems.
8 Social Support—Students	Pattern of supportive peer relationships for students, including: friendships for socializing, for problems, for academic help, and for new students.
<b>Institutional Environment</b>	
9 School Connectedness/Engagement	Positive identification with the school and norms for broad participation in school life for students, staff, and families.
10 Physical Surroundings	Cleanliness, order, and appeal of facilities and adequate resources and materials.
<b>Staff Only</b>	
11 Leadership	Administration that creates and communicates a clear vision, and is accessible to and supportive of school staff and staff development.
12 Professional Relationships	Positive attitudes and relationships among school staff that support effectively working and learning together.

## II. School Climate Overview



School Voice: Response Rates

Group	Population Size	# Respondents	% of Population Represented
Students	512*	468	91.41%
School Personnel	90*	76	84.44%
Parents	433*	185	42.73%

\*Figures received from school to represent potential number of respondents.



# II. School Climate Overview

## Group Ratings and Rankings

### Median Scores and Rating Patterns — Students

Dimension	Median	Score Distribution		
<b>Safety</b>		33.3%	33.3%	33.3%
Rules and Norms	4.00	3% 21%	77%	
Physical Security	4.00	3% 22%	76%	
Social - Emotional Security	3.33	15% 42%	43%	
<b>Teaching and Learning</b>				
Support for Learning	3.70	5% 34%	61%	
Social and Civic Learning	3.44	8% 46%	46%	
<b>Interpersonal Relationships</b>				
Respect for Diversity	4.00	2% 22%	76%	
Social Support - Adults	3.88	2% 24%	74%	
Social Support - Students	4.00	3% 19%	78%	
<b>Institutional Environment</b>				
School Connectedness Engagement	3.75	3% 32%	66%	
Physical Surroundings	3.83	3% 33%	63%	

= % of individual ratings in the negative range (scores lower than 2.5 on a 5 - point scale)

= % of individual ratings in the neutral range (scores between 2.5 and 3.5 on a 5 - point scale)

= % of individual ratings in the positive range (scores above 3.5 on a 5 - point scale)



# II. School Climate Overview



Group Ratings and Rankings

## Median Scores and Rating Patterns — School Personnel

Dimension Median

Score Distribution

Safety	Median	Score Distribution		
Rules and Norms	4.33	33.3%	33.3%	33.3%
Physical Security	4.40	12%	88%	
Social - Emotional Security	3.56	11%	89%	
		3%	45%	52%

### Teaching and Learning

Support for Learning	4.27	6%	94%	
Social and Civic Learning	4.20	1%	11%	87%

### Interpersonal Relationships

Respect for Diversity	4.25	2%	8%	91%
Social Support - Adults	4.50	7%	93%	
Social Support - Students	4.20	10%	90%	

### Institutional Environment

School Connectedness Engagement	4.00	11%	89%	
Physical Surroundings	4.33	1%	11%	87%

### Working Environment

Leadership	4.00	3%	26%	71%
Professional Relationships	4.30	2%	13%	85%



# II. School Climate Overview

## Group Ratings and Rankings

### Median Scores and Rating Patterns — Parents

#### Dimension Median

#### Score Distribution

#### Safety

		33.3%	33.3%	33.3%
Rules and Norms	4.00	1% 18%	81%	
Physical Security	4.40	2% 8%	90%	
Social - Emotional Security	3.44	10% 41%	49%	

#### Teaching and Learning

Support for Learning	3.70	4% 34%	62%	
Social and Civic Learning	3.56	2% 45%	53%	

#### Interpersonal Relationships

Respect for Diversity	4.00	1% 24%	75%	
Social Support - Adults	3.94	2% 21%	77%	
Social Support - Students	4.00	6% 12%	82%	

#### Institutional Environment

School Connectedness Engagement	3.88	3% 23%	74%	
Physical Surroundings	4.00	1% 15%	84%	

= % of individual ratings in the negative range (scores lower than 2.5 on a 5 - point scale)

= % of individual ratings in the neutral range (scores between 2.5 and 3.5 on a 5 - point scale)


= % of individual ratings in the positive range (scores above 3.5 on a 5 - point scale)

# II. School Climate Overview



## School Climate Ratings — Positives, Negatives and Neutrals

School Climate Ratings - Positives, Negatives and Neutrals





## II. School Climate Overview

Comparative Ratings—Another View

### Comparative Ratings — Another View

	Students	School Personnel	Parents
Safety Rules & Norms			
Sense of Physical Security			
Sense of Social-Emotional Security			
Support for Learning			
Social and Civic Learning			
Respect for Diversity			
Social Support / Adults			
Social Support / Students			
School Connectedness / Engagement			
Physical Surroundings			
Leadership	-- N/A --		--- N/A ---
Professional Relationships	--- N/A ---		--- N/A ---

= median rating in the negative range (scores lower than 2.5 on a 5 - point scale)
= median rating in the neutral range (scores between 2.5 and 3.5 on a 5 - point scale)
= median rating in the positive range (scores above 3.5 on a 5 - point scale)

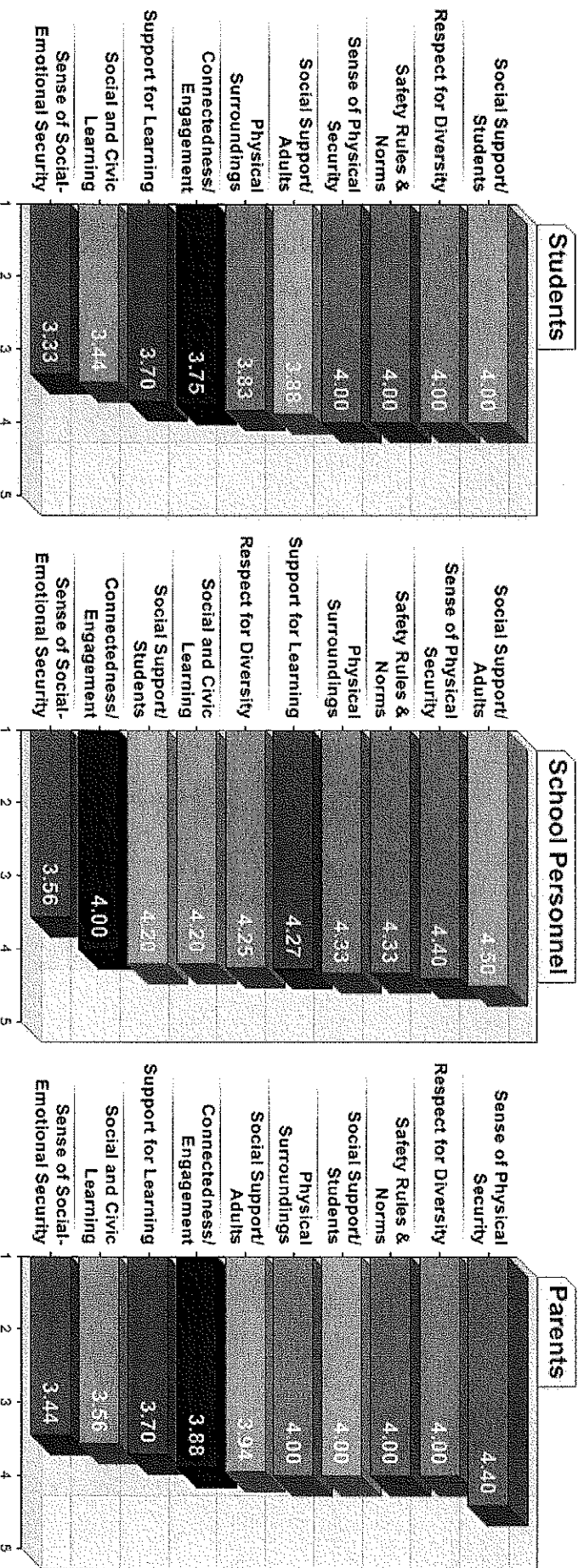


## II. School Climate Overview



Relative Strengths and Weaknesses

### Median Scale Scores - Rank Order







## II. School Climate Overview

### Group Differences

#### Comparative Rankings for Shared School Climate Dimensions

School Climate Dimensions	Students	School Personnel	Parents
Safety Rules & Norms	1	3	2
Sense of Physical Security	1	2	1
Respect for Diversity	1	6	2
Social Support / Students	1	7	2
Social Support / Adults	5	1	6
Physical Surroundings	6	3	2
School Connectedness / Engagement	7	9	7
Support for Learning	8	5	8
Social and Civic Learning	9	7	9
Sense of Social-Emotional Security	10	10	10

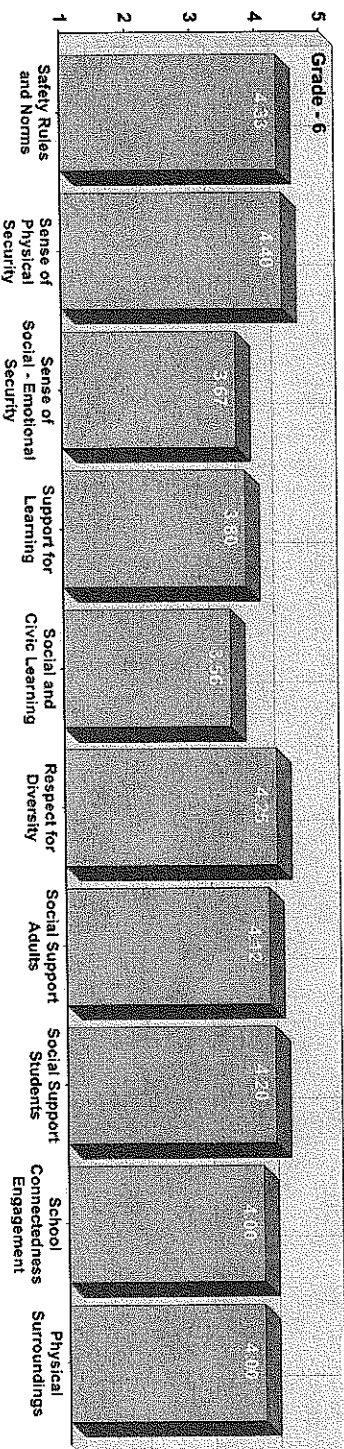
**Note:** If two or more dimensions have the same median score, they are given the same (higher) rank. For example, if two dimensions score a 4.0 and that is the highest score, they will both be ranked "1" and the next highest score will be ranked "3."

# III. In-Depth Profiles




## Sub-Group Ratings: Students

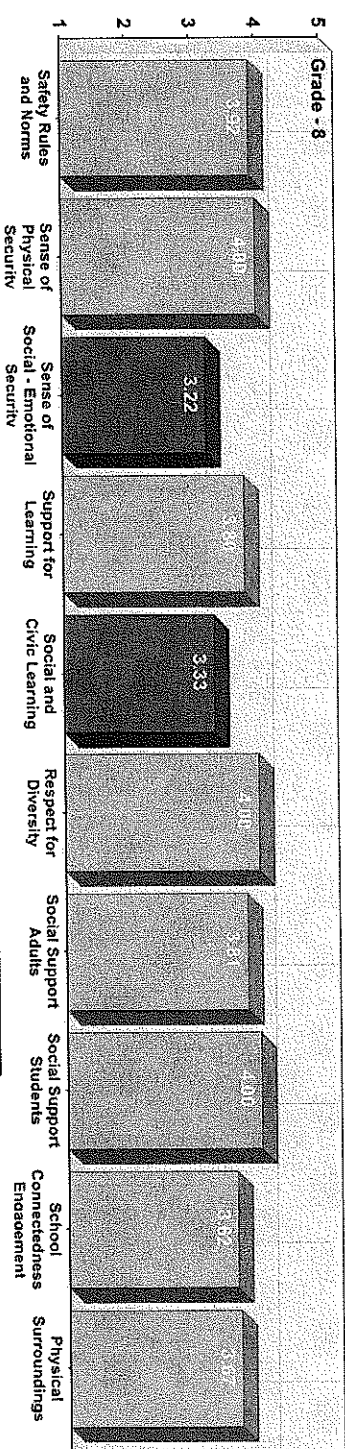
School Climate Dimensions - Student by Grade



School Climate Dimensions - Student by Grade



School Climate Dimensions - Student by Grade



= median rating in the negative range (scores lower than 2.5 on a 5-point scale)
= median rating in the neutral range (scores between 2.5 and 3.5 on a 5-point scale)
= median rating in the positive range (scores above 3.5 on a 5-point scale)


Details on sub-group sizes can be seen in the Demographic Profiles starting on page 27.



# III. In-Depth Profiles

## Sub-Group Ratings: Students

### School Climate Dimensions - Student by Gender



= median rating in the negative range (scores lower than 2.5 on a 5-point scale)
= median rating in the neutral range (scores between 2.5 and 3.5 on a 5-point scale)
= median rating in the positive range (scores above 3.5 on a 5-point scale)

Details on sub-group sizes can be seen in the Demographic Profiles starting on page 27.

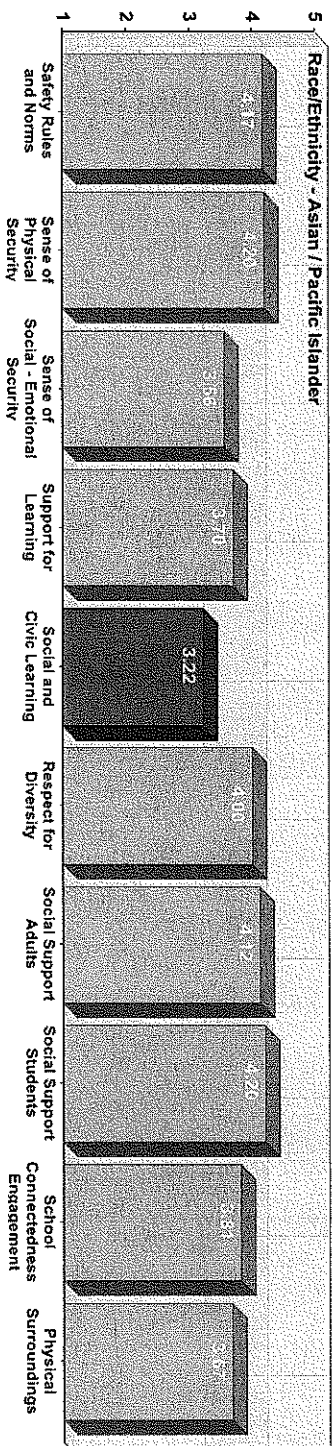


# III. In-Depth Profiles

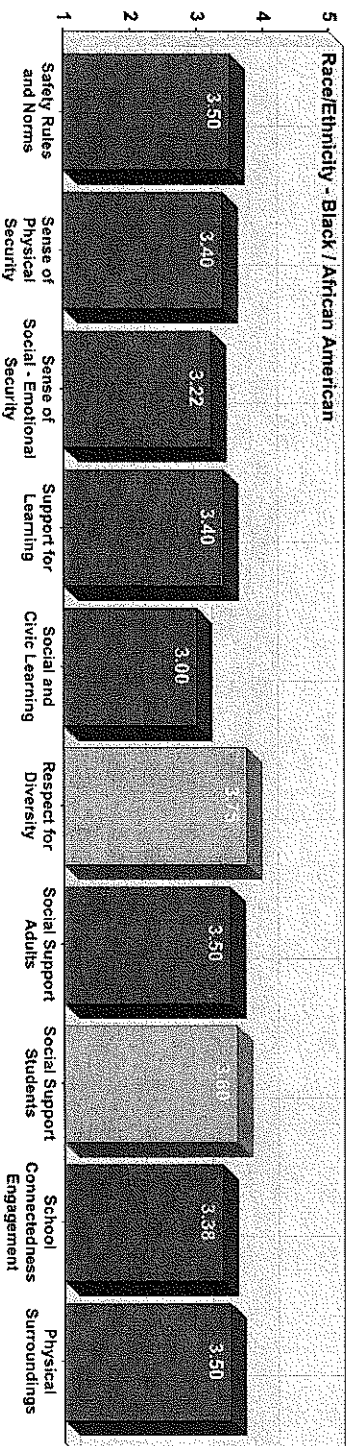


## Sub-Group Ratings: Students

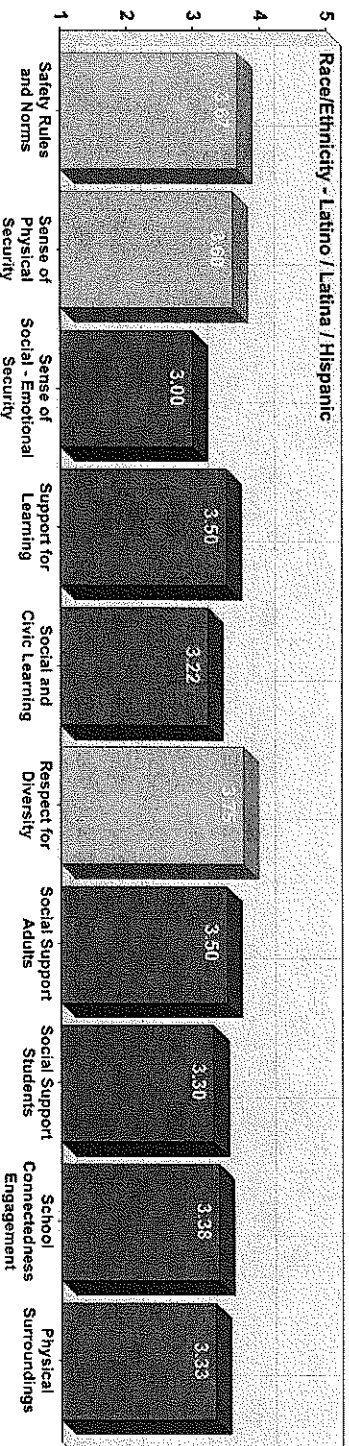
### School Climate Dimensions - Student by Race/Ethnicity



### School Climate Dimensions - Student by Race/Ethnicity



### School Climate Dimensions - Student by Race/Ethnicity



= median rating in the negative range (scores lower than 2.5 on a 5-point scale)

= median rating in the neutral range (scores between 2.5 and 3.5 on a 5-point scale)

= median rating in the positive range (scores above 3.5 on a 5-point scale)

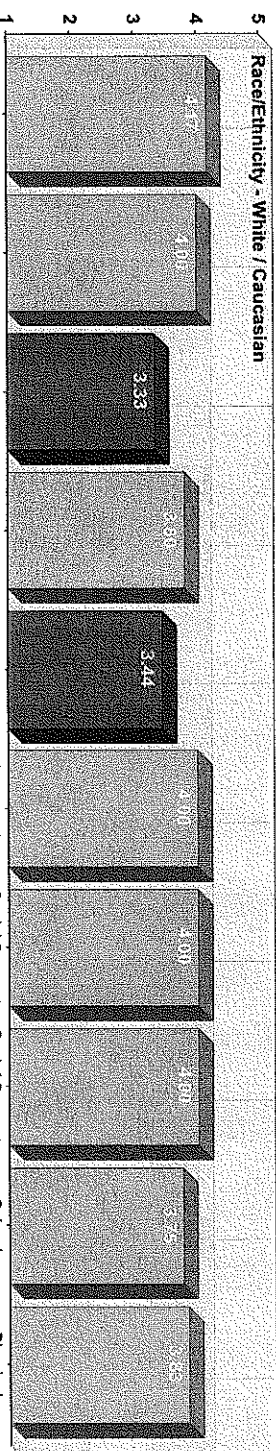
Details on sub-group sizes can be seen in the Demographic Profiles starting on page 27.




# III. In-Depth Profiles

## Sub-Group Ratings: Students

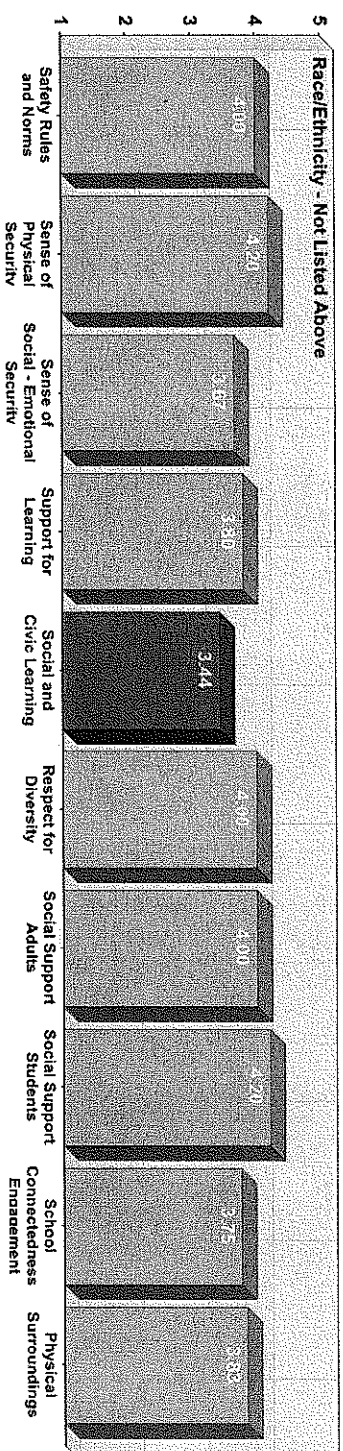
### School Climate Dimensions - Student by Race/Ethnicity



### School Climate Dimensions - Student by Race/Ethnicity



### School Climate Dimensions - Student by Race/Ethnicity



= median rating in the negative range (scores lower than 2.5 on a 5-point scale)
= median rating in the neutral range (scores between 2.5 and 3.5 on a 5-point scale)
= median rating in the positive range (scores above 3.5 on a 5-point scale)

Details on sub-group sizes can be seen in the Demographic Profiles starting on page 27.




# III. In-Depth Profiles



## Sub-Group Ratings: Students

### School Climate Dimensions - Student by English First Language



= median rating in the negative range (scores lower than 2.5 on a 5-point scale)
= median rating in the neutral range (scores between 2.5 and 3.5 on a 5-point scale)
= median rating in the positive range (scores above 3.5 on a 5-point scale)


Details on sub-group sizes can be seen in the Demographic Profiles starting on page 27.



# III. In-Depth Profiles

## Sub-Group Ratings: Students

School Climate Dimensions - Student by Extra-Curricular Activities



= median rating in the negative range (scores lower than 2.5 on a 5-point scale)

= median rating in the neutral range (scores between 2.5 and 3.5 on a 5-point scale)

= median rating in the positive range (scores above 3.5 on a 5-point scale)

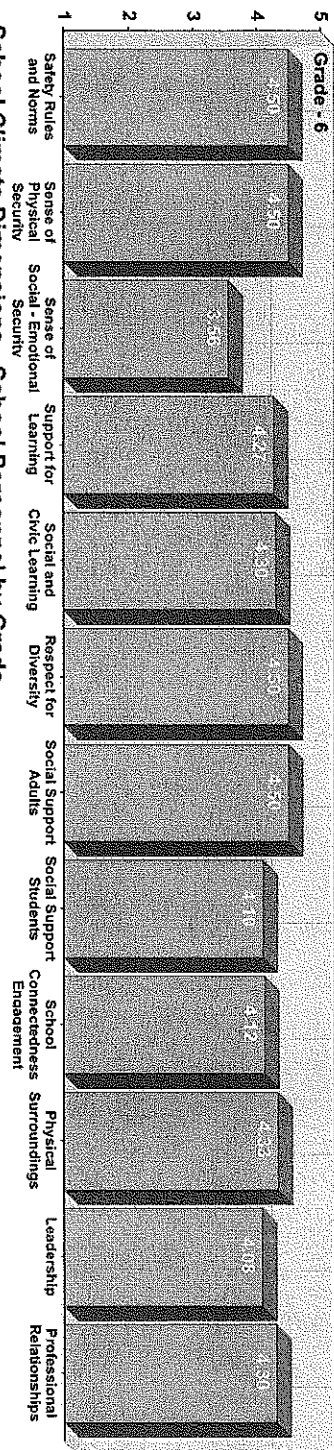
Details on sub-group sizes can be seen in the Demographic Profiles starting on page 27.

# III. In-Depth Profiles

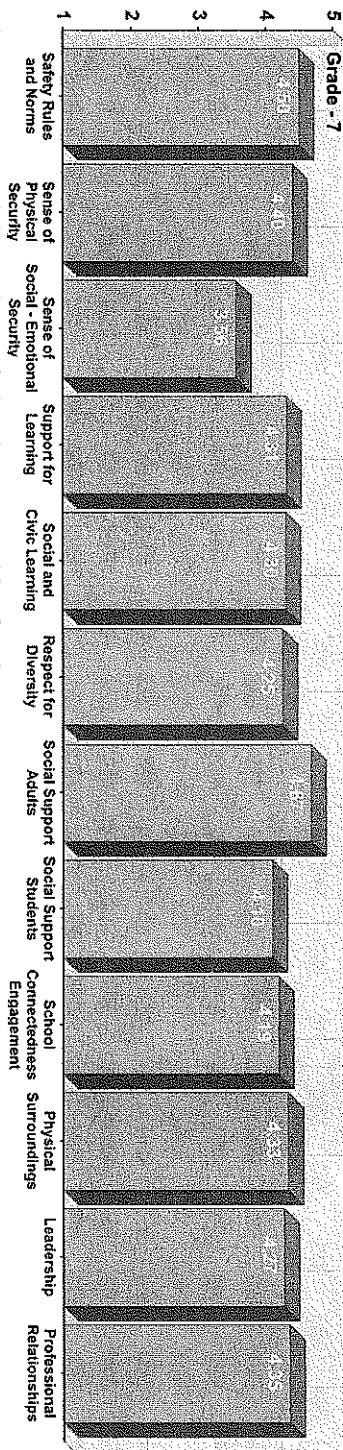


## Sub-Group Ratings: School Personnel

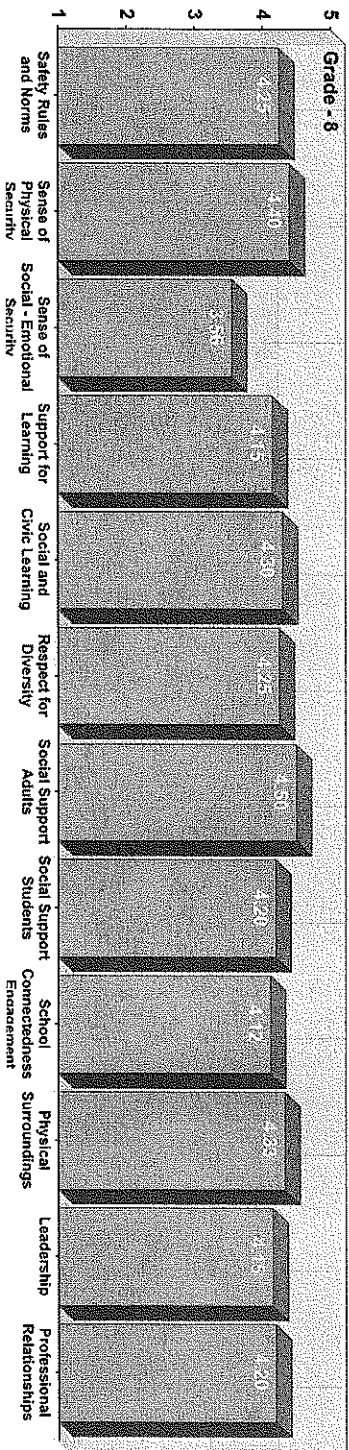
School Climate Dimensions - School Personnel by Grade



School Climate Dimensions - School Personnel by Grade



School Climate Dimensions - School Personnel by Grade



= median rating in the negative range (scores lower than 2.5 on a 5-point scale)
= median rating in the neutral range (scores between 2.5 and 3.5 on a 5-point scale)
= median rating in the positive range (scores above 3.5 on a 5-point scale)

Details on sub-group sizes can be seen in the Demographic Profiles starting on page 27.

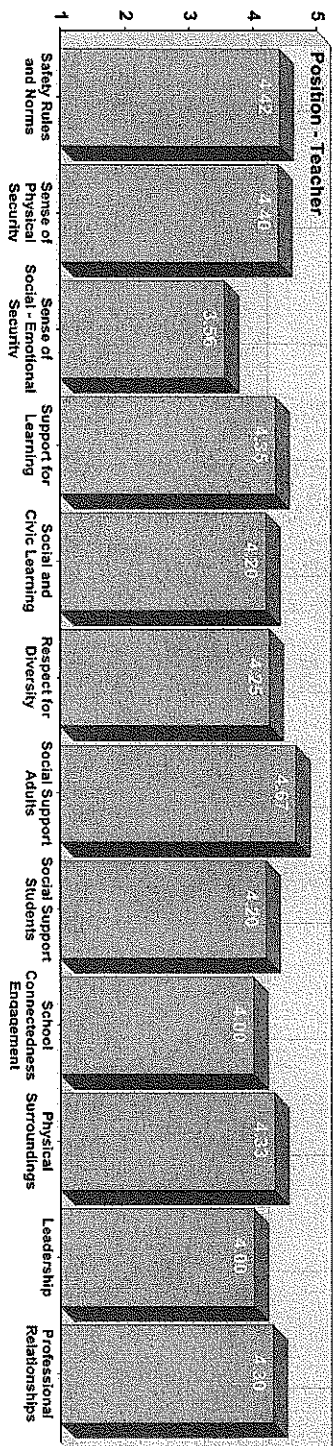




# III. In-Depth Profiles

## Sub-Group Ratings: School Personnel

School Climate Dimensions - School Personnel by Position



	= median rating in the negative range (scores lower than 2.5 on a 5-point scale)
	= median rating in the neutral range (scores between 2.5 and 3.5 on a 5-point scale)
	= median rating in the positive range (scores above 3.5 on a 5-point scale)


Details on sub-group sizes can be seen in the Demographic Profiles starting on page Z7.

# III. In-Depth Profiles



## Sub-Group Ratings: School Personnel

School Climate Dimensions - School Personnel by Departments



= median rating in the negative range (scores lower than 2.5 on a 5-point scale)
= median rating in the neutral range (scores between 2.5 and 3.5 on a 5-point scale)
= median rating in the positive range (scores above 3.5 on a 5-point scale)

Details on sub-group sizes can be seen in the Demographic Profiles starting on page 27.

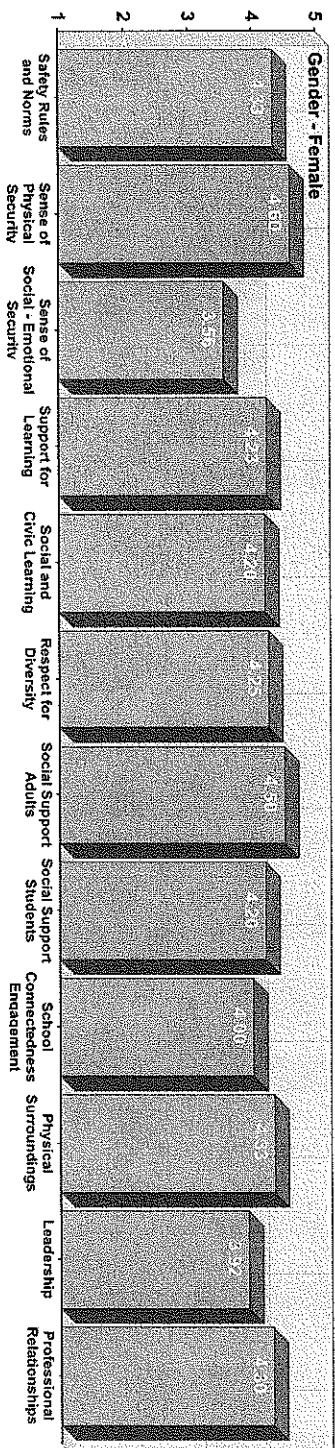




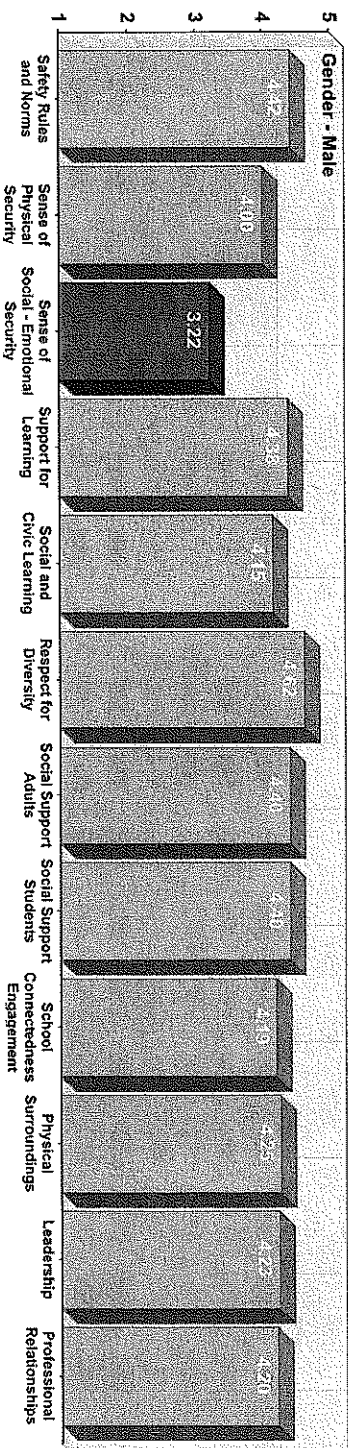
# III. In-Depth Profiles

## Sub-Group Ratings: School Personnel

School Climate Dimensions - School Personnel by Gender



School Climate Dimensions - School Personnel by Gender



= median rating in the negative range (scores lower than 2.5 on a 5-point scale)  
 = median rating in the neutral range (scores between 2.5 and 3.5 on a 5-point scale)  
 = median rating in the positive range (scores above 3.5 on a 5-point scale)

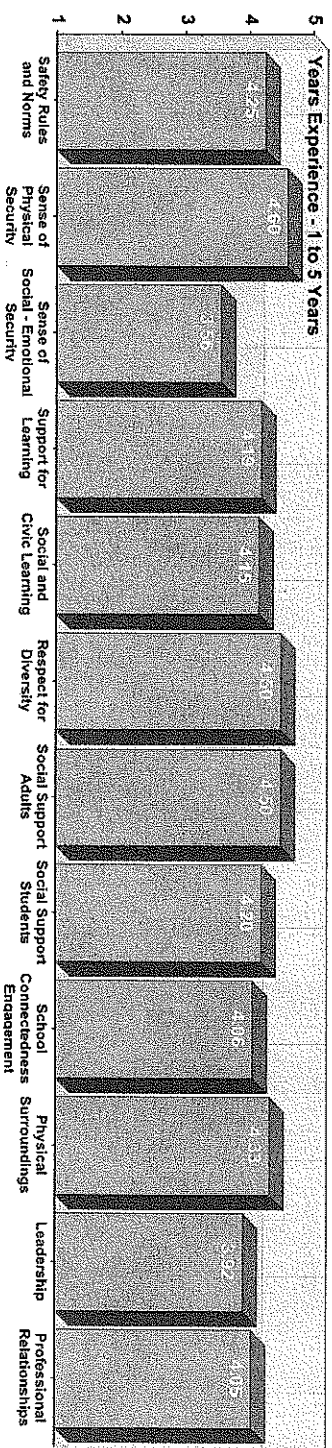
Details on sub-group sizes can be seen in the Demographic Profiles starting on page 27.

# III. In-Depth Profiles

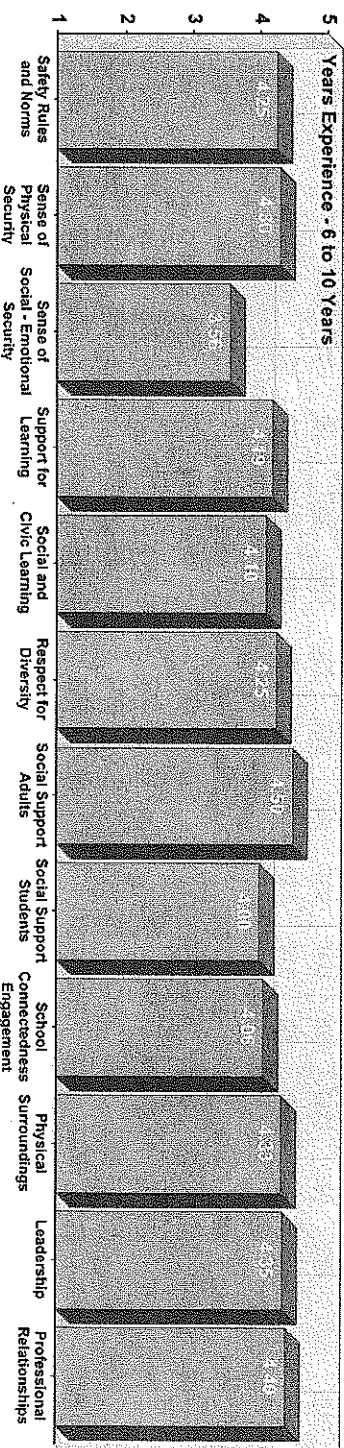


## Sub-Group Ratings: School Personnel

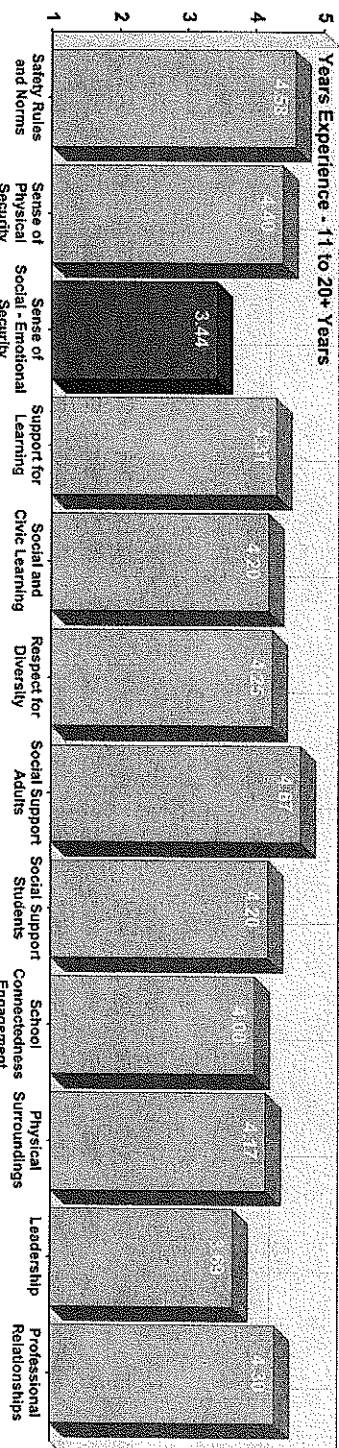
School Climate Dimensions - School Personnel by Years Experience



School Climate Dimensions - School Personnel by Years Experience



School Climate Dimensions - School Personnel by Years Experience



= median rating in the negative range (scores lower than 2.5 on a 5-point scale)  
 = median rating in the neutral range (scores between 2.5 and 3.5 on a 5-point scale)  
 = median rating in the positive range (scores above 3.5 on a 5-point scale)


Details on sub-group sizes can be seen in the Demographic Profiles starting on page 27.



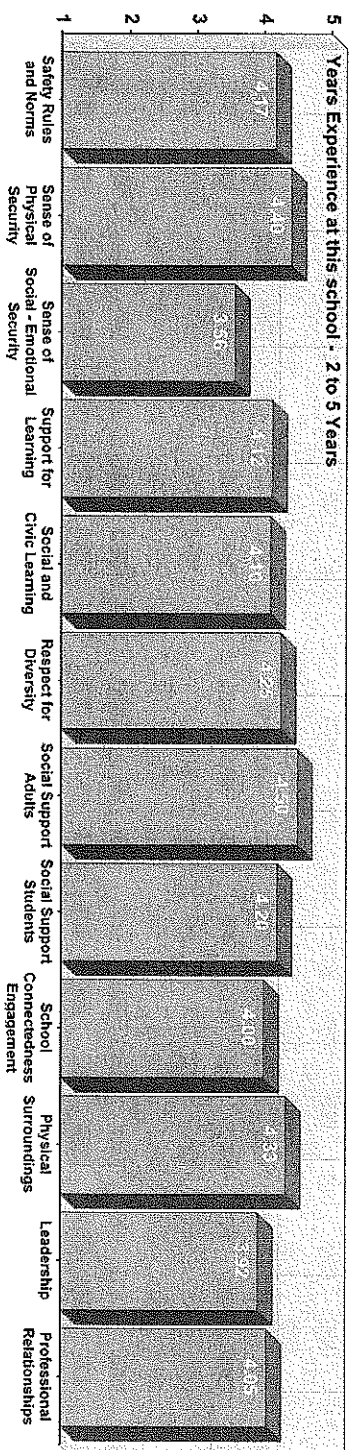
# III. In-Depth Profiles

## Sub-Group Ratings: School Personnel


School Climate Dimensions - School Personnel by Years Experience at this school



School Climate Dimensions - School Personnel by Years Experience at this school



School Climate Dimensions - School Personnel by Years Experience at this school



= median rating in the negative range (scores lower than 2.5 on a 5-point scale)
= median rating in the neutral range (scores between 2.5 and 3.5 on a 5-point scale)
= median rating in the positive range (scores above 3.5 on a 5-point scale)

Details on sub-group sizes can be seen in the Demographic Profiles starting on page 27.

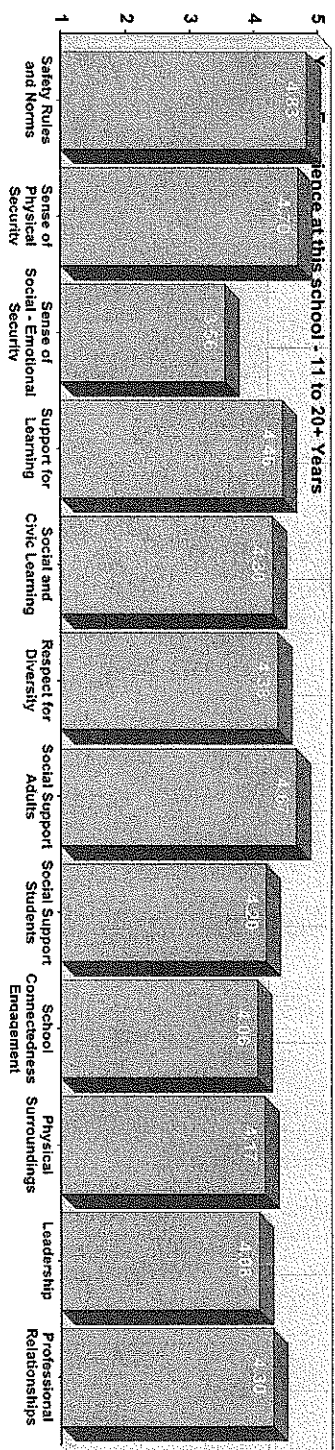


# III. In-Depth Profiles



## Sub-Group Ratings: School Personnel

School Climate Dimensions - School Personnel by Years Experience at this school



= median rating in the negative range (scores lower than 2.5 on a 5-point scale)  
 = median rating in the neutral range (scores between 2.5 and 3.5 on a 5-point scale)  
 = median rating in the positive range (scores above 3.5 on a 5-point scale)


Details on sub-group sizes can be seen in the Demographic Profiles starting on page 27.




# III. In-Depth Profiles

## Sub-Group Ratings: Parents


### Parent by Child's Grade



### Parent by Child's Grade



### Parent by Child's Grade



= median rating in the negative range (scores lower than 2.5 on a 5-point scale)

= median rating in the neutral range (scores between 2.5 and 3.5 on a 5-point scale)

= median rating in the positive range (scores above 3.5 on a 5-point scale)

Details on sub-group sizes can be seen in the Demographic Profiles starting on page 27.

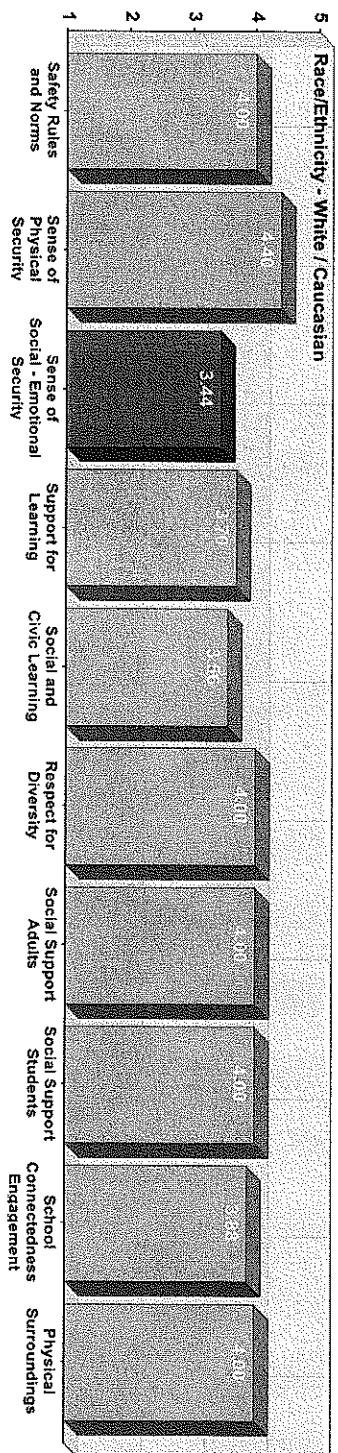


# III. In-Depth Profiles



## Sub-Group Ratings: Parents

### School Climate Dimensions - Parent by Race/Ethnicity



■	= median rating in the negative range (scores lower than 2.5 on a 5-point scale)
■	= median rating in the neutral range (scores between 2.5 and 3.5 on a 5-point scale)
■	= median rating in the positive range (scores above 3.5 on a 5-point scale)

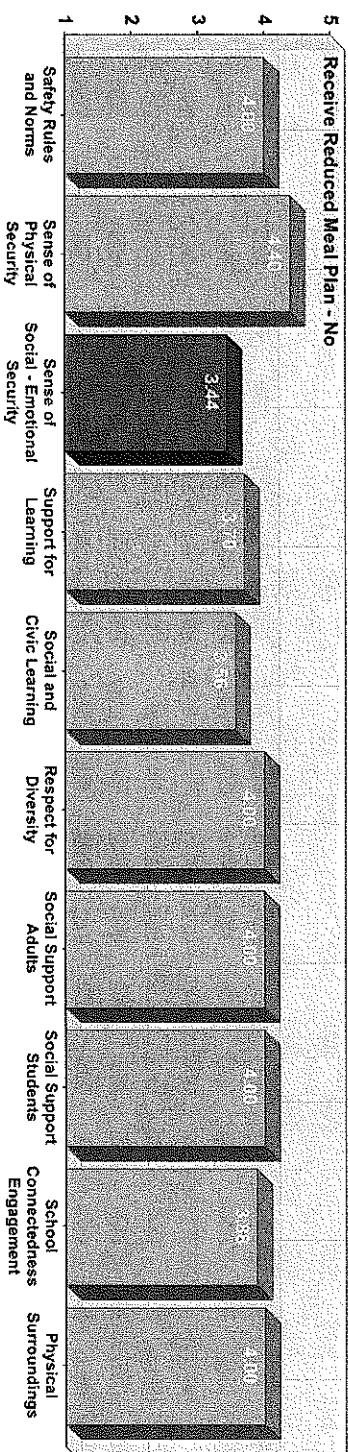
Details on sub-group sizes can be seen in the Demographic Profiles starting on page 27.



# III. In-Depth Profiles

## Sub-Group Ratings: Parents

School Climate Dimensions - Parent by Economic Status



= median rating in the negative range (scores lower than 2.5 on a 5-point scale)

= median rating in the neutral range (scores between 2.5 and 3.5 on a 5-point scale)

= median rating in the positive range (scores above 3.5 on a 5-point scale)

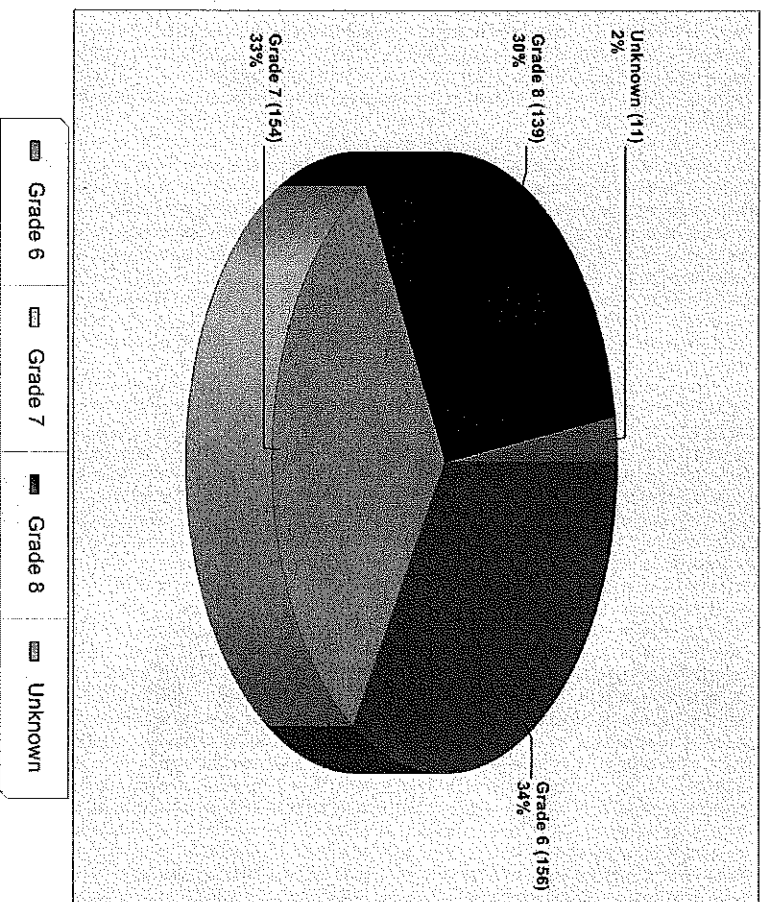
Details on sub-group sizes can be seen in the Demographic Profiles starting on page 27.

# VI. Detailed Findings




## Demographic Profiles

Students by Grade



Students by Gender

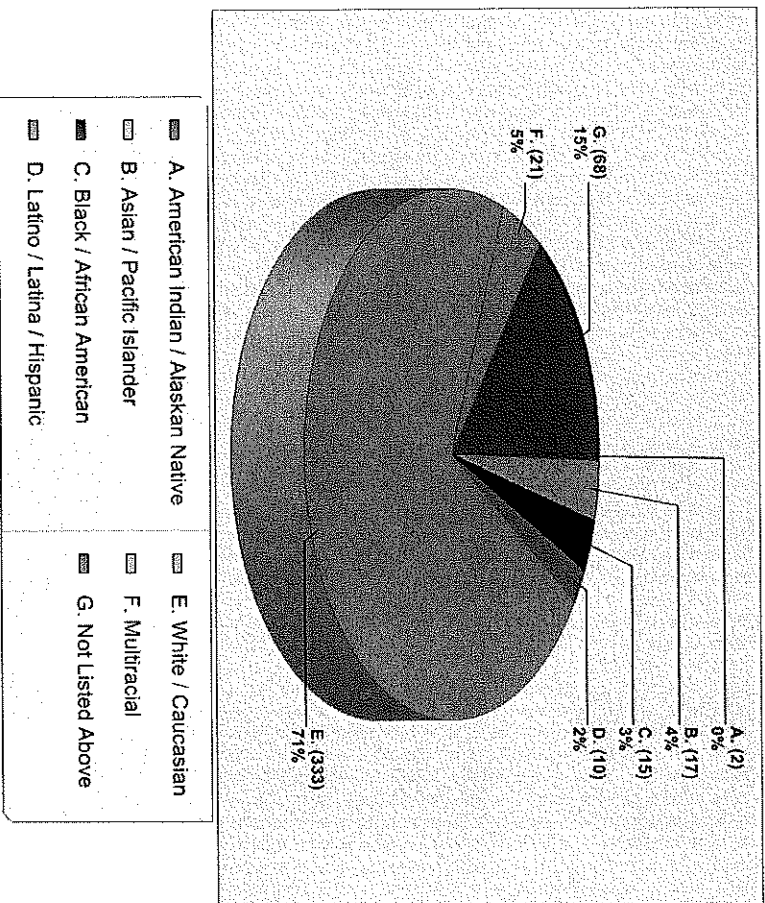




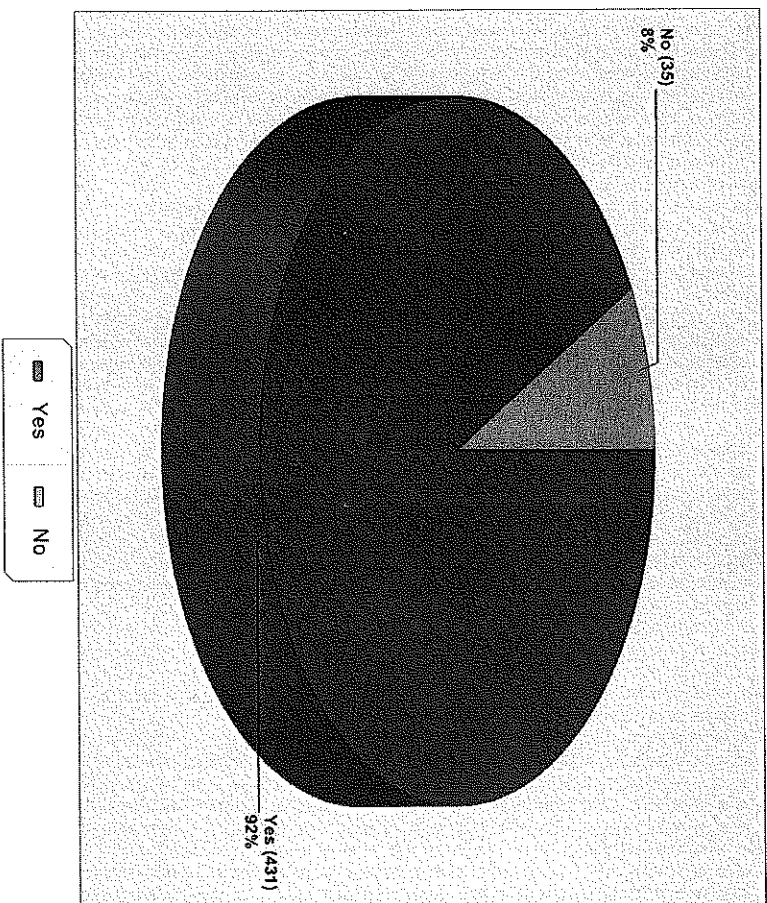
# VI. Detailed Findings

## Demographic Profiles

Students by Race/Ethnicity



Students by First Language - English



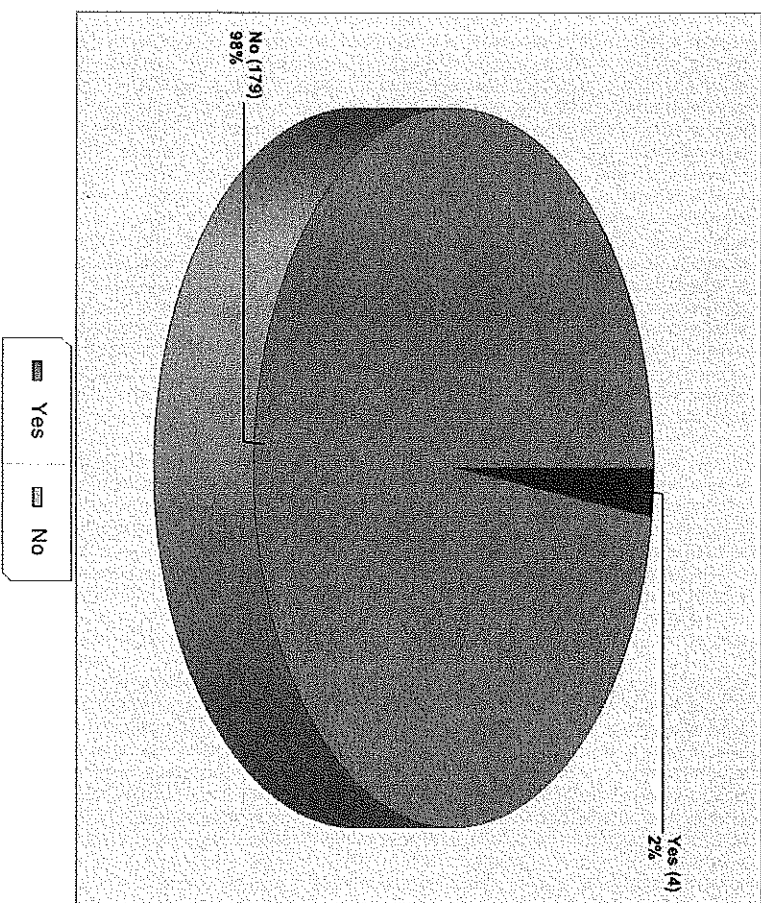


# VI. Detailed Findings

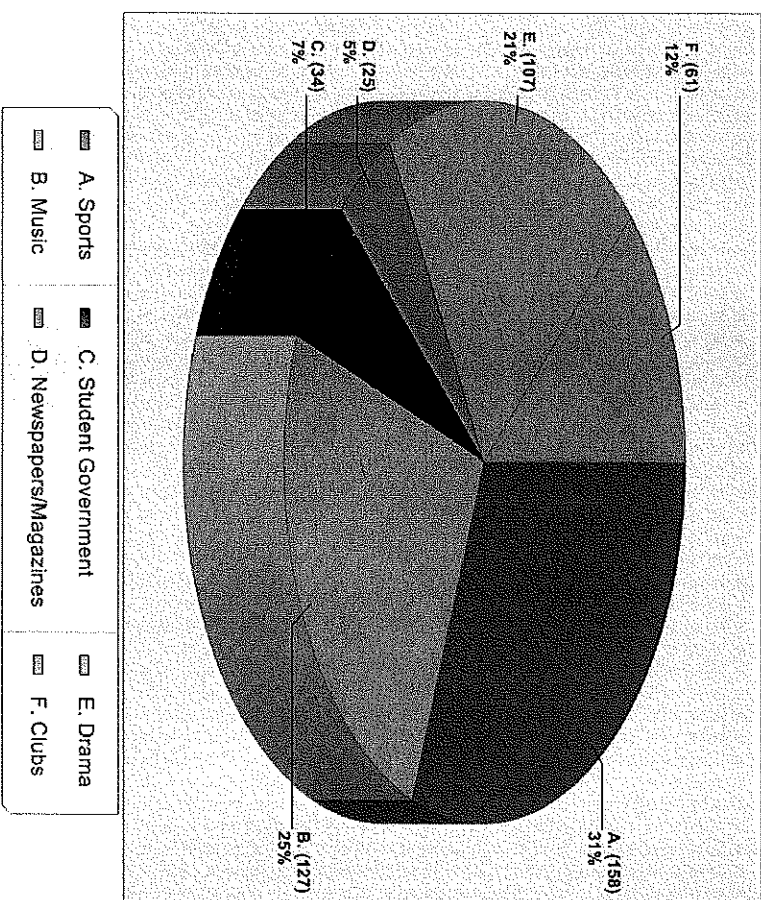


## Demographic Profiles

### Receive Reduced Meal Plan



### Students by Extra-Curricular Activity

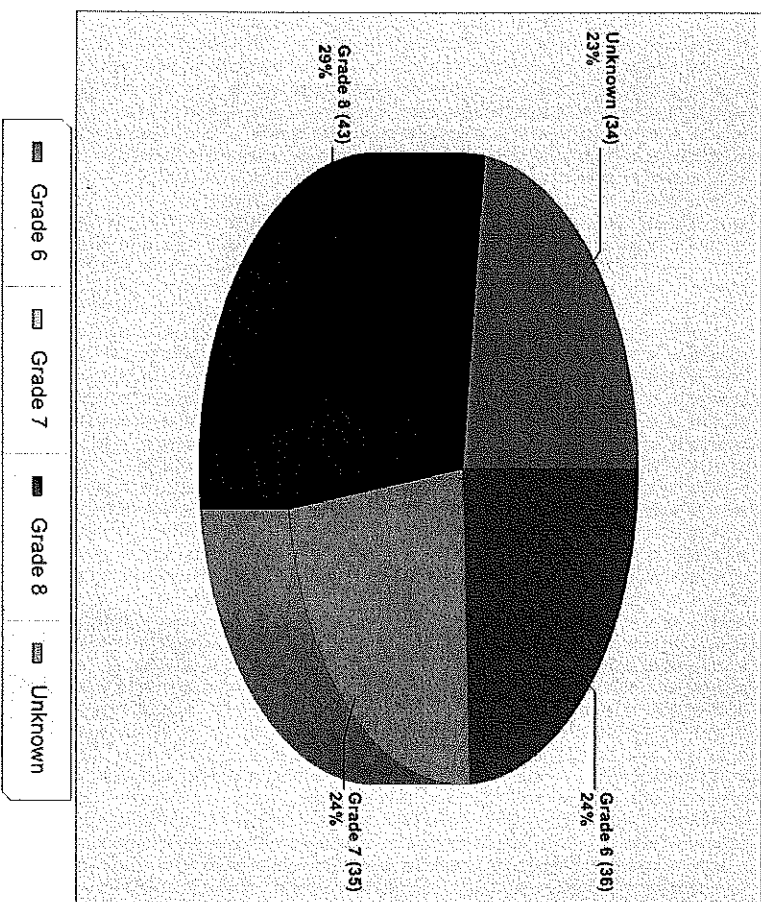




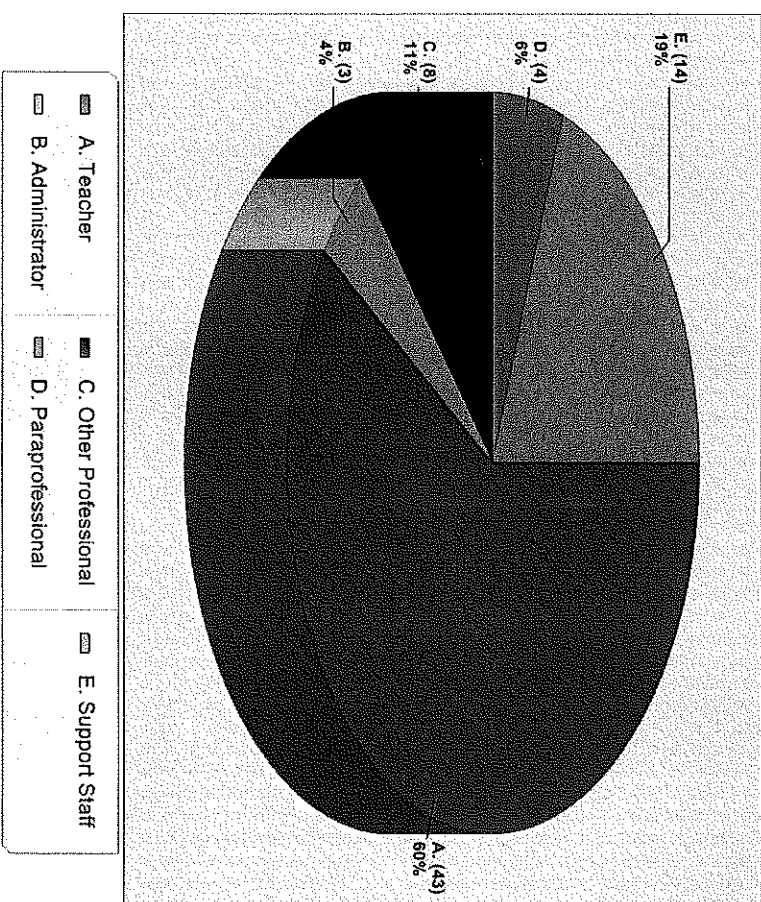
# VI. Detailed Findings

## Demographic Profiles

School Personnel by Grade



School Personnel by Position

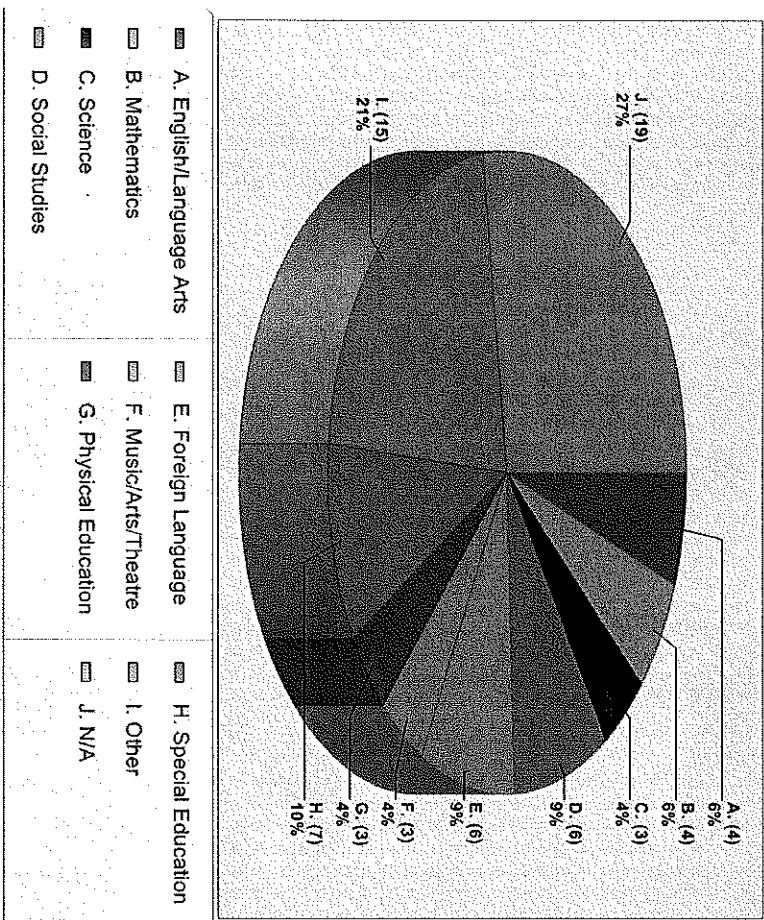


# VI. Detailed Findings




## Demographic Profiles

School Personnel by Department



School Personnel by Gender









# VI. Detailed Findings

## Demographic Profiles

School Personnel by Years Experience



School Personnel by Years Experience at this school

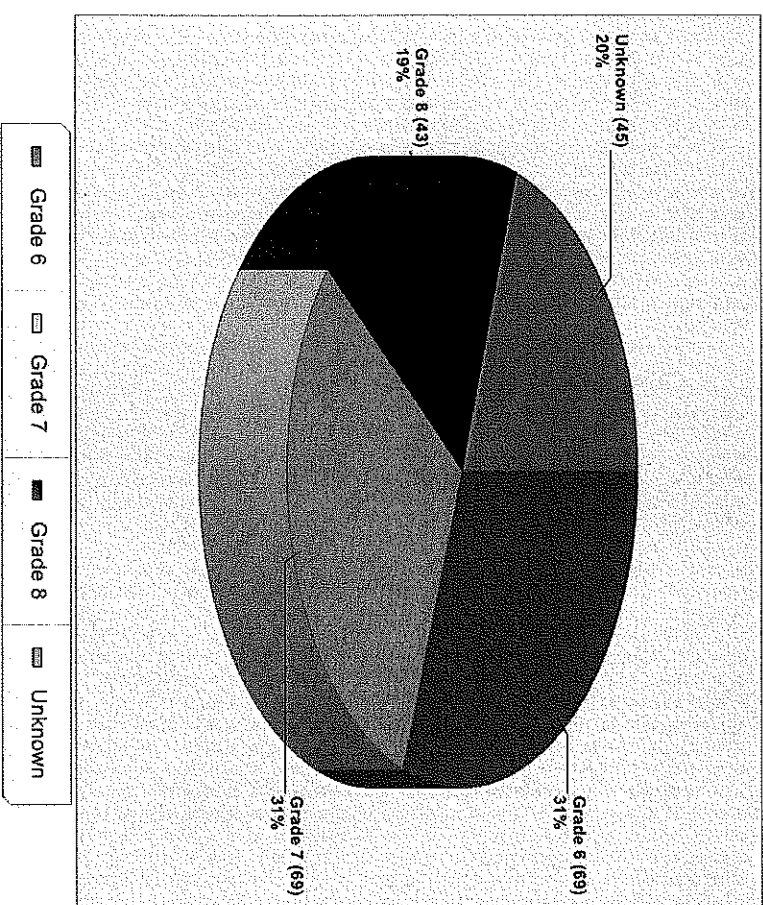


# VI. Detailed Findings

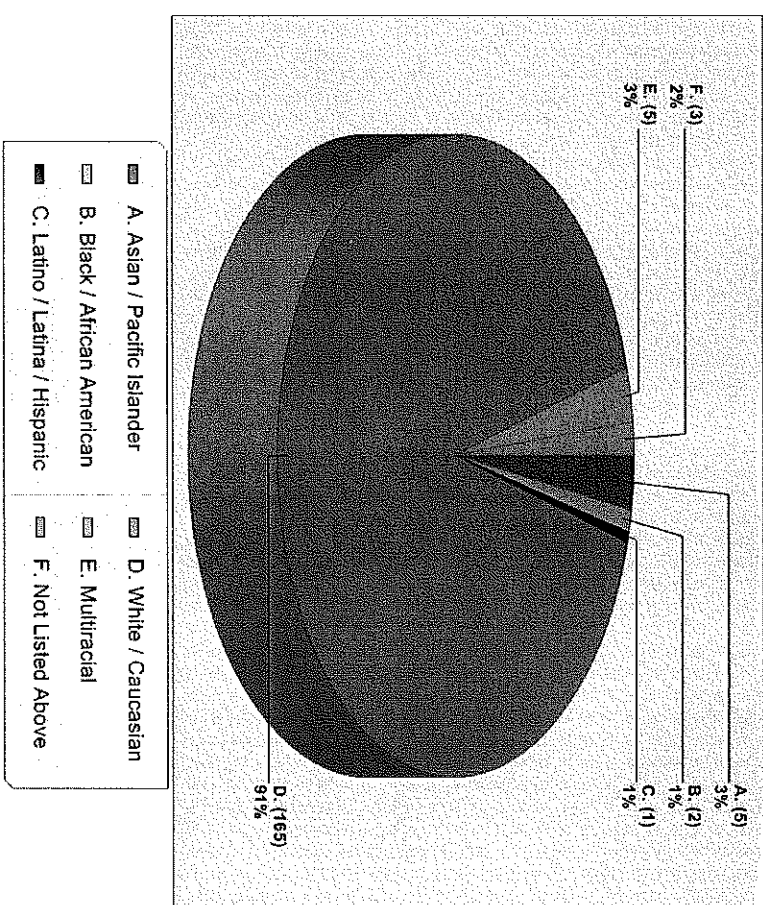


## Demographic Profiles

Parents by Grade



Parents by Race/Ethnicity





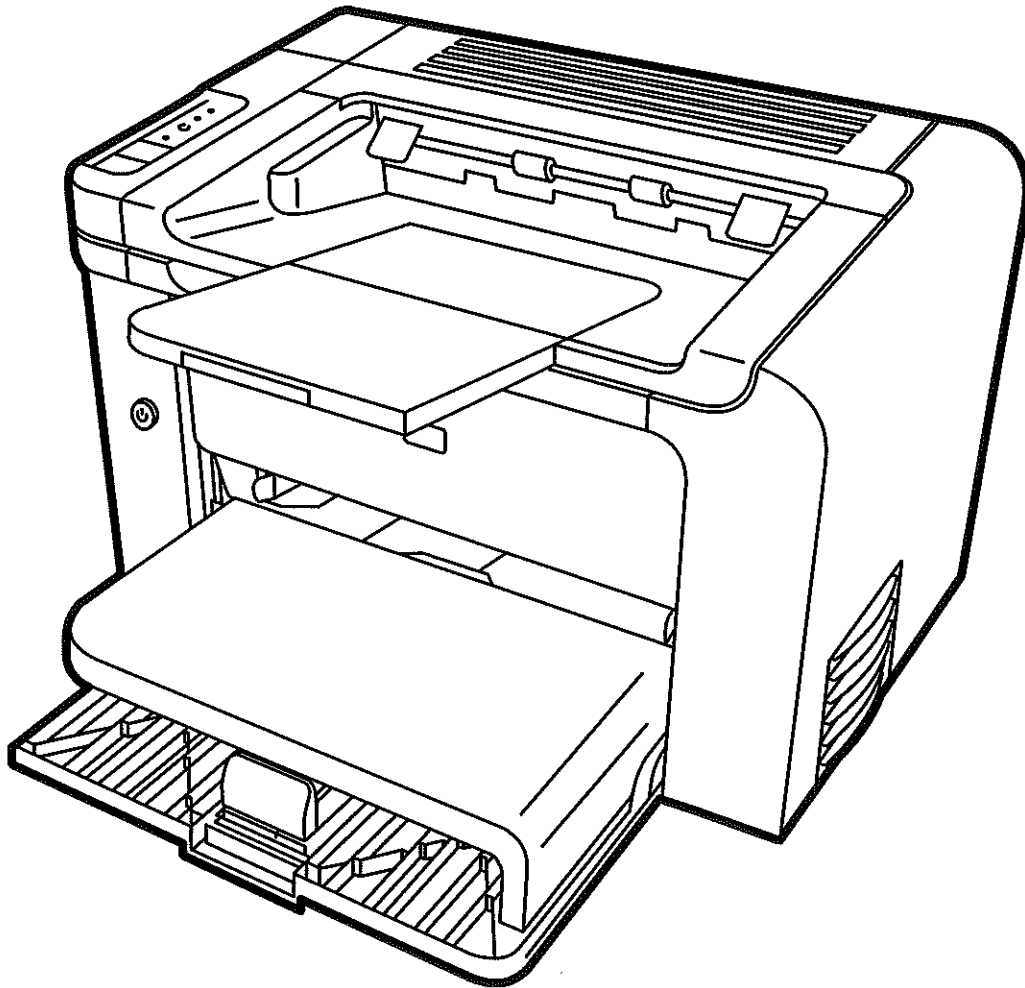




The CSCI has been developed by the National School Climate Center (NSCC)  
545 8th Avenue, Suite 930, New York, NY 10023 | 212.707.8799 | [schoolclimate.org](http://schoolclimate.org)



# LASERJET PROFESSIONAL P1600 Printer Series



## Print wirelessly from mobile devices

If you can e-mail it, you can print it, using HP ePrint. Simply e-mail a document to your printer, without software or drivers.<sup>1</sup> Effortless setup—no CD installation required—using HP Smart Install.<sup>3</sup>

## Performance and Value

Get bold, crisp text and sharp images with HP FastRes 1200 and Original HP toner.

## Environmental Leadership

Save paper by as much as 50% with automatic two-sided printing. Reduce your impact on the environment with power-saving features like Instant-on Technology<sup>4</sup> and HP Auto-Off/Auto-On Technology.

ePrint<sup>1</sup>



10/100



networking

2-sided printing



Smart Install<sup>3</sup>



Print



up to  
26 PPM/25 PPM

Auto-Off/Auto-On



Technology

[www.hp.com](http://www.hp.com)

<sup>1</sup> Requires an Internet connection to the printer. Feature works with any Internet- and e-mail-capable device. Print times may vary. For a list of supported documents and image types, see [www.hp.com/go/eprintcenter](http://www.hp.com/go/eprintcenter).

<sup>2</sup> Supports iOS 4.2 devices (iPad®, iPhone® 4, iPhone® 3GS, iPod touch® 3rd, 4th generation) that support multi-tasking. Works with HP ePrint-enabled printers and all-in-ones. AirPrint™ and iOS 4.2 devices require an 802.11 "Wireless network" connection to the printer. Wireless performance is dependent upon physical environment and distance from the access point. AirPrint and the AirPrint logo are trademarks of Apple Inc. iPad, iPhone, and iPod touch are trademarks of Apple Inc., registered in the U.S. and other countries.

<sup>3</sup> For Windows only

<sup>4</sup> First page out in less than 8.5 seconds