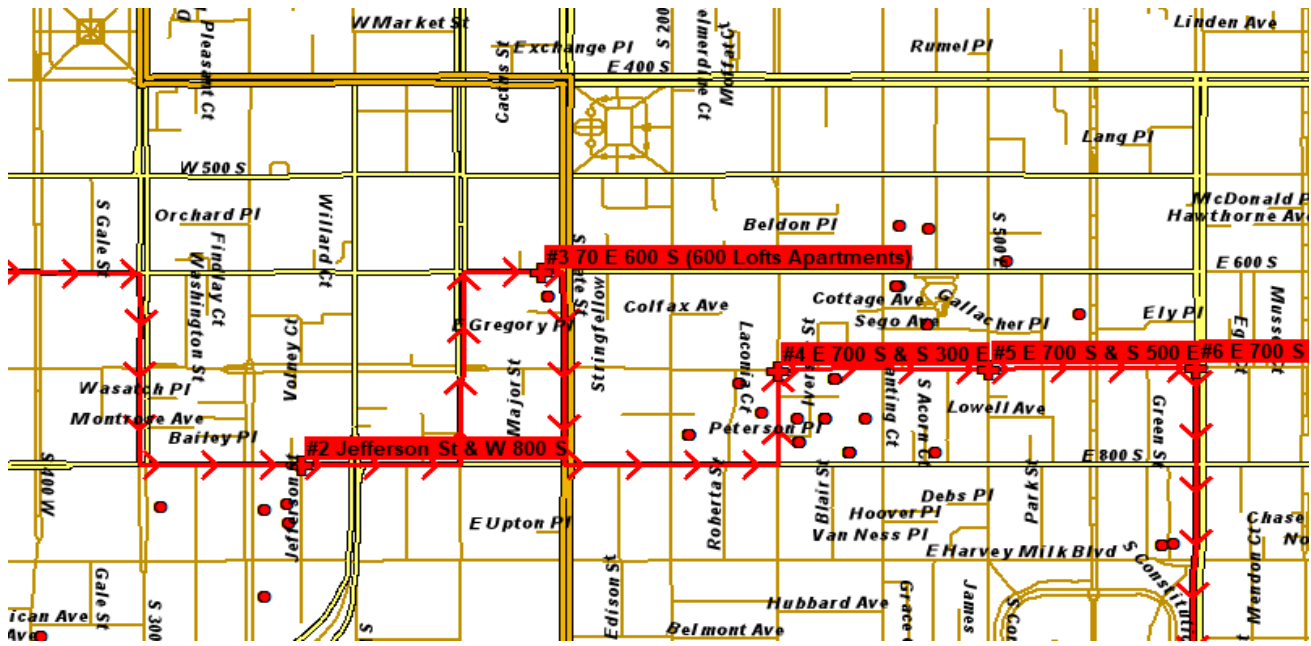


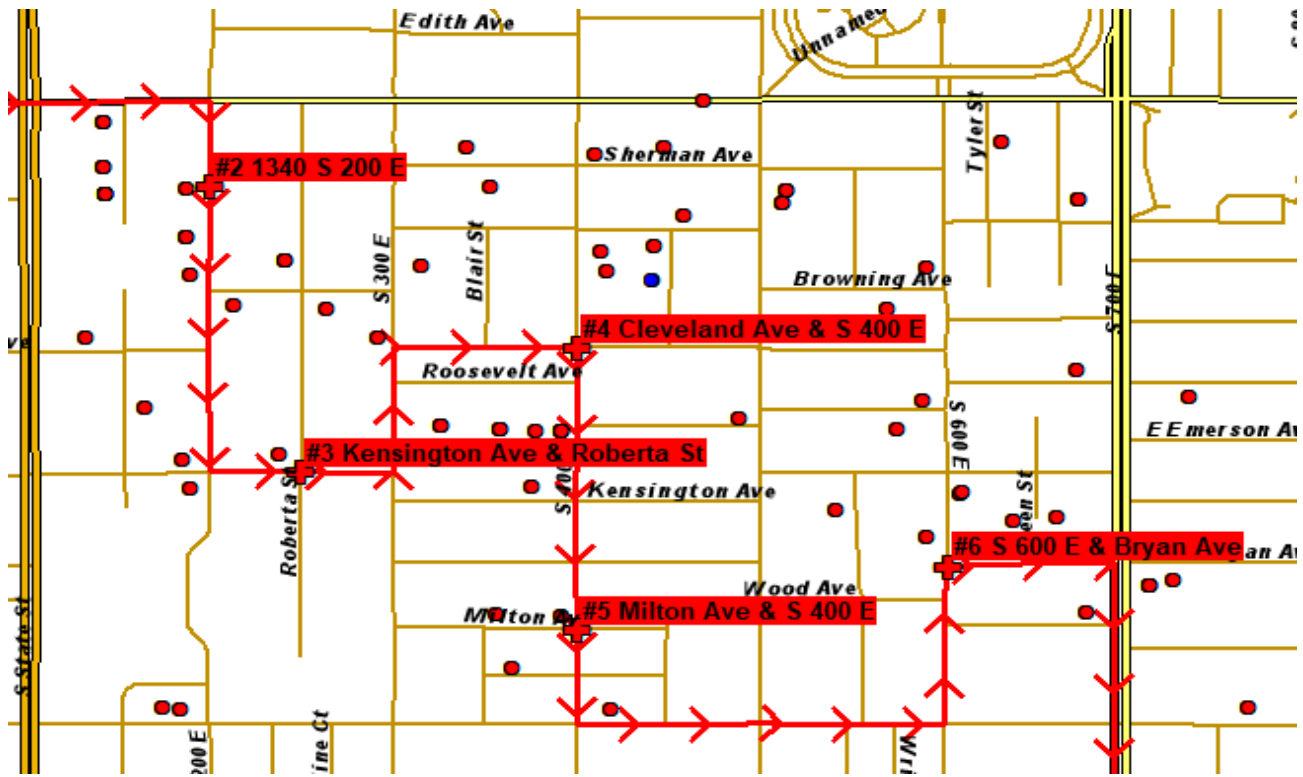
ROUTE 516

STOP	AM TIME	PM TIME
S WEST TEMPLE & MEAD AVE	8:12	3:47
LUCY AVE & S WEST TEMPLE	8:14	3:46
S WEST TEMPLE & MERRIMAC AVE	8:16	3:43



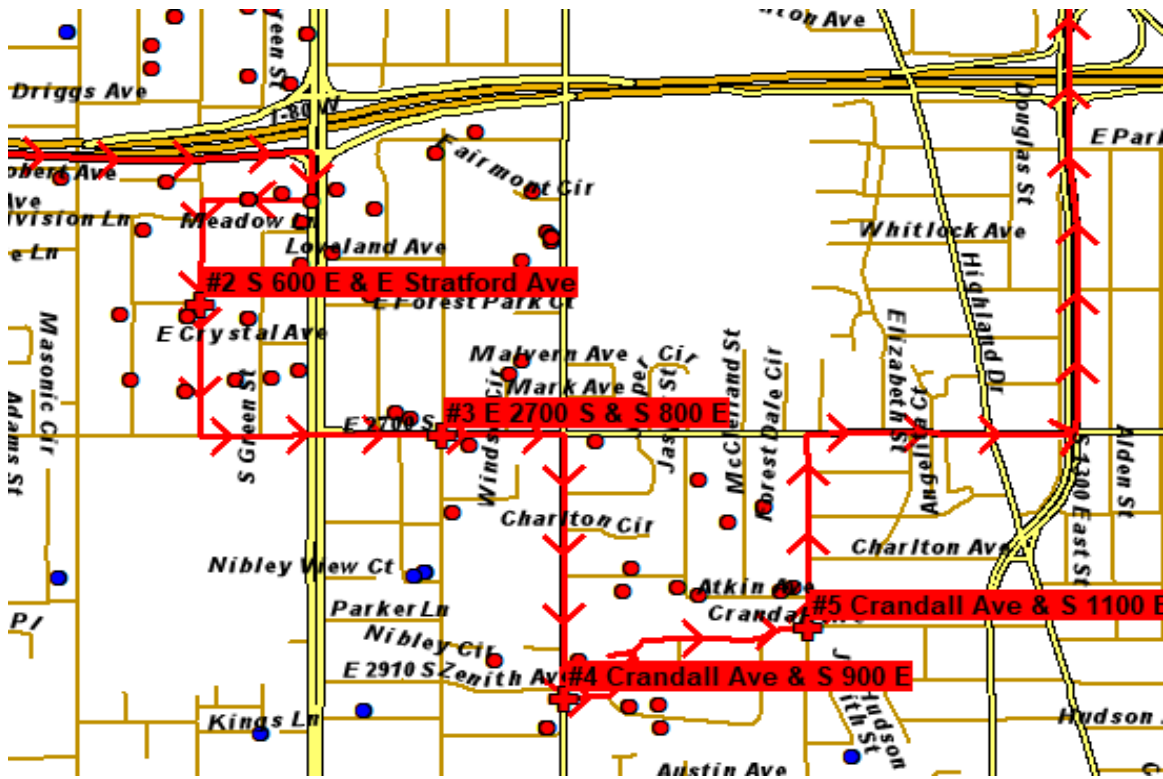
ROUTE 517

STOPS	AM TIME	PM TIME
JEFFERSON ST & W 800 S	8:09	3:48
70 E 600 S (600 LOFTS APARTMENTS)	8:11	3:51
E 700 S & S 300 E	8:14	3:54
E 700 S & S 500 E	8:17	3:57
E 700 S & S 700 E	8:18	3:58



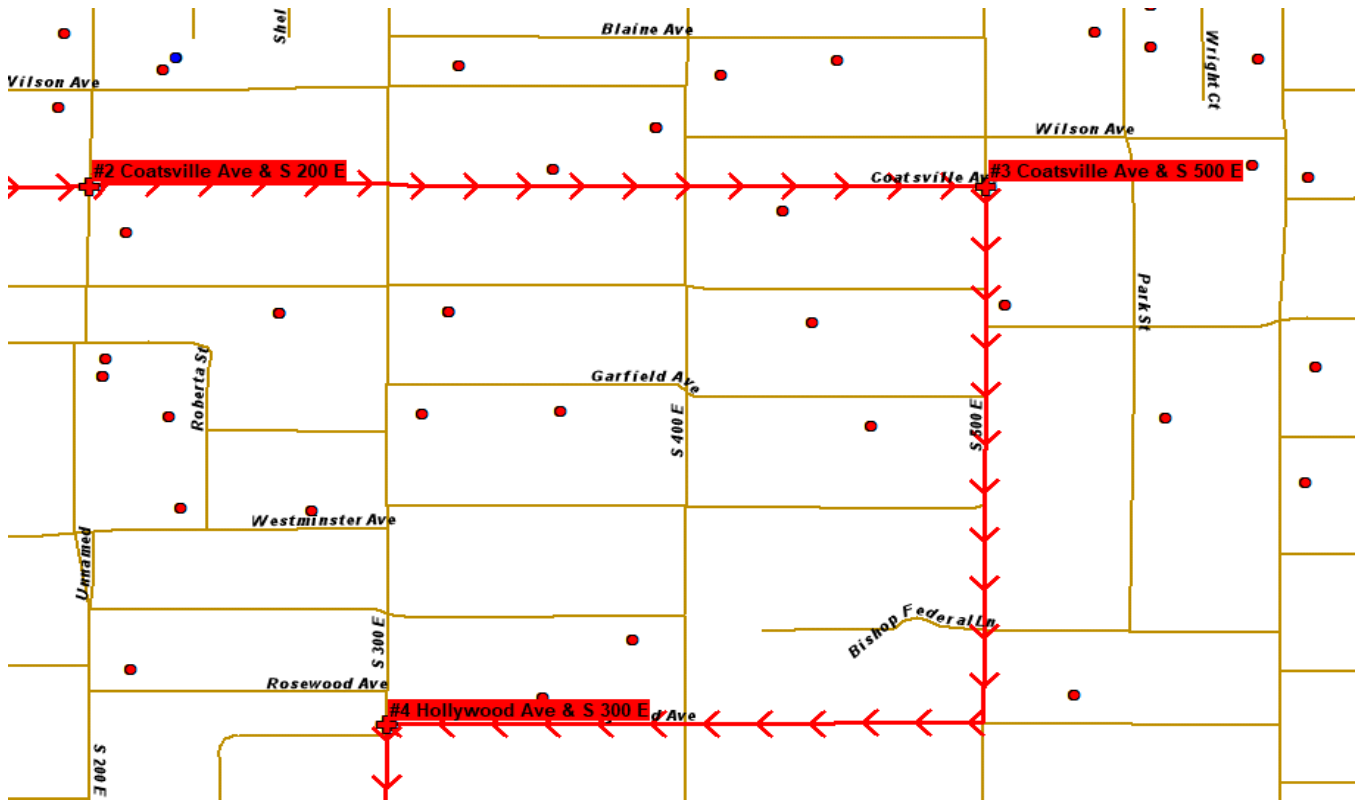
ROUTE 518

STOPS	AM TIME	PM TIME
1340 S 200 E	8:13	3:43
KENSINGTON AVE & ROBERTA ST	8:15	3:42
CLEVELAND AVE & S 400 E	8:17	3:39
MILTON AVE & S 400 E	8:19	3:38
S 600 E & BRYAN AVE	8:21	3:35



ROUTE 519

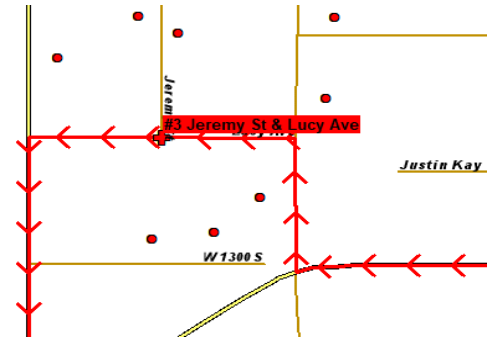
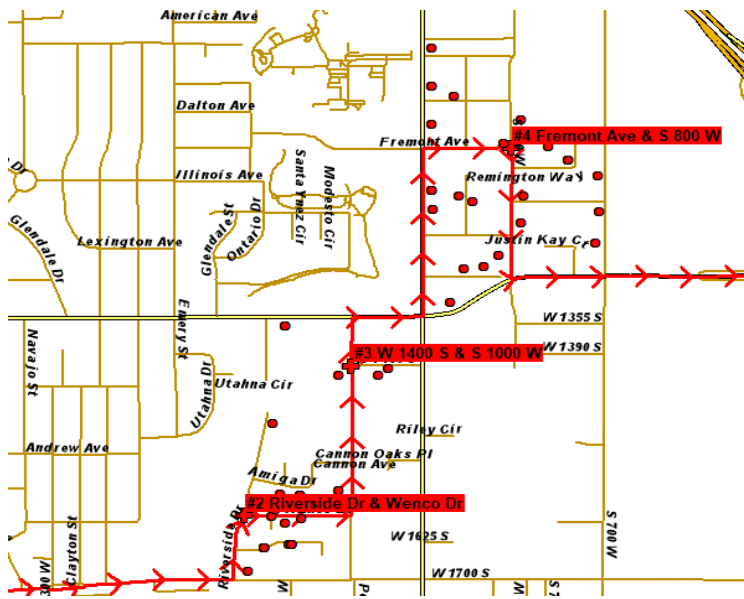
STOPS	AM TIME	PM TIME
S 600 E & E STRATFORD AVE	8:14	3:36
E 2700 S & S 800 E	8:17	3:40
CRANDALL AVE & S 900 E	8:20	3:43
CRANDALL AVE & S 1100 E	8:22	3:44



ROUTE 520

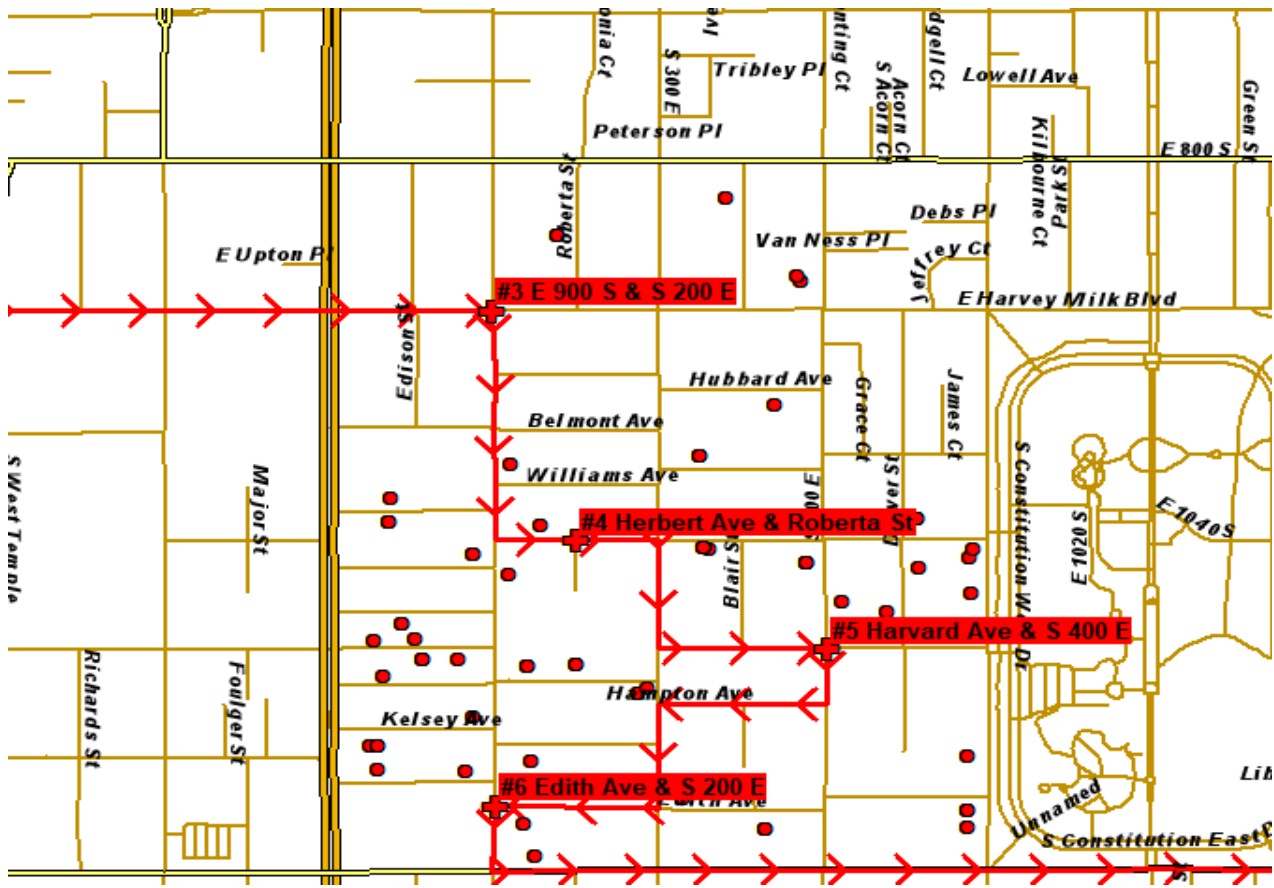
STOPS

	AM TIME	PM TIME
COATSVILLE AVE & S 200 E	8:16	3:41
COATSVILLE AVE & S 500 E	8:18	3:38
HOLLYWOOD AVE & S 300 E	8:21	3:34



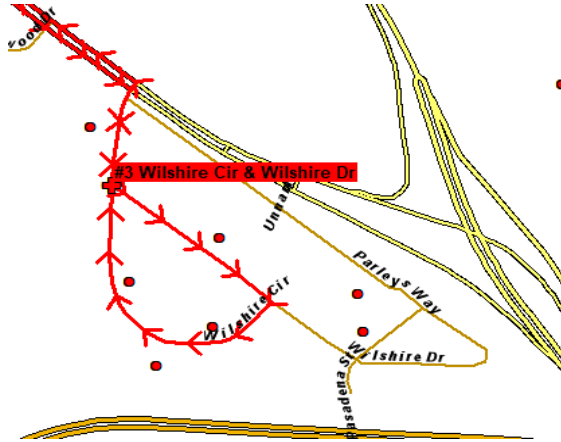
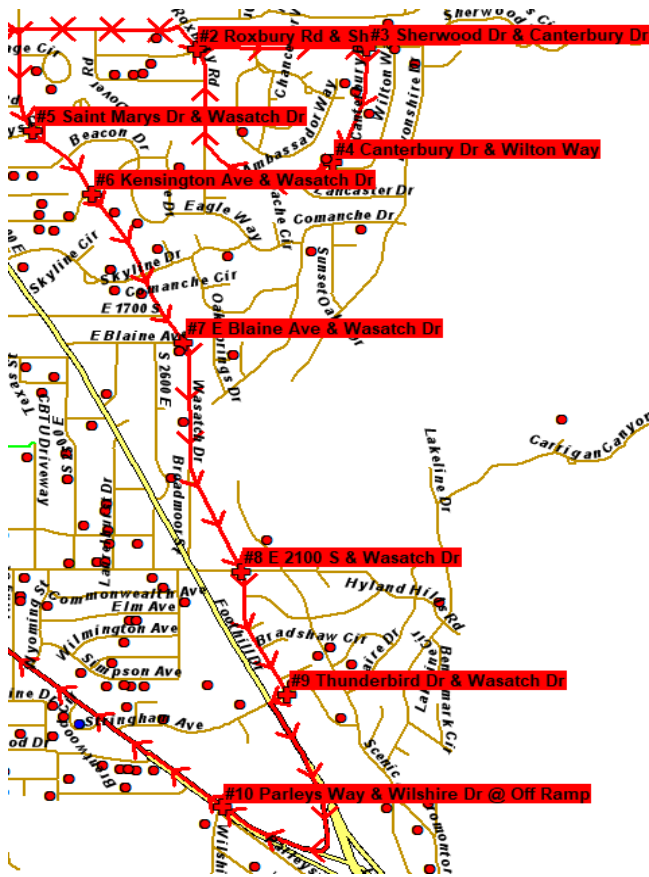
ROUTE 521

STOP	AM TIME	PM TIME
RIVERSIDE DR & WENCO DR	8:04	3:45 JEREMY ST & LUCY AVE
W 1400 S & S 1000 W	8:07	3:49 W 1400 S & S 1000 W
FREMONT AVE & S 800 W	8:09	3:47 RIVERSIDE DR & WENCO DR



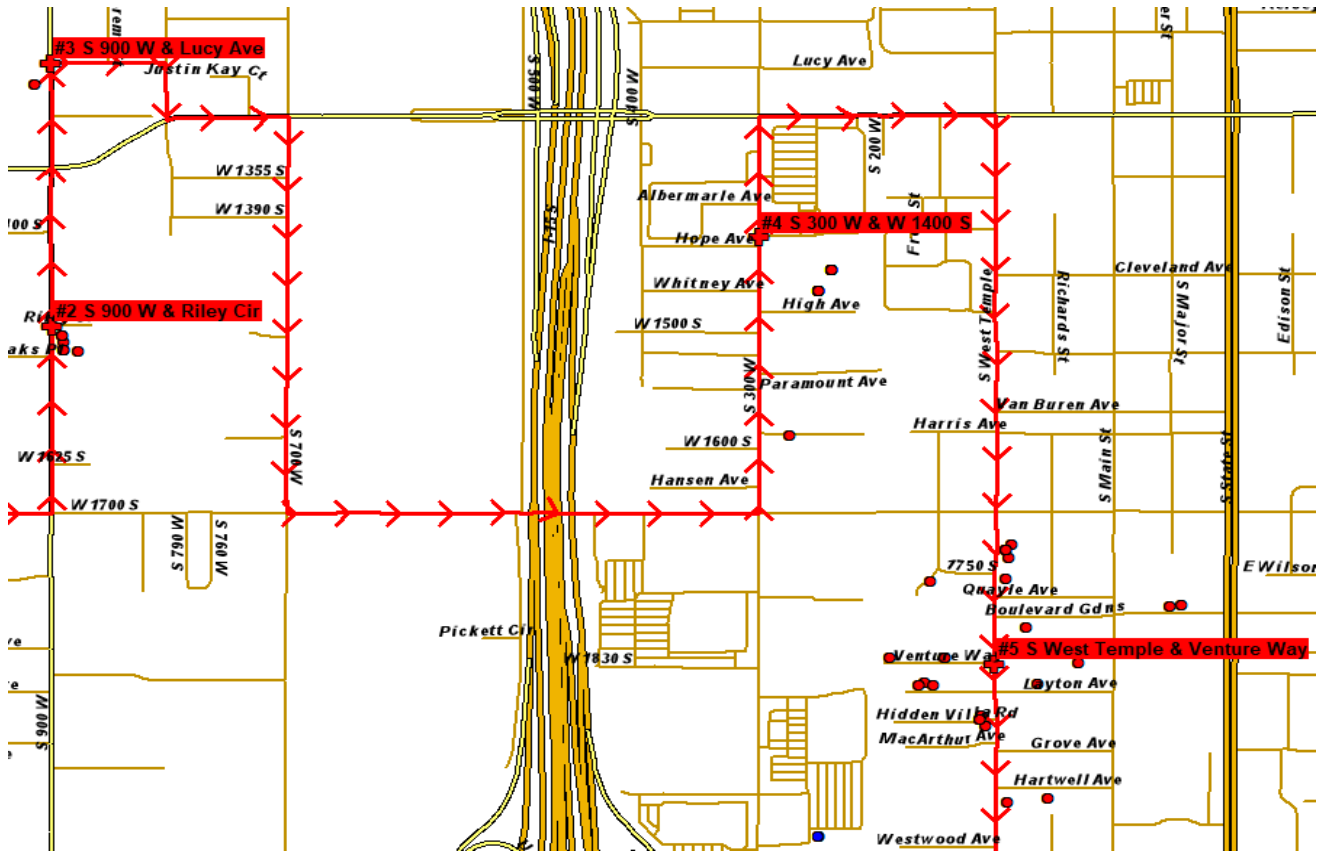
ROUTE 522

STOP	AM TIME	PM TIME
S 800 W & W HARVEY MILK BLVD	8:06	3:50
E 900 S & S 200 E	8:12	3:45
HERBERT AVE & ROBERTA ST	8:13	3:43
HARVARD AVE & S 400 E	8:15	3:41
EDITH AVE & S 200 E	8:17	3:38



ROUTE 523

STOPS	AM TIME	PM TIME
ROXBURY RD & SHERWOOD DR	7:56	3:45 WILSHIRE CIR & WILSHIRE DR
SHERWOOD DR & CANTERBURY DR	7:57	3:52 THUNDERBIRD DR & WASATCH DR
CANTERBURY DR & WILTON WAY	7:58	3:57 E 2100 S & WASATCH DR
SAINT MARYS DR & WASATCH DR	8:02	4:02 E BLAINE AVE & WASATCH DR
KENSINGTON AVE & WASATCH DR	8:04	4:06 KENSINGTON AVE & WASATCH DR
E BLAINE AVE & WASATCH DR	8:06	4:08 SAINT MARYS DR & WASATCH DR
E 2100 S & WASATCH DR	8:11	4:10 ROXBURY RD & SHERWOOD DR
THUNDERBIRD DR & WASATCH DR	8:15	4:12 CANTERBURY DR & WILTON WAY
PARLEYS WAY & WILSHIRE DR @ OFF RAMP	8:21	4:13 ROXBURY RD & SHERWOOD DR



ROUTE 524

STOPS

- S 900 W & RILEY CIR
- S 900 W & LUCY AVE
- S 300 W & W 1400 S
- S WEST TEMPLE & VENTURE WAY

	AM TIME	PM TIME
S 900 W & RILEY CIR	8:05	3:46
S 900 W & LUCY AVE	8:07	3:48
S 300 W & W 1400 S	8:14	3:39
S WEST TEMPLE & VENTURE WAY	8:18	3:35