



Quick-Start Guide

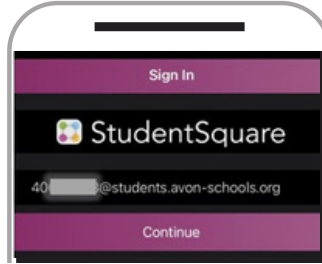
StudentSquare is a safe and secure tool for communication between educators and students in grades 5-12. Here's how to get started.

INSTALL THE APP ON YOUR MOBILE DEVICE AND LOG IN

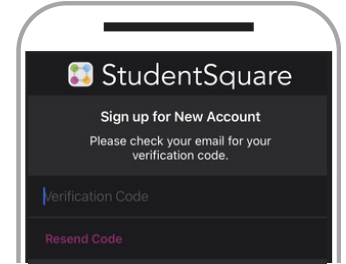
1 Download the iPhone or Android mobile app.



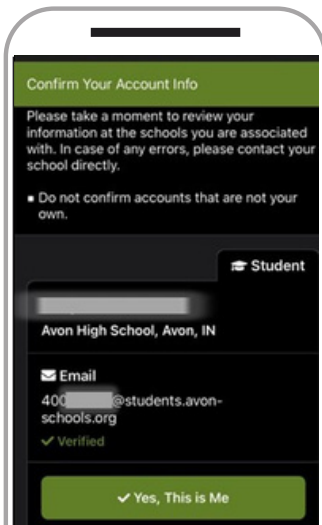
2 Log in with your school email address.



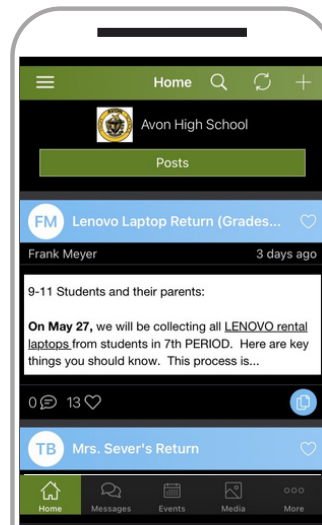
3 Check your school email for a verification code.



4 Create a password and confirm your account.

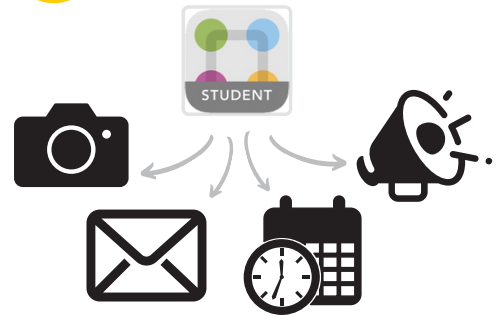


5 Access posts, messages, events and more.



LEARN HOW IT WORKS

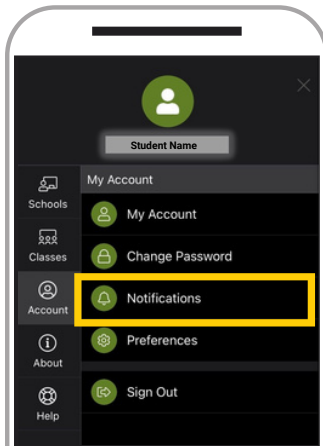
1 Coaches, club leaders, and teachers share updates.



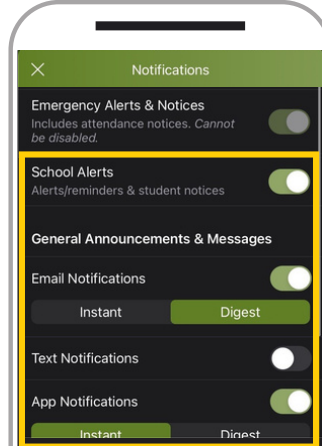
2 You receive info, respond, and get automated reminders. Everyone has easy access to all interactions in one place.

CHOOSE YOUR NOTIFICATION PREFERENCES

1 Tap the '☰' icon at the top-left corner. Then tap 'Account' and 'Notifications.'



2 Select how and when you would prefer to be notified.



NO SMARTPHONE?



Sign in to StudentSquare on the web using your student email address.

mystudentsquare.com/signin

