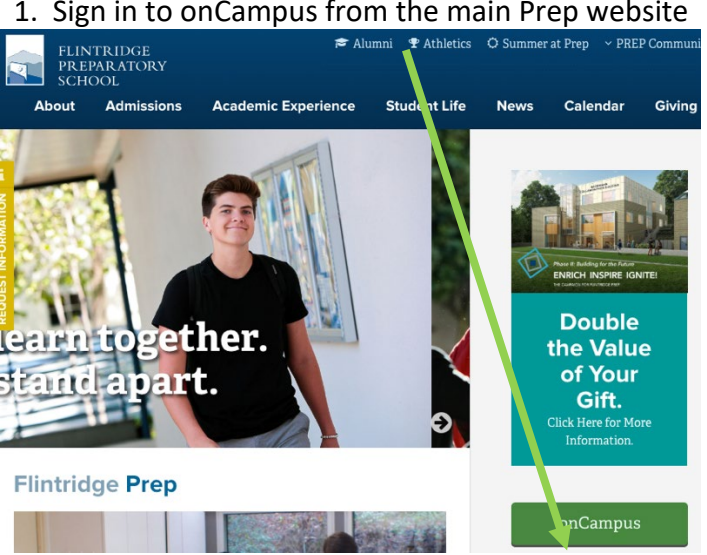



## Creating Login for Magnus App

### 1. Sign in to onCampus from the main Prep website



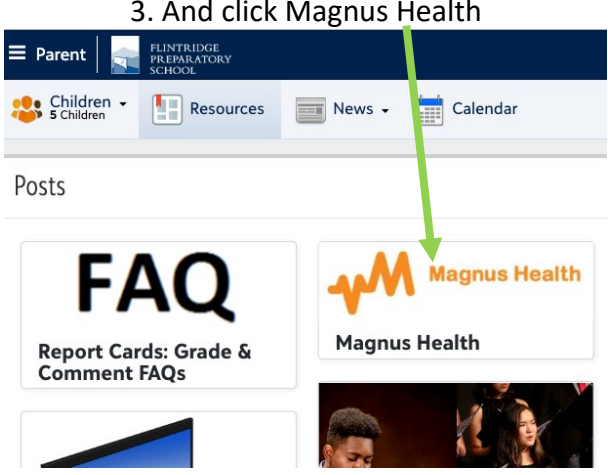
The screenshot shows the Flintridge Preparatory School website. A green arrow points from the 'onCampus' button in the bottom right corner to the next step.

### 2. Go to Resources



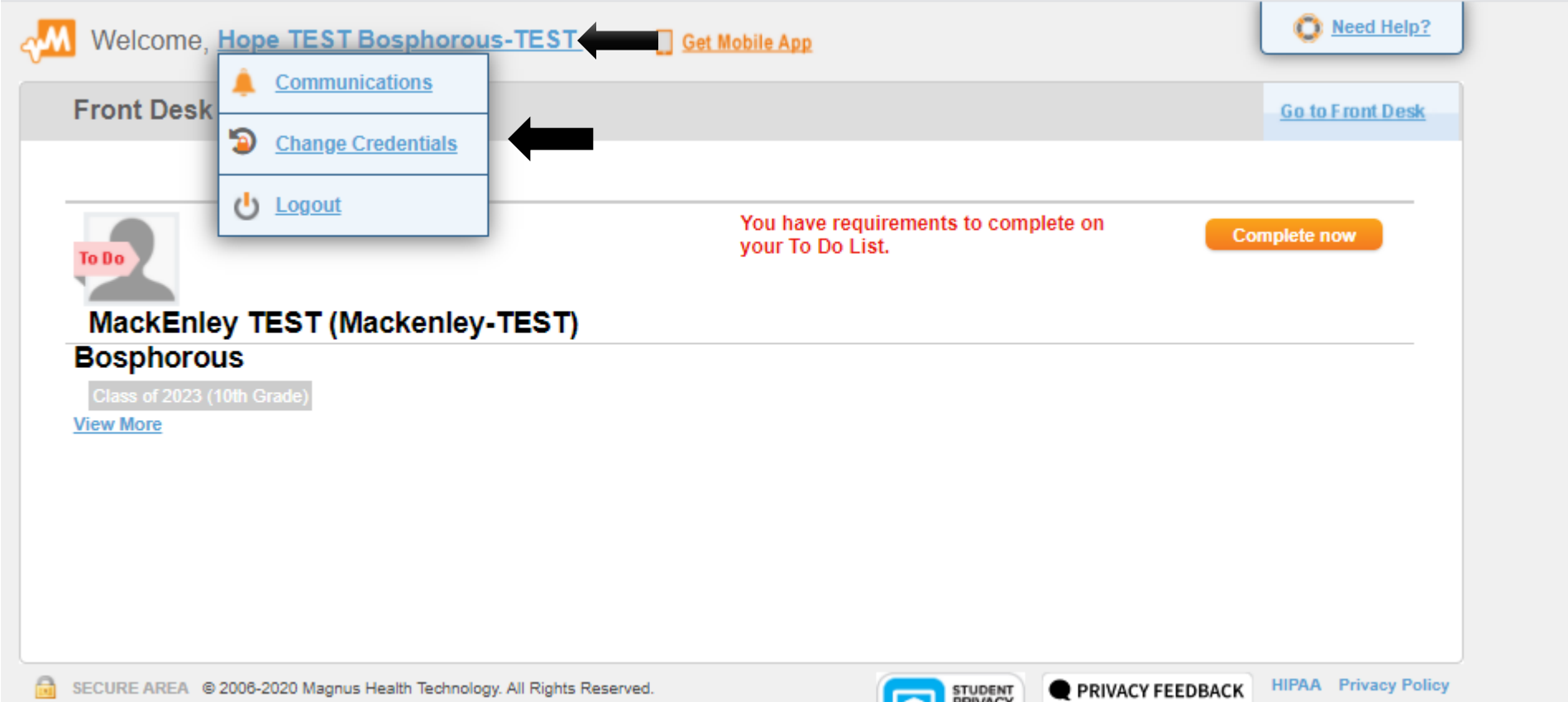
The screenshot shows a page titled 'Resources' with a grid icon.

### 3. And click Magnus Health



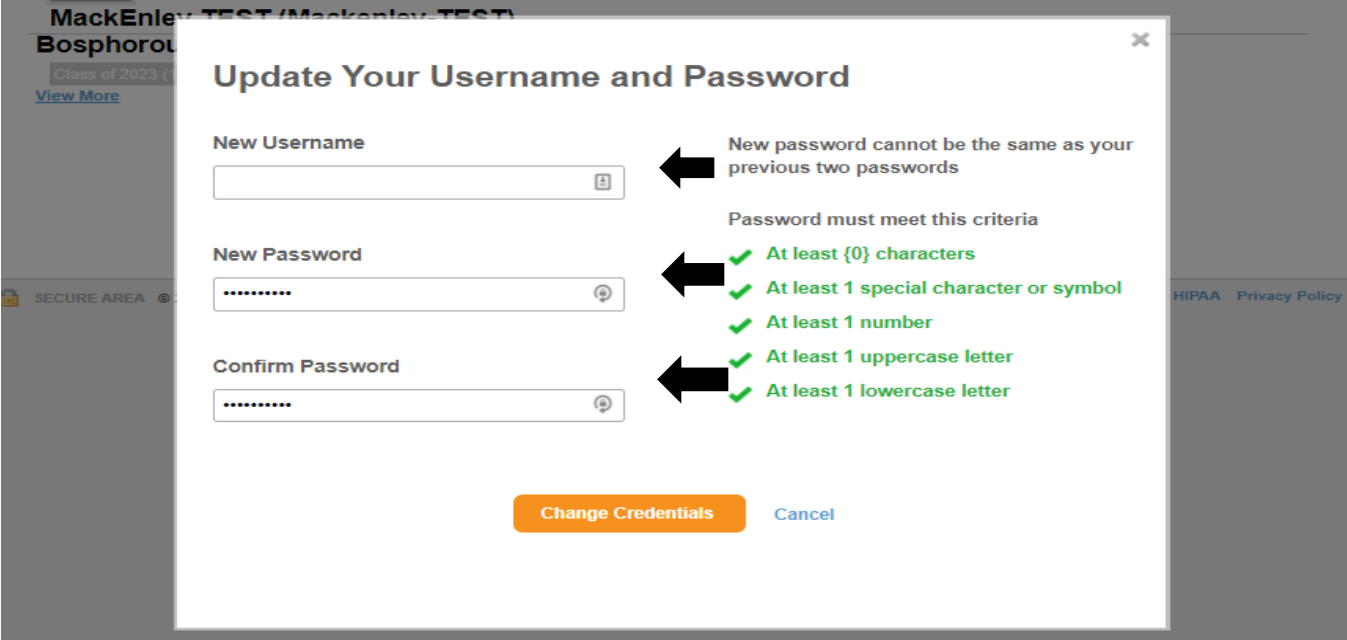
The screenshot shows the 'Magnus Health' section on the website. A green arrow points to the 'Magnus Health' link.

Hover over your name and choose "Change Credentials". Note, changing your credentials here will not affect your current username and password. This will create a new login and password for the Magnus app only.



The screenshot shows the user profile page for 'MackEnley TEST (Mackenley-TEST) Bosphorous'. A dropdown menu is open over the user's name, showing options: 'Communications', 'Change Credentials', and 'Logout'. A black arrow points to 'Change Credentials'. The page also features a 'To Do' list, a 'Complete now' button, and a footer with 'SECURE AREA' and 'STUDENT PRIVACY'.

Create a Username & Password that only you know and will remember. This username/password combination will be used as your Magnus mobile app login only.



The screenshot shows the 'Update Your Username and Password' form. It includes fields for 'New Username', 'New Password', and 'Confirm Password'. A list of password criteria is shown on the right: 'New password cannot be the same as your previous two passwords', 'At least {0} characters', 'At least 1 special character or symbol', 'At least 1 number', 'At least 1 uppercase letter', and 'At least 1 lowercase letter'. A 'Change Credentials' button is at the bottom.

## Creating Login for Magnus App

After creating your username and password open your smartphone, download the "Magnus Mobile V2" App and login with your newly created username & password.



Once the app is downloaded on your phone you will be able to click on Covid-19 symptom assessment. Below is a video with instructions on how to complete the COVID-19 App.

<http://training.magnushealth.com/userguide/covid-19-daily-attestation-parent-tutorial/>