

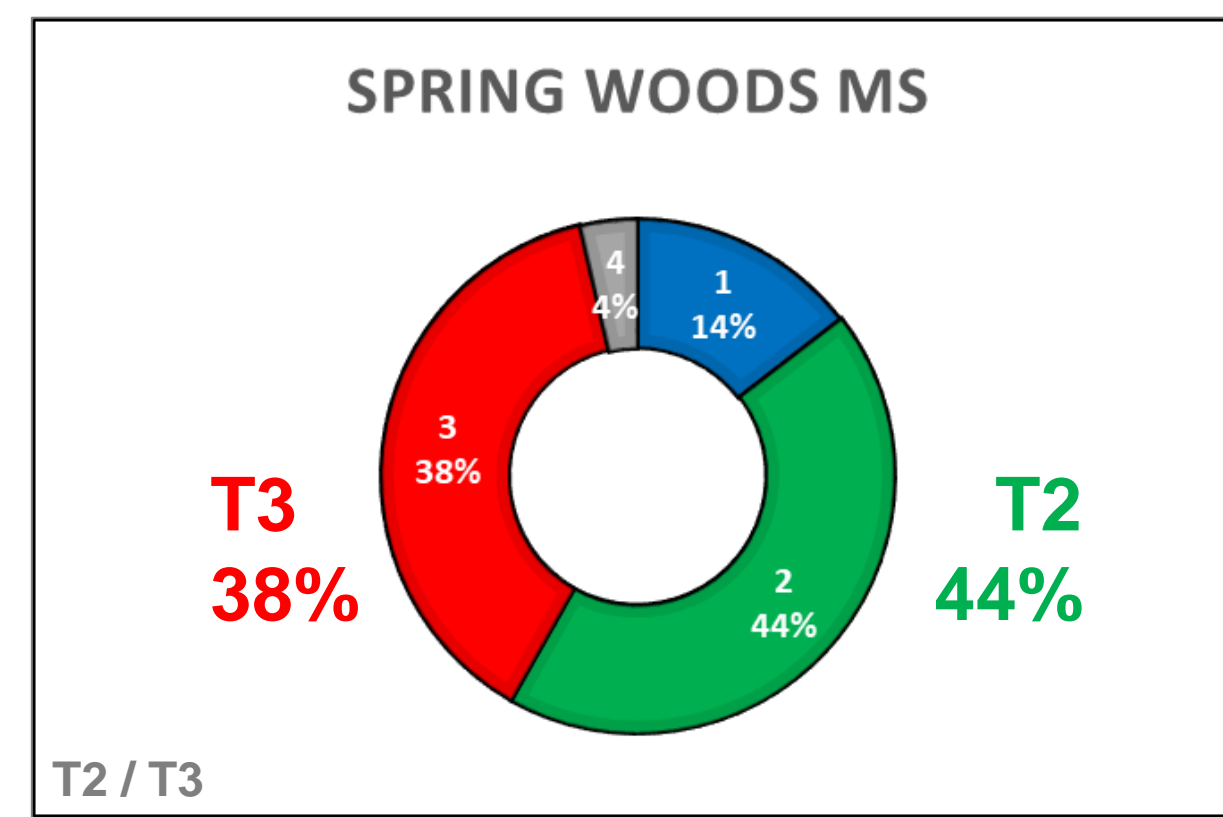
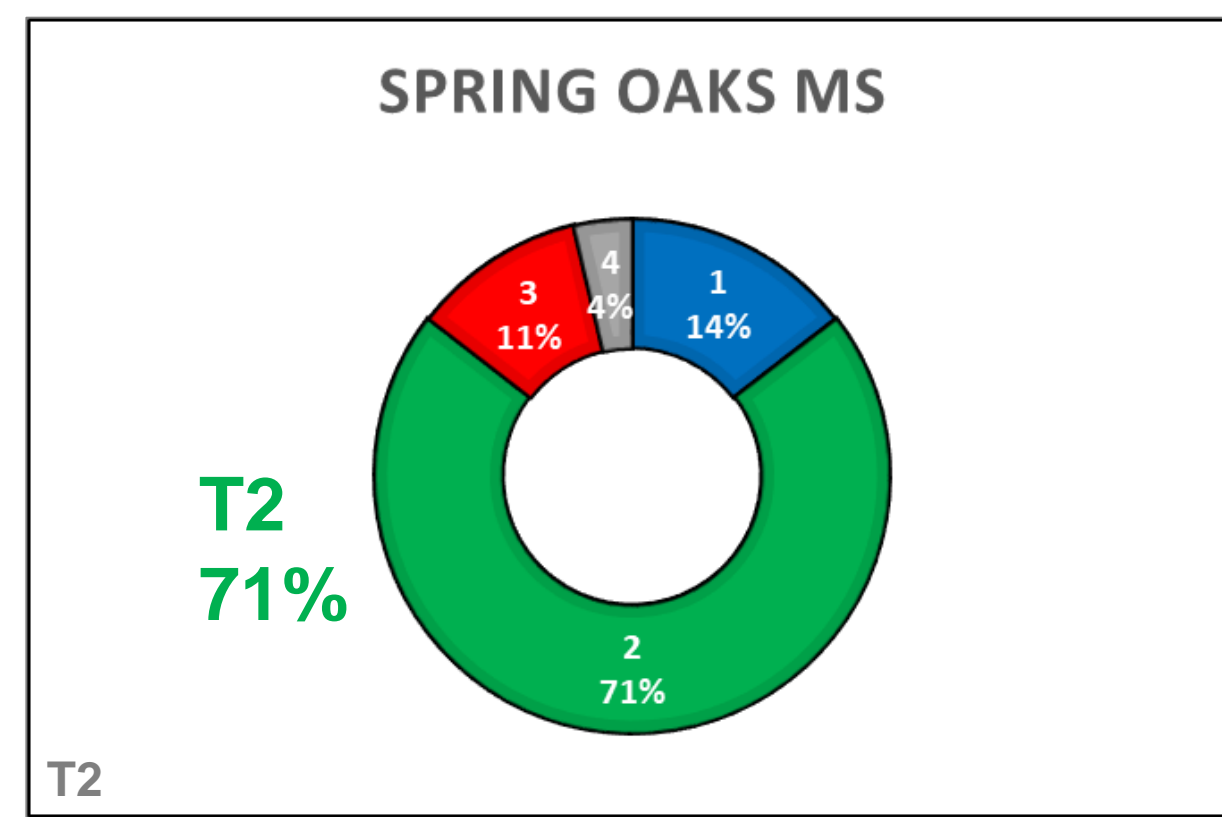
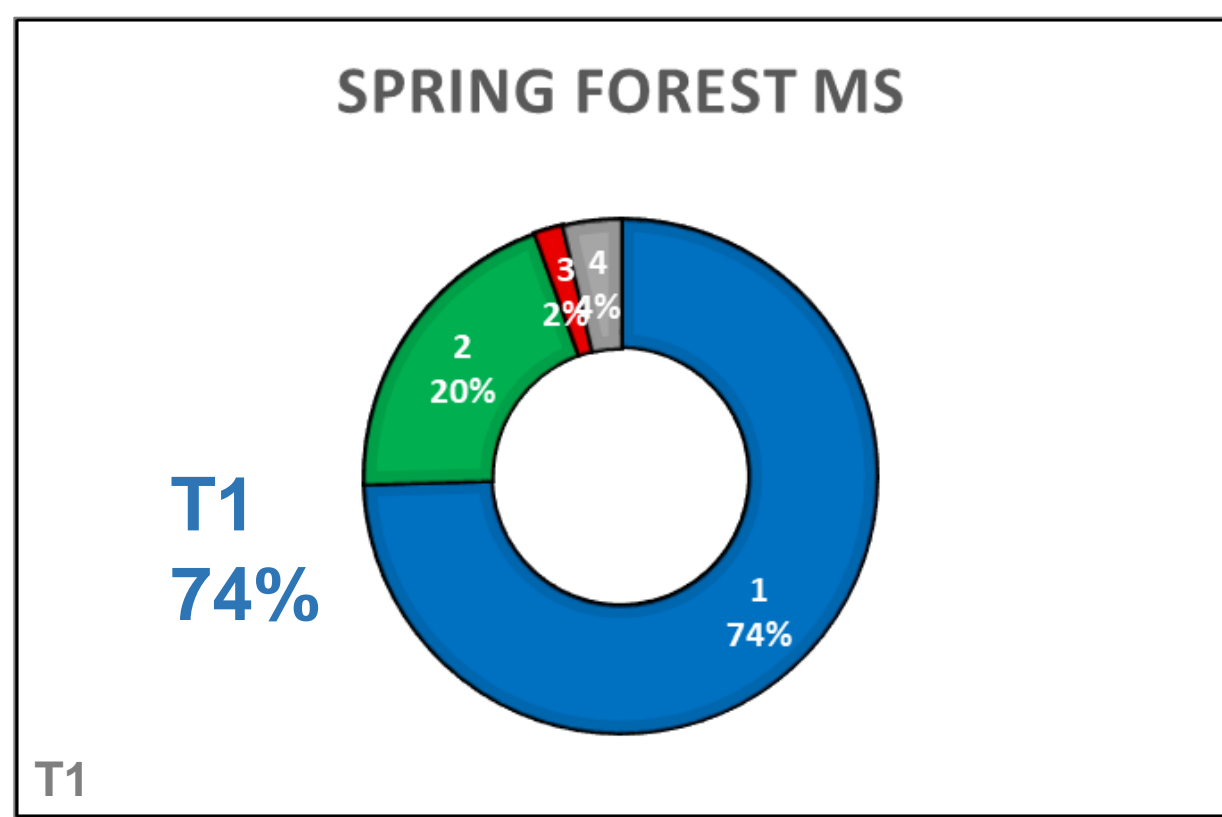
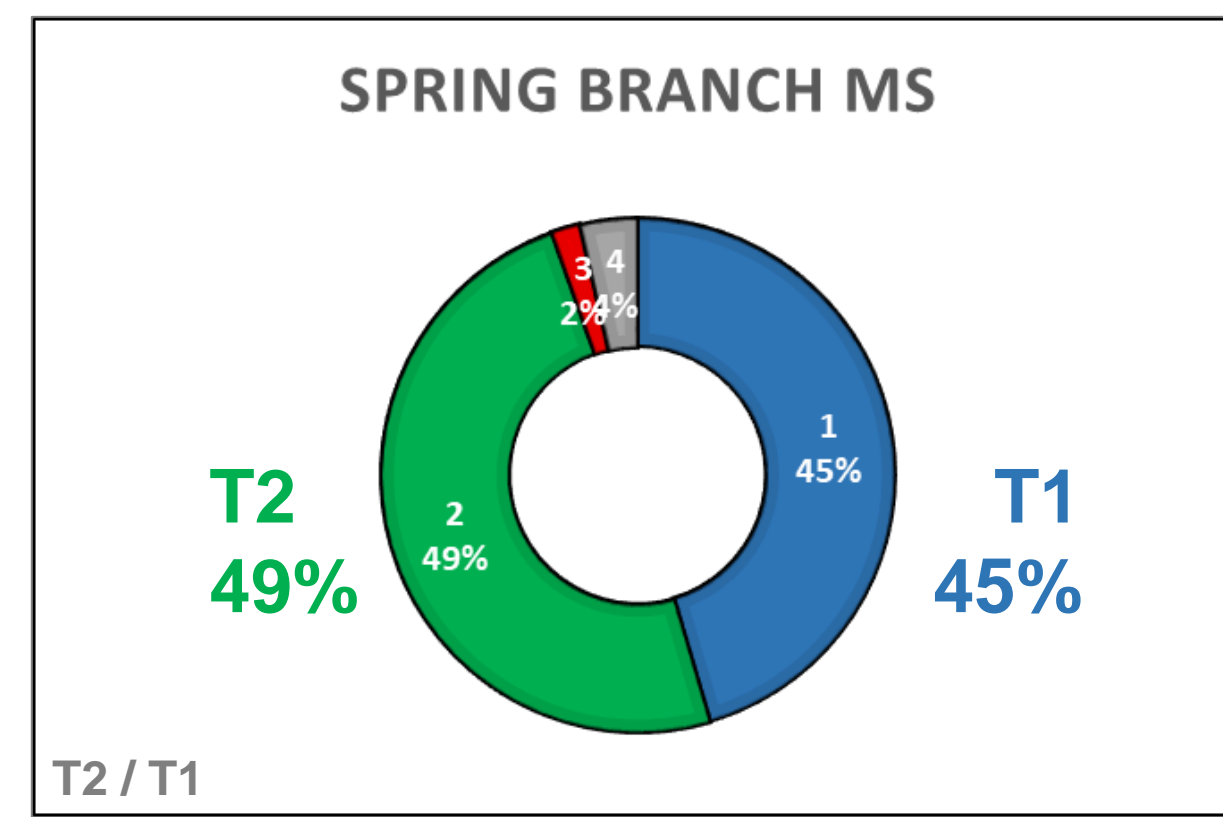
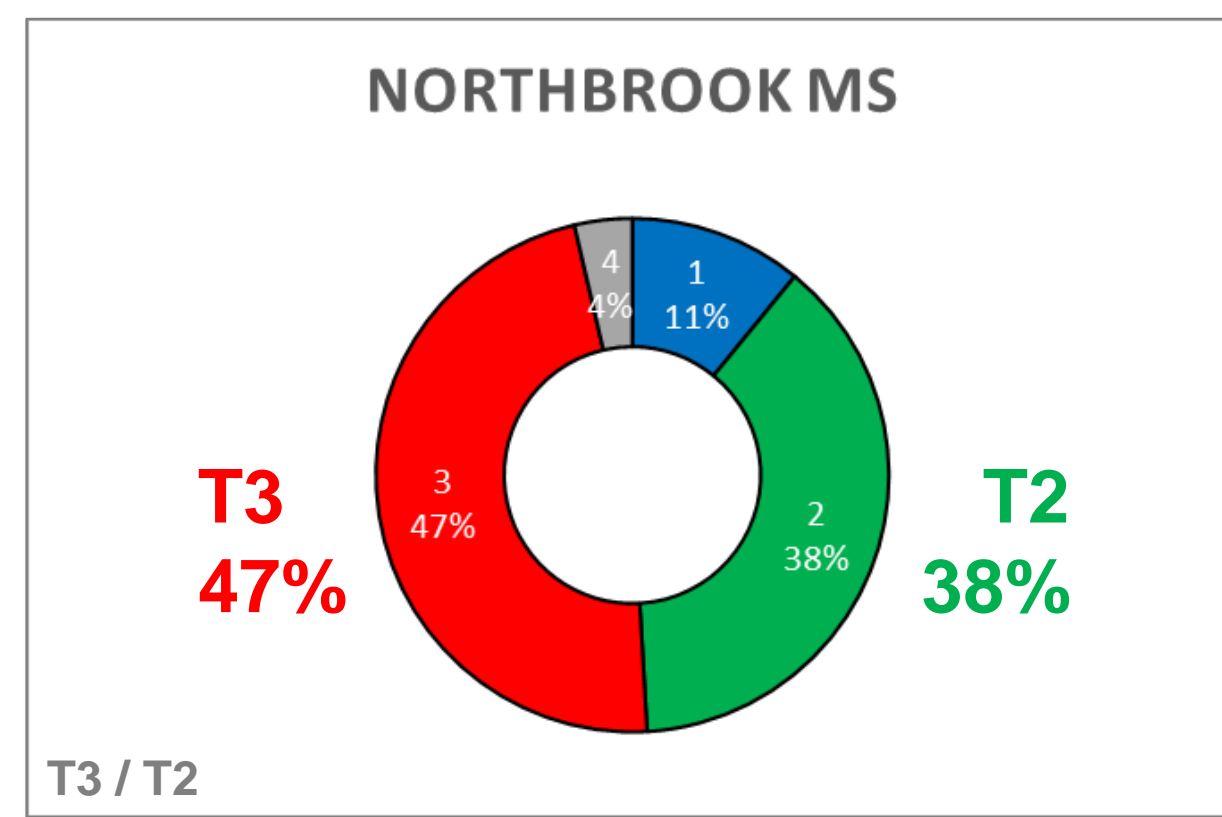
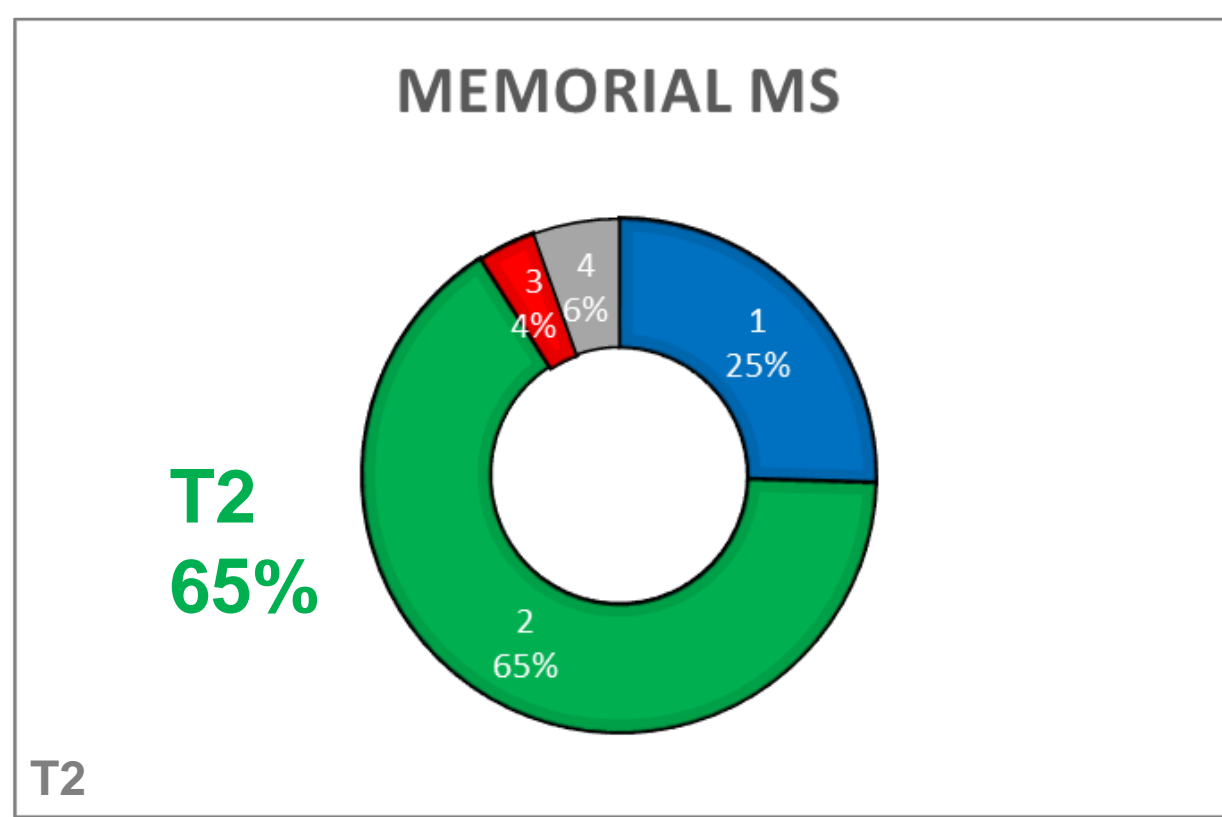
SBISD LRFP Engagement: **TIER STRATEGY** (LRFP Mtg#2 Results)

LRFP Meeting #3

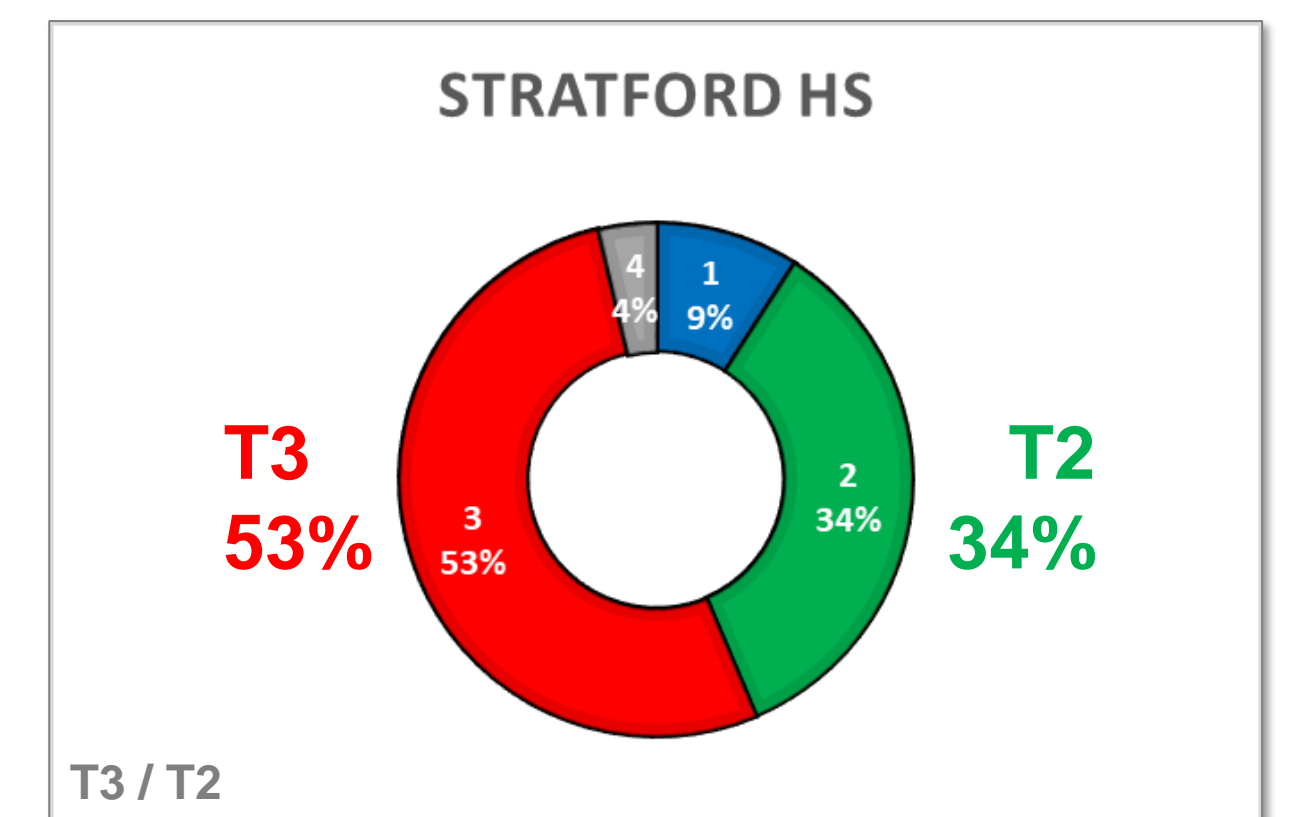
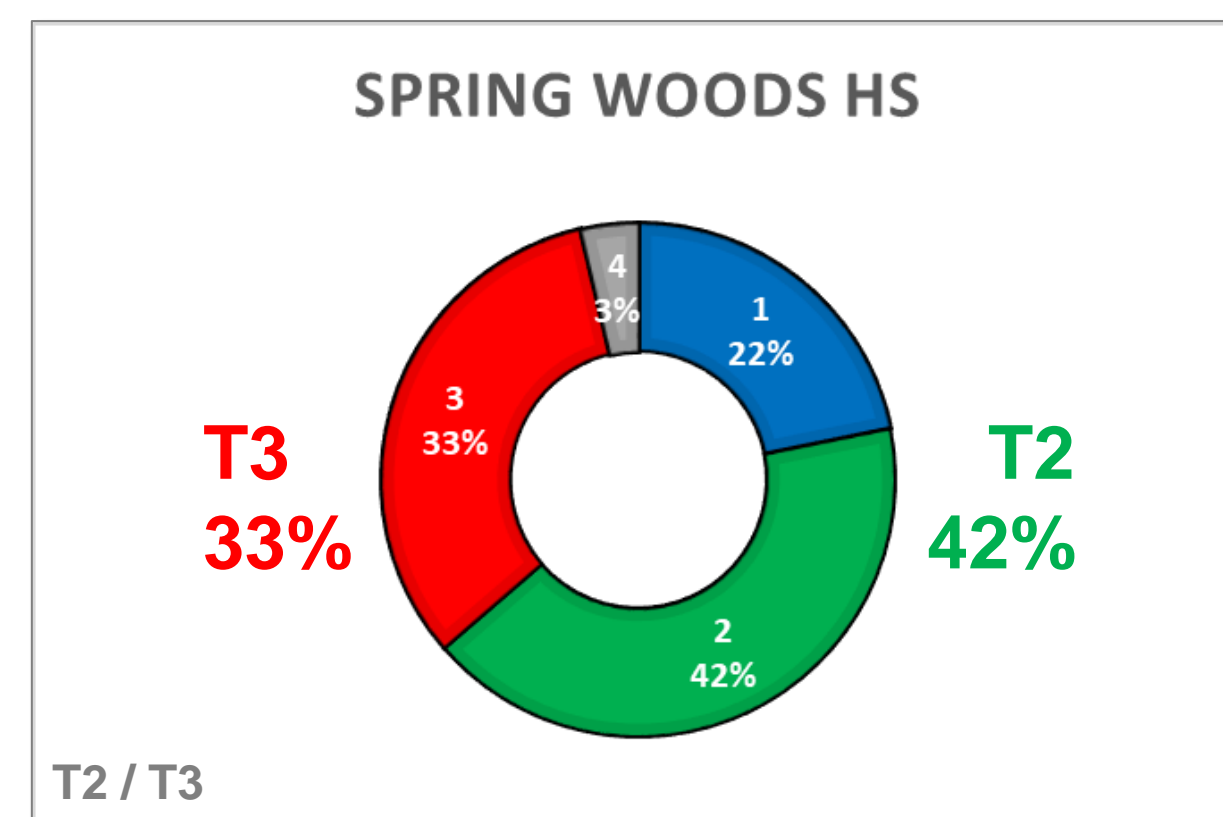
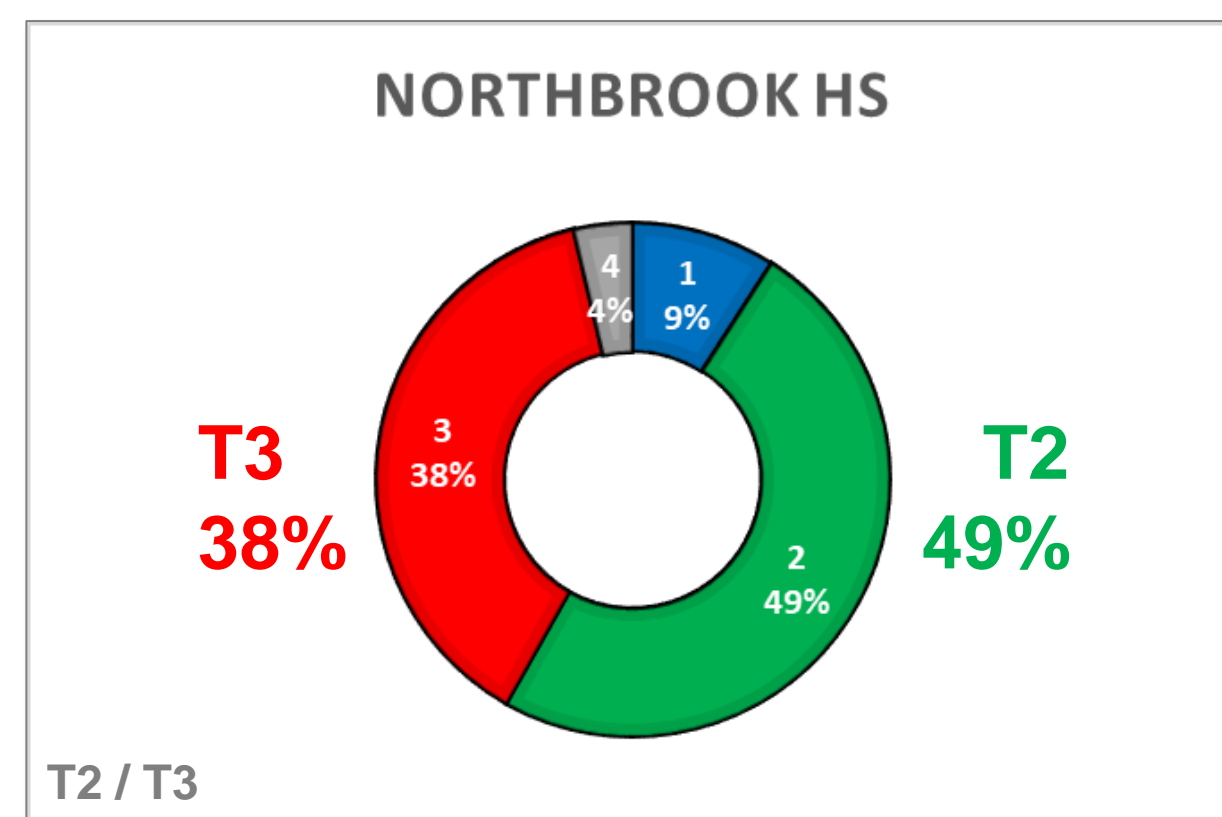
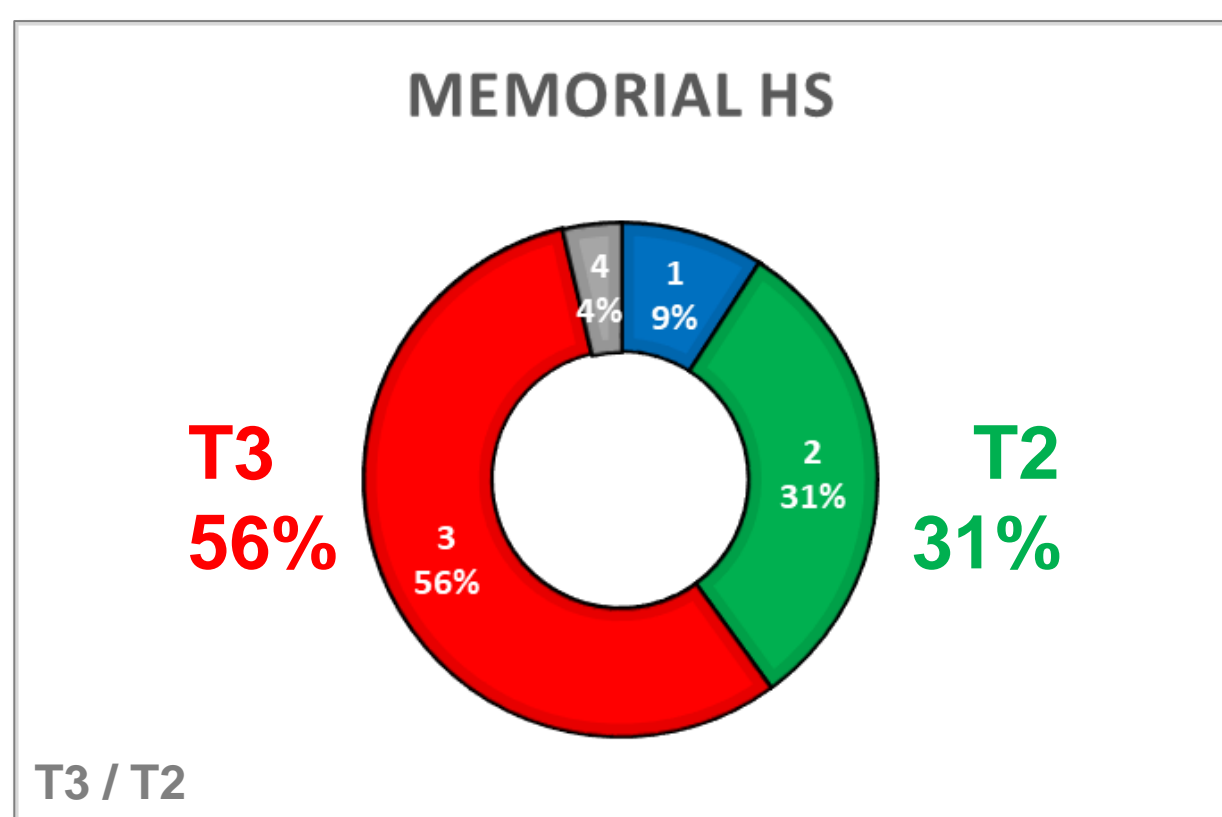
TIER 1 "Renovate Existing – As Is"	TIER 2 "Renovate + ADD CTE Spaces"	TIER 3 "Meet CTE Ed Spec"
TIER 1 \$	TIER 2 \$\$	TIER 3 \$\$\$

	MIDDLE SCHOOLS						HIGH SCHOOLS				SPECIALTY		CENTRAL	
	MMS	NMS	SBMS	SFMS	SOMS	SWMS	MHS	NHS	SWHS	SHS	SBEC	WAIS	AG	Guthrie
TIER 1	14	6	25	41	8	8	5	5	12	5	30	27	2	2
TIER 2	36	21	27	11	39	24	17	27	23	19	20	21	23	5
TIER 3	2	26	1	1	6	21	31	21	18	29	3	4	30	48
"Blank"	3	2	2	2	2	2	2	2	2	2	2	3	0	0
Total Votes Cast	55	55	55	55	55	55	55	55	55	55	55	55	55	55

MIDDLE SCHOOL "Tier Strategy" Individual Input Results (LRFP Mtg2)

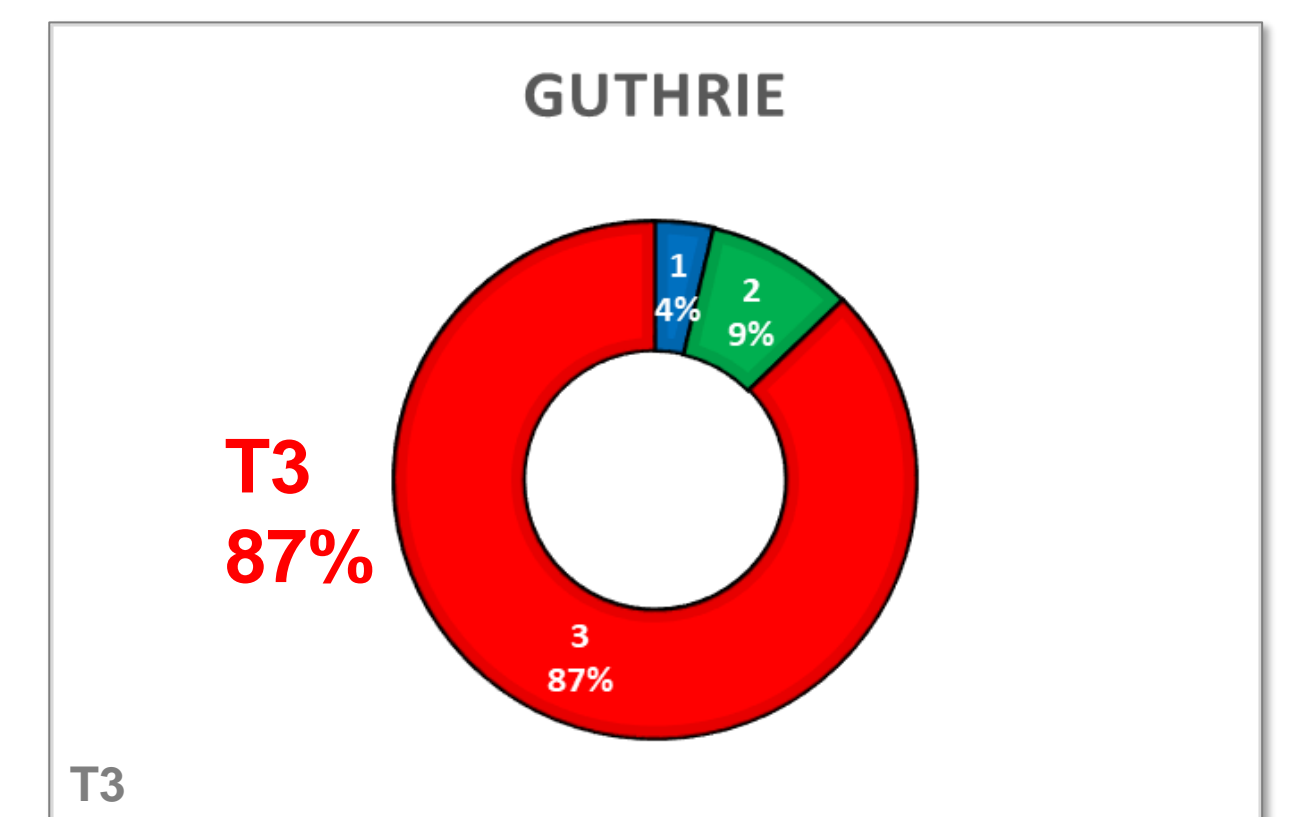
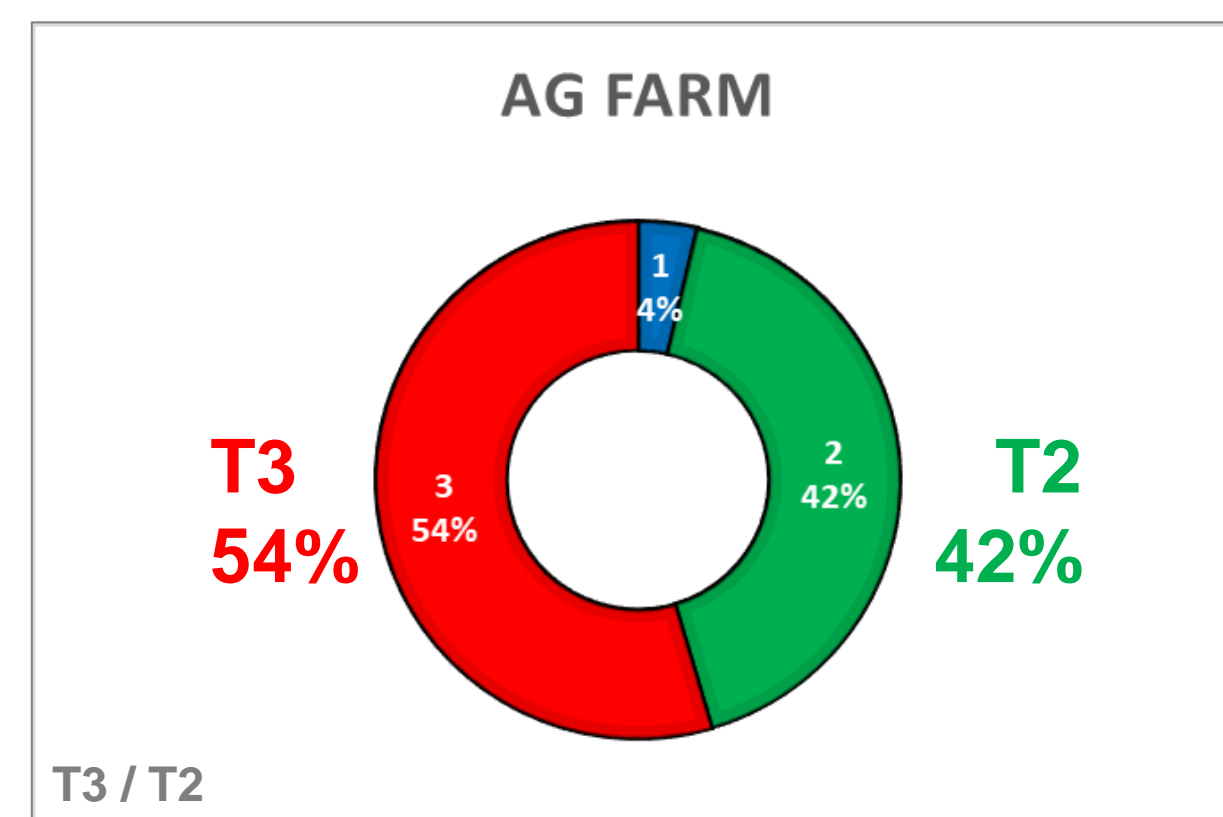
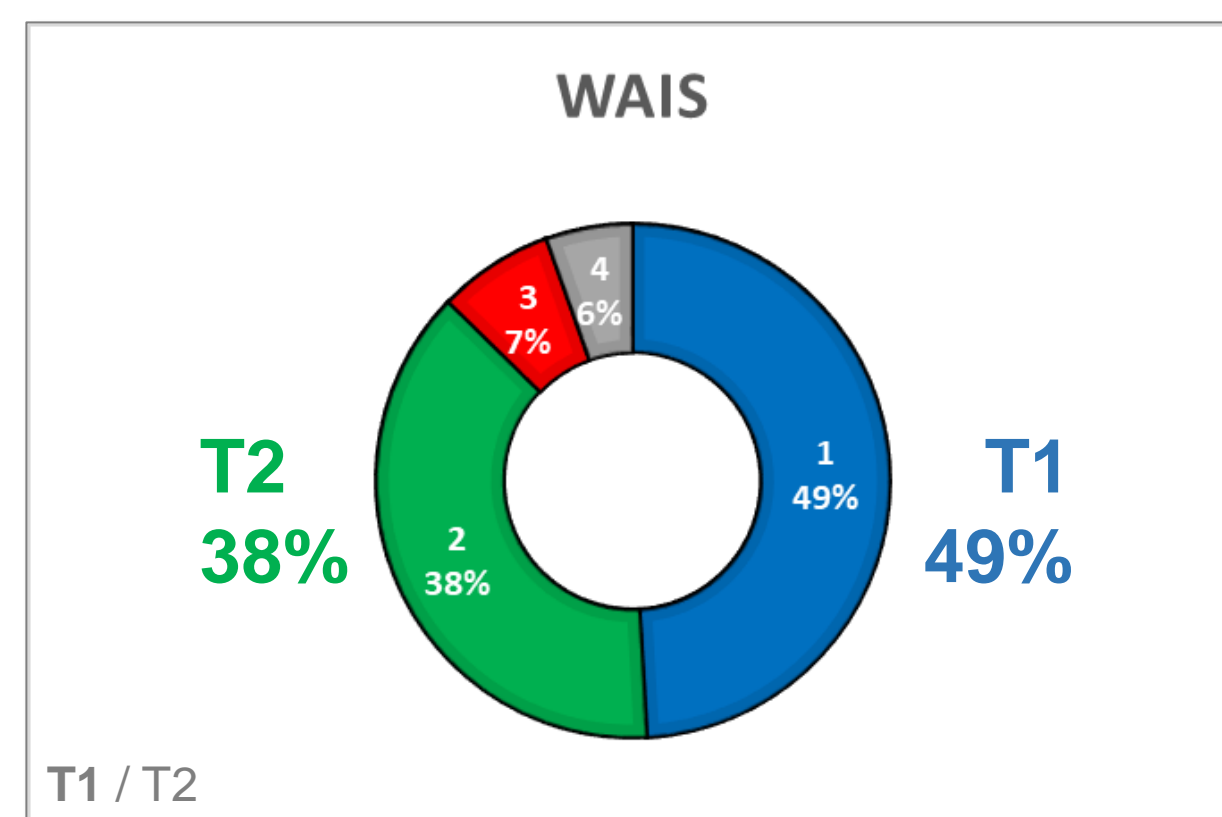
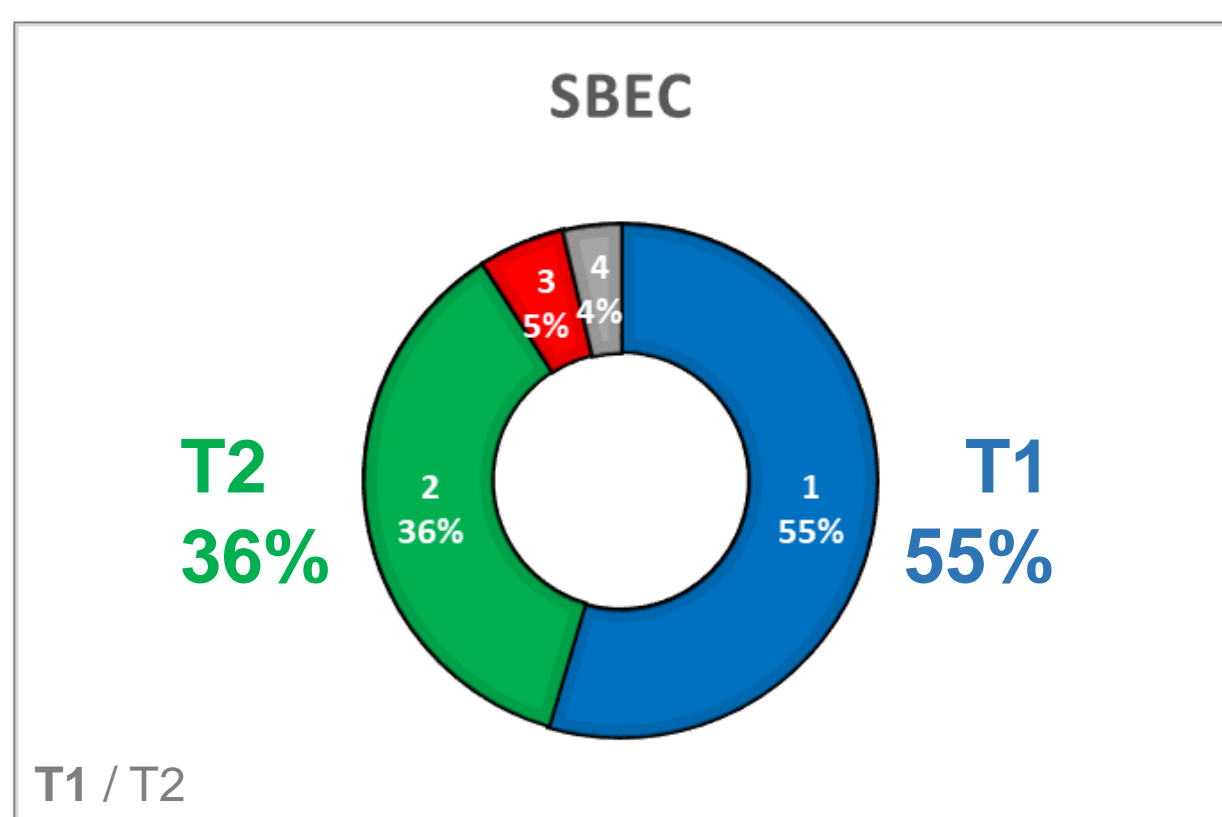


HIGH SCHOOL "Tier Strategy" Individual Input Results (LRFP Mtg2)



SPECIALTY MS / HS SCHOOL "Tier Strategy" Individual Input Results (LRFP Mtg2)

CENTRAL CAMPUS "Tier Strategy" Individual Input Results (LRFP Mtg2)



SBISD LRFP Engagement: **TIER STRATEGY** (CTE Ed Spec Comparison)

LRFP Meeting #3

CTE LRFP Committee Mtg #2 | LRFP Committee Engagement Exercise

KEY FINDINGS | CTE ED SPEC ALIGNMENT (MS)

Room Evaluation Legend

- Space SERVING as Shared Classroom
- Space SERVING as Clrm / Cmptr Lab
- Space SERVING as Med or High Intensity Lab
- Space EVALUATED as potential room use

All 5 CTE Spaces NOT present

- Exception = SFMS + New LMS (Benchmark)
- 2 MS = Missing FLEX Lab MMS, NBMS
- 1 MS = Missing STEM Lab SOMS
- 3 MS = Missing 1 CTE Clrm/Computer Lab NBMS, SOMS, SWMS
- 4 MS = Missing CTE Classroom MMS, NBMS, SBMS, SWMS

Room	Location / Room Number	Current Use	CTE Ed Spec	Alignment
1-10	1-10	1-10	1-10	1-10
1-11	1-11	1-11	1-11	1-11
1-12	1-12	1-12	1-12	1-12
1-13	1-13	1-13	1-13	1-13
1-14	1-14	1-14	1-14	1-14
1-15	1-15	1-15	1-15	1-15
1-16	1-16	1-16	1-16	1-16
1-17	1-17	1-17	1-17	1-17
1-18	1-18	1-18	1-18	1-18
1-19	1-19	1-19	1-19	1-19
1-20	1-20	1-20	1-20	1-20
1-21	1-21	1-21	1-21	1-21
1-22	1-22	1-22	1-22	1-22
1-23	1-23	1-23	1-23	1-23
1-24	1-24	1-24	1-24	1-24
1-25	1-25	1-25	1-25	1-25
1-26	1-26	1-26	1-26	1-26
1-27	1-27	1-27	1-27	1-27
1-28	1-28	1-28	1-28	1-28
1-29	1-29	1-29	1-29	1-29
1-30	1-30	1-30	1-30	1-30
1-31	1-31	1-31	1-31	1-31
1-32	1-32	1-32	1-32	1-32
1-33	1-33	1-33	1-33	1-33
1-34	1-34	1-34	1-34	1-34
1-35	1-35	1-35	1-35	1-35
1-36	1-36	1-36	1-36	1-36
1-37	1-37	1-37	1-37	1-37
1-38	1-38	1-38	1-38	1-38
1-39	1-39	1-39	1-39	1-39
1-40	1-40	1-40	1-40	1-40
1-41	1-41	1-41	1-41	1-41
1-42	1-42	1-42	1-42	1-42
1-43	1-43	1-43	1-43	1-43
1-44	1-44	1-44	1-44	1-44
1-45	1-45	1-45	1-45	1-45
1-46	1-46	1-46	1-46	1-46
1-47	1-47	1-47	1-47	1-47
1-48	1-48	1-48	1-48	1-48
1-49	1-49	1-49	1-49	1-49
1-50	1-50	1-50	1-50	1-50

MIDDLE SCHOOLS

Missing CTE Space Types

- CTE Classroom**
MMS, NBMS, SBMS, SWMS
- FLEX Lab**
MMS, NBMS, SWMS
- STEM Lab**
SOMS
- Clrm/Computer Lab**
NBMS, SOMS, SWMS

CTE LRFP Committee Mtg #2 | LRFP Committee Engagement Exercise

KEY FINDINGS | CTE ED SPEC ALIGNMENT (HS)

NONE of the HS Campuses have all CTE Programs of Study

- Arch/Construction + Manufacturing = Missing @ 2 HS Campuses (MHS, SHS)
- Design & Multimedia Arts = Missing @ 2 HS Campuses (MHS, SHS)
- Business, Mktg & Finance = Partial @ 3 HS Campuses (MHS, NBHS, SHS)
- Education & Training = Missing @ 1 HS Campus (MHS)
- Health Science = Partial @ 3 HS Campuses (NBHS, SHS)
- Science, Tech, Engineering, Math = Missing @ 1 HS Campus (NBHS) | Partial @ 3 HS Campuses (MHS, SWHS, SHS)

Programs of Study	MHS		NBHS		SWHS		SHS	
	CTE Qty / Space Type	Comparison	CTE Qty / Space Type	Comparison	CTE Qty / Space Type	Comparison	CTE Qty / Space Type	Comparison
Architecture & Construction	1 P. Const. Lab w/ 1 Clm	MISSING	1 P. Const. Lab w/ 1 Clm	MISSING	1 P. Const. Lab w/ 1 Clm	MISSING	1 P. Const. Lab w/ 1 Clm	MISSING
Manufacturing	Shared w/ Arch & Construction	Shared	Shared w/ Arch & Construction	Shared	Shared w/ Arch & Construction	Shared	Shared w/ Arch & Construction	Shared
Design & Multimedia Arts	1 Lab / Clm	MISSING	1 Lab / Clm	MISSING	1 Lab / Clm	MISSING	1 Lab / Clm	MISSING
Accounting & Financial Services	3 Business Clms	5 Business Clms	1 Business Clms	0 Business Clms	2 Business Clms	2 Business Clms	3 Business Clms	0 Business Clms
Business Management & Entrepreneurship	4 Business Labs	3 Business Labs	2 Business Labs	2 Business Labs	2 Business Labs	2 Business Labs	3 Business Labs	6 Business Labs
Teaching	1 Education Clm	MISSING	1 Education Clm	2 Education Clm	1 Education Clm	1 Education Clm	1 Education Clm	1 Education Clm
Health Science	2017 Bond (3 H.Sci Labs)	2017 Bond (3 H.Sci Labs)	2 H. Science Labs	1 H. Science Lab	2 H. Science Labs	6 H. Science Labs	1 H. Science Labs	2 H. Science Labs
Cybersecurity	1 Cybersecurity Lab	MISSING	1 Cybersecurity Lab	MISSING	1 Cybersecurity Lab	1 Cybersecurity Lab	1 Cybersecurity Lab	MISSING
Programming & SW Development	1 Programming Lab	MISSING	1 Programming Lab	MISSING	1 Programming Lab	MISSING	1 Programming Lab	MISSING
Engineering	2017 Bond (2 Eng Labs)	2017 Bond (2 Eng Labs)	1 Eng Lab (w/ 1 Robotics)	MISSING	2 Engineering Labs	1 Engineering Lab	2 Engineering Labs	1 Engineering Lab

HIGH SCHOOLS

Missing Entire CTE Programs

- Arch/Construction & Mfg**
MHS, SHS
- Design & Multimedia Arts**
MHS, SHS
- Teaching**
MHS
- STEM**
NBHS

Missing Partial CTE Programs

- Business (Classroom/Lab Ratio)**
MHS, SWHS, SHS
- Health Science**
NBHS, SHS
- STEM**
MHS, SWHS, SHS

CTE LRFP Committee Mtg #2 | LRFP Committee Engagement Exercise

TIER 1 STRATEGY | CENTRAL CAMPUS (Guthrie)

TIER 1 "IN PLACE, AS IS"
RENOVATE EXISTING CTE SPACES

CTE Spaces ON CAMPUS / PARTIAL

- Architecture & Construction: Electrical Tech + Arch Design
- Arts, A/V Tech & Comm: Digital Communications
- Health Science: Pharmacy Tech
- Hospitality & Tourism: Culinary Arts
- Information Technology: Info Tech Support & Services
- Law & Public Safety: Law Enforcement
- Cosmetology
- NJROTC

CTE Spaces MISSING

- Arch/Construction: Construction Tech
- Manufacturing: Welding Tech
- Health Science: HC Practitioner + PC Tech + Dental Asst
- Transportation, Distribution & Logistics: Automotive Tech

CTE Spaces SF + ADJACENCIES

- Pros: Most Programs of Study located in same building.
- Cons: Some undersized rooms, exceed ± 15% threshold.

GUTHRIE

Exiting CTE Programs

- Arch/Const – Electrical Tech
- Arch/Const – Arch Design
- Arts, A/V & Comm – Digital Comm
- H. Sci – Pharmacy Tech
- Hospitality – Culinary Arts
- Info Tech – IT Support & Services
- Law & PS -- Law Enforcement
- Cosmetology
- NJROTC

New/Missing CTE Programs

- Arch/Const – Construction Tech
- Manufacturing – Welding Tech
- H. Sci – HC Practitioner
- H. Sci – Patient Care Tech (WAIS)
- H. Sci – Dental Asst
- Transportation – Automotive Tech