

# Audubon Elementary Annual Report – 2019-20

3045 180<sup>th</sup> Ave. NE, Redmond, WA 98052  
425 936 2500 | [audubon.lwsd.org](http://audubon.lwsd.org)



**Principal:** J. Kimo Spray  
**Associate Principal:** Megan Ames  
**Mascot:** Owl  
**Colors:** Silver and Blue

**# of students, October 2019:** 550  
**# of teachers:** 36  
**Teachers with at least a Master's Degree:** 55.6%  
**Student regular attendance rate:** 89.8%

## District Mission

*Each student will graduate prepared to lead a rewarding, responsible life as a contributing member of our community and greater society.*

## School Mission

*It is our mission to inspire all students to develop their potential, become life-long learners and be contributing members of our community.*

## School Funding

**District General Fund Budget:** \$466.2 million  
**District Per Pupil Expenditure:** \$13,788.87 per pupil  
**Building Budget for this school:** \$92,390

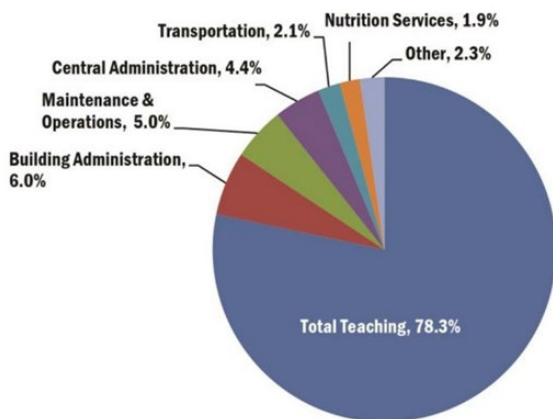
## School Description

Audubon is a professional learning community dedicated to the success of every student. We understand our collective responsibility for the children in our care. We monitor progress regularly to ensure high levels of learning. Using the state standards as our guide, we manage our resources to provide assistance to each child so that all have the opportunity to excel.

Audubon is an award-winning school that continues a commitment to excellence by personalizing the school experience and fostering growth for every student. Our dedicated staff works together tirelessly to support children and support each other. Our PTSA and their active volunteers promote a strong sense of community and connectedness. Our students are responsible, respectful, safe, and doing their best.

## 2019 20 District Expenditures

*Where does the money go?*



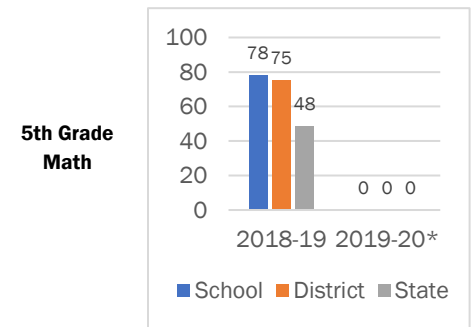
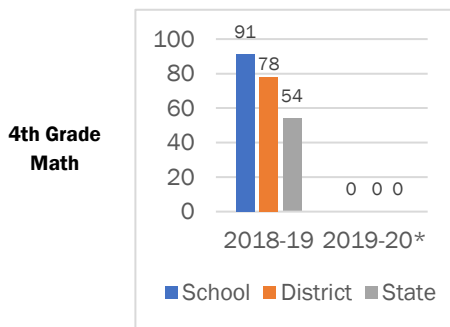
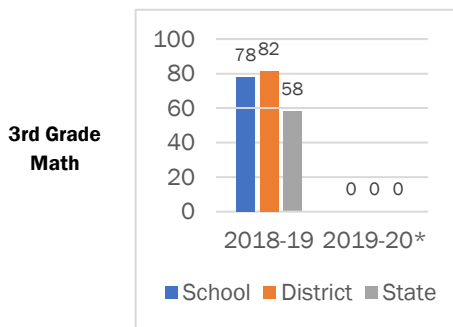
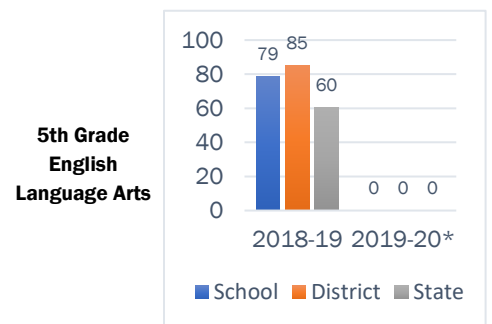
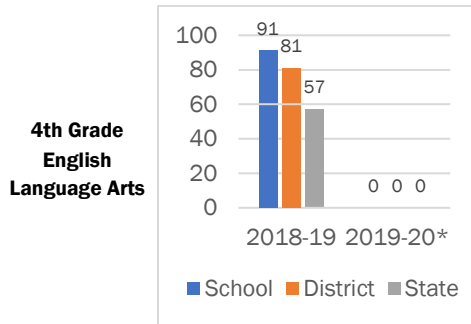
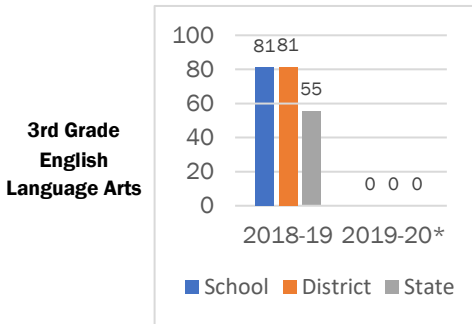
## 2019 20 School Goals

The Audubon Continuous Improvement Plan was developed after analyzing results of the Measurement of Student Progress (MSP) and other common assessments. Teams worked together to set goals suitable for their students.

- Grades K-2 Reading: 88% or better proficiency overall as measured by DIBELS end of year results
- Grades 3-5 English Language Arts: 88% at standard
- Grades 3-5 Math: 88% at standard
- Grade 5 science: 92% at standard
- Achievement gap: Increase percentage of 1<sup>st</sup> and 2<sup>nd</sup> grade Hispanic/Latino students at benchmark from 64% to 91%
- School Effectiveness: Work to improve results on survey questions involving three key areas: Building Trust, Improving Feedback Quality and Opportunities and Communication and Accountability
- Attendance: Excluding extended family vacation or extended illness, we will identify all students having difficulty with absences or tardies, establishing an individual plan for support based upon its impact on learning.
- Discipline: Reduce the number of Behavior communication slips in large group common areas from 173 by 10% (less than 156). These areas include hallway, lunchroom, bathrooms, playground, and morning line ups.

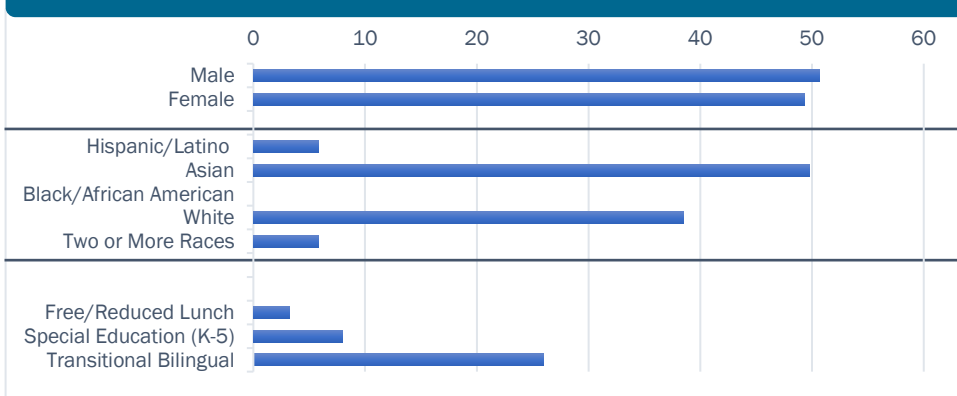
## State Assessment Results

### Smarter Balanced Assessment (SBA)



\*No State Assessments occurred in Spring 2020 due to COVID-19.

### Student Demographics



#### School Building

Our school facilities are available for public use by contacting our school office.

#### Building Condition Assessment: Fair

The Building Condition Assessment represents an overall permanent building condition assessment. It is conducted by a third party in accordance with the state's Asset Preservation Program.

#### Invitation to Participate

One of Lake Washington School District's Strategic Plan Goals is Community Engagement. Families and community members are encouraged to participate in our school. Volunteers are trained and work in a variety of positions. Due to COVID-19, volunteer opportunities are limited to essential activities only. To get involved, call our school office.