

Blackwell Elementary Annual Report – 2019-20

3225 205th Pl. NE, Sammamish, WA 98074
425 936-2520 | blackwell.lwsd.org



Principal: Jim Eaton
Associate Principal: Erica Gray
Mascot: Bobcat
Colors: Blue and Gold

of students, October 2019: 552
of teachers: 32
Teachers with at least a Master's Degree: 56.3%
Student regular attendance rate: 96.5%

District Mission

Each student will graduate prepared to lead a rewarding, responsible life as a contributing member of our community and greater society.

School Mission

To nurture well-rounded students empowered to meet the challenges of our diverse, global society.

School Funding

District General Fund Budget: \$466.2 million
District Per Pupil Expenditure: \$13,788.87 per pupil
Building Budget for this school: \$97,876

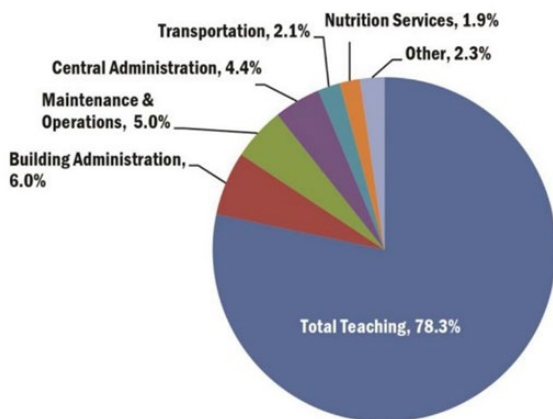
School Description

As you approach the front of our school, you will see a beautiful, colorful student-created mural depicting the sights and unique characteristics of our great Puget Sound region. At the center of this mural is a simple schoolhouse. School is the center of the Blackwell community.

The Lake Washington School District student profile calls on educators to provide learning environments in which Connection, Value and Challenge are part of a student's educational experience. We strive to provide integrated, differentiated learning experiences for students. We strive to know each student on an individual basis to address individual needs. We strive to engage students actively in their learning in classrooms where every student knows they are safe and respected. We teach standards-first curricula based on the rigorous Washington State Standards.

2019 20 District Expenditures

Where does the money go?



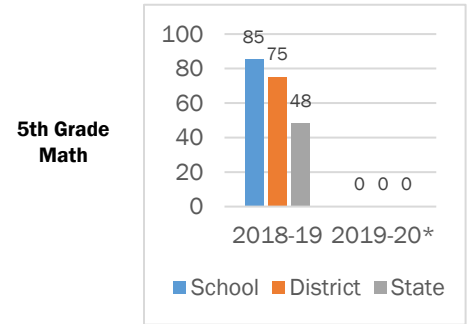
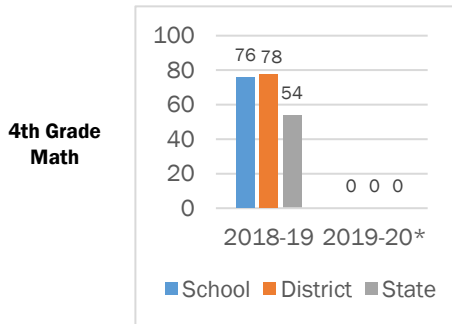
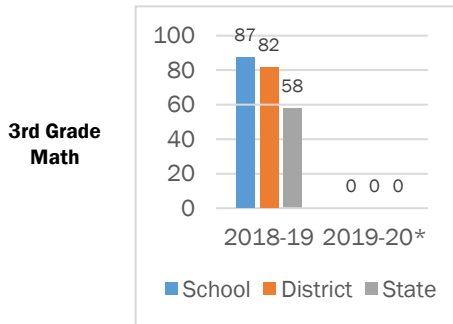
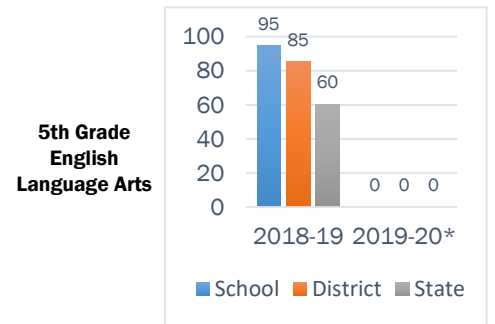
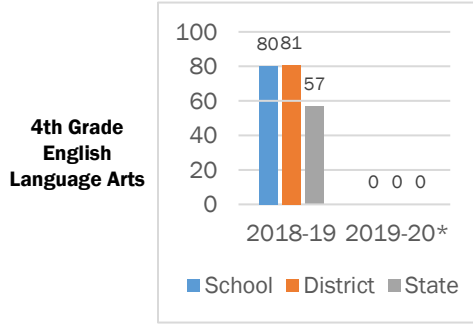
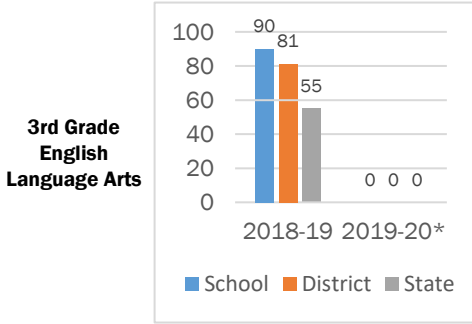
2019 20 School Goals

Teachers met with their peers to discuss strategies to be used to increase student performance. Grade level teams refined strategies, design interventions and created challenges for students.

- Grades K-2 Reading: 88.1% of students at standard on the End of Year DIBELS
- Grades 3-5 English Language Arts: 88.7% of students at standard
- Grades 3-5 Math: 87.7% of students at standard
- Grade 5 Science: 89.4% of students in grade 5 at standard
- Achievement gap: 25% of Elizabeth Blackwell Elementary students listed on the equity grid created in August 2018 will improve by one or more proficiency levels in either ELA or Math as measured by Spring 2019 state assessment data
- School Effectiveness: Elizabeth Blackwell Elementary will improve to 80% "agrees mostly/completely" in the area of "Staff works in teams across grade levels to help increase student learning"
- Attendance: Reduce the percentage of student tardies during the 2017-18 school year to 50% of students (268) with one or more tardies as measured by school attendance data in June 2019
- Discipline: Reduce the percentage of recess office referrals from 58.3% to 50% of all office referrals as measured by the student discipline data kept by the administrators.

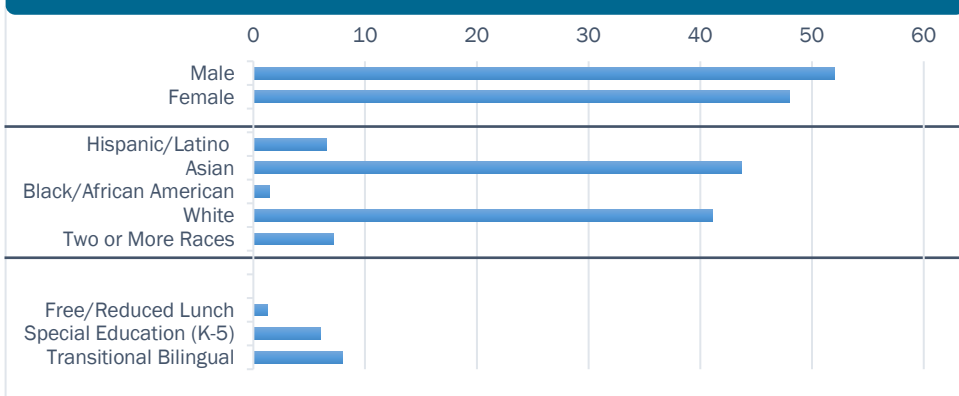
State Assessment Results

Smarter Balanced Assessment (SBA)



*No State Assessments occurred in Spring 2020 due to COVID-19

Student Demographics



School Building

Our school facilities are available for public use by contacting our school office.

Building Condition Assessment: Fair

The Building Condition Assessment represents an overall permanent building condition assessment. It is conducted by a third party in accordance with the state's Asset Preservation Program.

Invitation to Participate

One of Lake Washington School District's Strategic Plan Goals is Community Engagement. Families and community members are encouraged to participate in our school. Volunteers are trained and work in a variety of positions. Due to COVID-19, volunteer opportunities are limited to essential activities only. To get involved, call our school office.