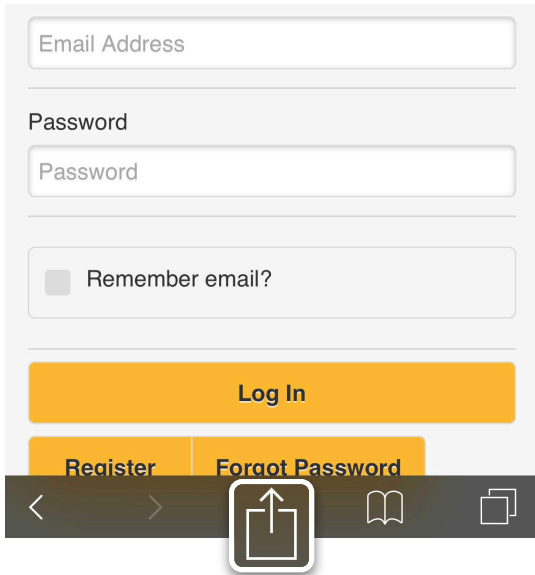


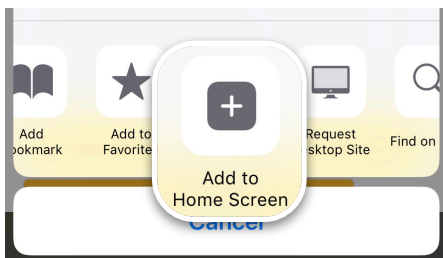



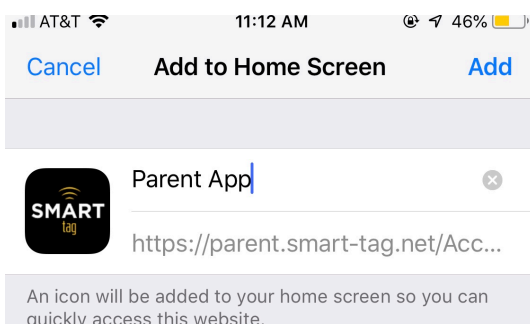
Follow the steps below to save the SMART tag Parent Portal to the Homescreen of your iPhone.



- 1 In the Safari web browser , go to the Parent Portal Login Screen at parent.smart-tag.net.
- 2 Click the  icon at the bottom of your screen to open the options menu.



- 3 In the options menu, swipe to the right and click on the 'Add to Home Screen' icon  .



- 4 Choose the name you like to save the app as. 'Parent App' should now be included as a clickable icon on your iPhone's Home Screen.