

PROJECT NOTES

- PLANS AND DRAWINGS FURNISHED ARE INTENDED FOR DESIGN PURPOSES ONLY. ALL EXISTING CONDITIONS, ASSEMBLIES, AND DIMENSIONS ARE TO BE FIELD VERIFIED BY CONTRACTOR.
- FIRE PROTECTION, PLUMBING, HVAC, AND ELECTRICAL SYSTEMS TO BE DESIGNED, PERFORMANCE, AND CODE COMPLIANCE OF SYSTEMS PROVIDED BY CONTRACTOR.
- CONTRACTOR TO ASSESS NEED AND COST OF ENVIRONMENTAL TESTING INCLUDING ABATEMENT AS NEEDED TO ACCOMMODATE NEW CONSTRUCTION.
- **SITE VISIT:** THE CONTRACTOR SHALL VISIT THE SITE, BECOME FAMILIAR WITH LOCAL CONDITIONS UNDER WHICH THE WORK IS TO BE PERFORMED AND CORRELATE PERSONAL OBSERVATIONS WITH REQUIREMENTS OF THE DESIGN DOCUMENTS.
- **NOTICE TO BIDDERS:** BIDDERS SHALL REVIEW ALL DRAWINGS AND ALL SPECIFICATIONS SECTIONS TO DETERMINE THE IMPACT OF OTHER SECTION OF WORK ON THEIR OWN WORK.

DEMOLITION NOTES

- PREPARE ALL EXISTING CONSTRUCTION THAT IS TO REMAIN TO ALLOW FOR THE PROPOSED CONSTRUCTION. DEMOLITION PLANS SHOWS GENERAL INTENT ONLY.
- PROTECT ALL EXISTING FINISHES, EQUIPMENT, FIXTURES, ECT. THAT ARE SHOWN TO REMAIN. DAMAGED ITEMS SHALL BE REPAIRED OR REPLACED TO THE SATISFACTION OF THE OWNER.
- ENCLOSE AREA TO PREVENT DUST EXCAPING OUTSIDE THE WORK AREA. SEAL ALL DUST MIGRATION ROUTES TO ADJACENT AREAS INCLUDING DOORWAYS, VENTILATIONS DUCTS. ECT.
- PATCH ALL EXISTING WALLS/PARTITIONS WHERE INTERSECTION WALLS/PARTITIONS WERE REMOVED TO MATCH ADJACENT SURFACES.
- PATCH ALL EXISTING WALLS/PARTITIONS WHERE VENTILATION DUCTS, PIPING, OR OTHER MEP/FP WORK WAS REMOVED TO MATCH ADJACENT SURFACES.
- CONTRACTOR TO FIELD VERIFY LOCATIONS OF NEW METAL FURRING CHANNELS AND DRYWALL AGAINST EXISTING WALLS. CONTRACTOR TO EXAMINE EXISTING WALL CONDITION AND FINISHES FOR ANY REMOVAL NEEDED TO ACCOMMODATE NEW CONSTRUCTION.
- AT ALL AREAS SCHEDULED TO RECIEVE NEW PAINT SHALL BE CLEANED, REPAIRED, AND PREPARED TO RECIEVE NEW FINISH AS SCHEDULED. ALL LOOSE, PEELING, BLISTERING, CHALKING, OR SCALING PAINT SHALL BE REMOVED BY SCRAPING, RESULTING SCRAPING EDGES SHALL BE SANDED TO KNOCK DOWN EDGE.
- FIRE PROTECTIONS, PLUMBING, HVAC, AND ELECTRICAL DEVICES AND EQUIPMENT SHALL REMAIN, BE MODIFIED OR BE REMOVED AS NECESSARY TO ACCOMMODATE NEW DESIGN/BUILD LAYOUT. REFER TO FINAL DESIGN/BUILDING DESIGN DOCUMENTS FOR FINAL TYPES, QUANTITIES, AND LOCATION OF ALL DEVICES AND EQUIPMENT TO BE REMOVED.

4/21/2021
INTERIOR ALTERATIONS
ST. JOAN ANTIDA
1341 N. CASS ST, MILWAUKEE, WI 53202
PROJ. NO. 2020-98

Abacus Architects, Inc. holds all rights of copyright in and to these prints, drawings and documents. No reproduction, copying, alteration, modification, usage, incorporation into other documents, or assignment of the same may occur without the prior written permission of Abacus Architects, Inc.
© 2021 Abacus Architects, Inc.

DEMO PLAN


SCALE: 1/4" = 1'-0"

S

E

N

W



ABACUS
ARCHITECTS

4/21/2021

INTERIOR ALTERATIONS

ST. JOAN ANTIDA

1341 N. CASS ST, MILWAUKEE, WI 53202

PROJ. NO. 2020-98

PROJECT NOTES

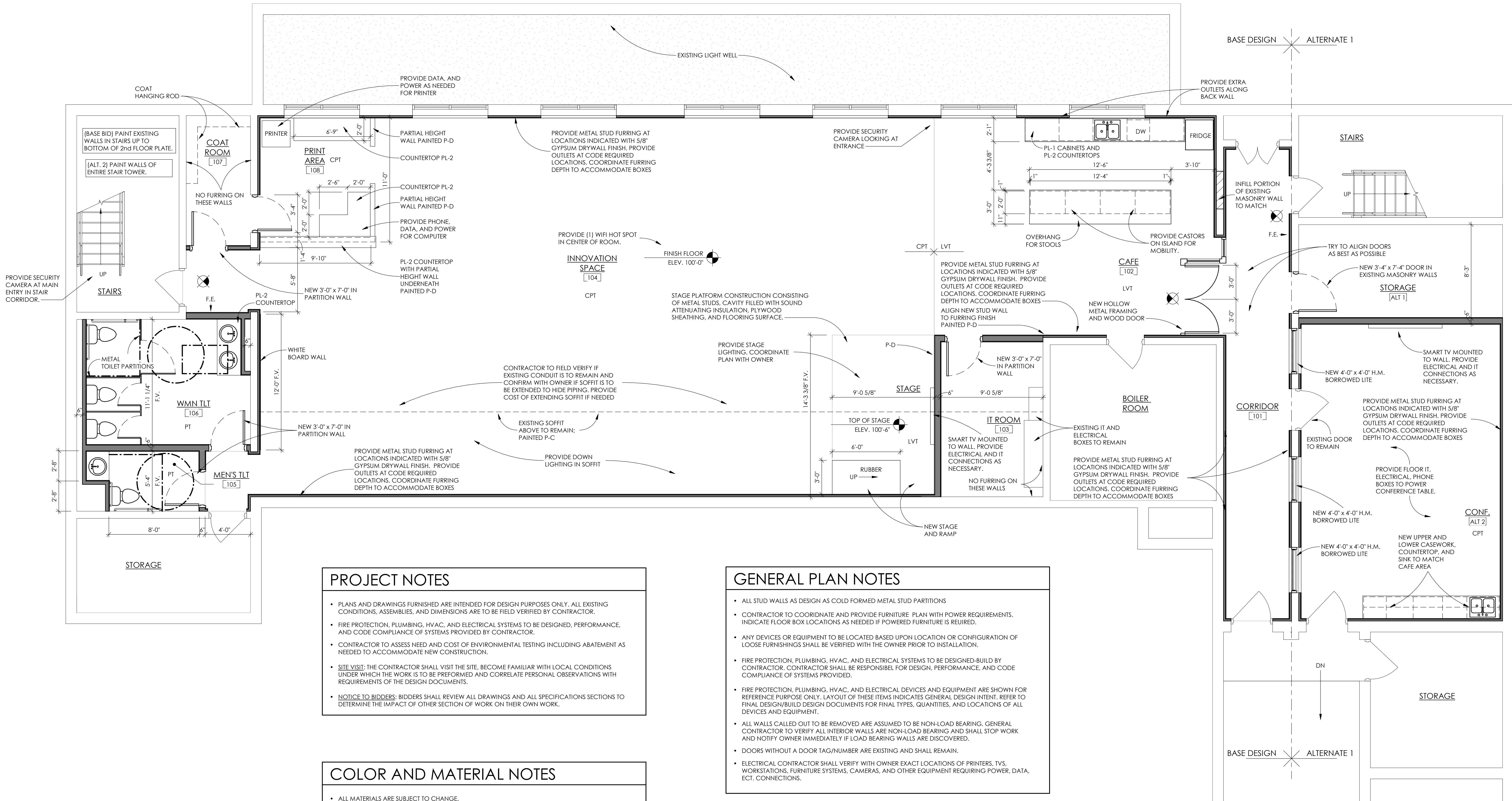
- PLANS AND DRAWINGS FURNISHED ARE INTENDED FOR DESIGN PURPOSES ONLY. ALL EXISTING CONDITIONS, ASSEMBLIES, AND DIMENSIONS ARE TO BE FIELD VERIFIED BY CONTRACTOR.
- FIRE PROTECTION, PLUMBING, HVAC, AND ELECTRICAL SYSTEMS TO BE DESIGNED, PERFORMANCE, AND CODE COMPLIANCE OF SYSTEMS PROVIDED BY CONTRACTOR.
- CONTRACTOR TO ASSESS NEED AND COST OF ENVIRONMENTAL TESTING INCLUDING ABATEMENT AS NEEDED TO ACCOMMODATE NEW CONSTRUCTION.
- SITE VISIT:** THE CONTRACTOR SHALL VISIT THE SITE, BECOME FAMILIAR WITH LOCAL CONDITIONS UNDER WHICH THE WORK IS TO BE PERFORMED AND CORRELATE PERSONAL OBSERVATIONS WITH REQUIREMENTS OF THE DESIGN DOCUMENTS.
- NOTICE TO BIDDERS:** BIDDERS SHALL REVIEW ALL DRAWINGS AND ALL SPECIFICATIONS SECTIONS TO DETERMINE THE IMPACT OF OTHER SECTION OF WORK ON THEIR OWN WORK.

COLOR AND MATERIAL NOTES

- ALL MATERIALS ARE SUBJECT TO CHANGE.
- ALL PAINT COLORS ARE BASED ON SHERWIN WILLIAMS.
 - P-A = SW7672 KNITTING NEEDLES (FIELD)
 - P-B = SW7074 SOFTWARE (HOLLOW METAL FRAMES)
 - P-C = SW7602 INDIGO BATIK (ACCENT)
 - P-D = SW7584 RED THEATRE (ACCENT)
- ALL WALLS NOT SPECIFIED A PAINT COLOR SHALL BE P-A.
- CARPET TILE (CPT) = MOHAWK GROUP ANGLED PERCEPTION 593 INDIGO INK
- LUXURY VINYL TILE (LVT) = MOHAWK GROUP TRENTA 853 SUMMER OAK
- VINYL BASE (VB) = JOHNSONITE TG3 IRON MOUNTAIN
- RUBBER RAMP = JOHNSONITE TG3 IRON MOUNTAIN
- PORCELAIN FLOOR TILE (PT) = CERAMIC TILEWORKS ADROCK NICKEL 12X24
- PLASTIC LAMINATE CABINETS (PL-1) = WILSONART STEEL MESH
- PLASTIC LAMINATE COUNTERTOPS (PL-2) = WILSONART WHITE CASCADE
- NEW WOOD DOORS TO MATCH EXISTING WOOD DOORS IN MATERIAL AND FINISH.
- ACOUSTICAL CEILING TILE/GRID (ACT) = ARMSTRONG ULTIMA 1912 WITH 9/16" GRID.


GENERAL PLAN NOTES

- ALL STUD WALLS AS DESIGN AS COLD FORMED METAL STUD PARTITIONS
- CONTRACTOR TO COORDINATE AND PROVIDE FURNITURE PLAN WITH POWER REQUIREMENTS. INDICATE FLOOR BOX LOCATIONS AS NEEDED IF POWERED FURNITURE IS REQUIRED.
- ANY DEVICES OR EQUIPMENT TO BE LOCATED BASED UPON LOCATION OR CONFIGURATION OF LOOSE FURNISHINGS SHALL BE VERIFIED WITH THE OWNER PRIOR TO INSTALLATION.
- FIRE PROTECTION, PLUMBING, HVAC, AND ELECTRICAL SYSTEMS TO BE DESIGNED-BUILD BY CONTRACTOR. CONTRACTOR SHALL BE RESPONSIBLE FOR DESIGN, PERFORMANCE, AND CODE COMPLIANCE OF SYSTEMS PROVIDED.
- FIRE PROTECTION, PLUMBING, HVAC, AND ELECTRICAL DEVICES AND EQUIPMENT ARE SHOWN FOR REFERENCE PURPOSE ONLY. LAYOUT OF THESE ITEMS INDICATES GENERAL DESIGN INTENT. REFER TO FINAL DESIGN/BUILD DESIGN DOCUMENTS FOR FINAL TYPES, QUANTITIES, AND LOCATIONS OF ALL DEVICES AND EQUIPMENT.
- ALL WALLS CALLED OUT TO BE REMOVED ARE ASSUMED TO BE NON-LOAD BEARING. GENERAL CONTRACTOR TO VERIFY ALL INTERIOR WALLS ARE NON-LOAD BEARING AND SHALL STOP WORK AND NOTIFY OWNER IMMEDIATELY IF LOAD BEARING WALLS ARE DISCOVERED.
- DOORS WITHOUT A DOOR TAG/NUMBER ARE EXISTING AND SHALL REMAIN.
- ELECTRICAL CONTRACTOR SHALL VERIFY WITH OWNER EXACT LOCATIONS OF PRINTERS, TVs, WORKSTATIONS, FURNITURE SYSTEMS, CAMERAS, AND OTHER EQUIPMENT REQUIRING POWER, DATA, ECT. CONNECTIONS.




FLOOR PLAN

SCALE: 1/4" = 1'-0"



Abacus Architects, Inc. holds all rights of copyright in and to these prints, drawings and documents. No reproduction, copying, alteration, modification, usage, incorporation into other documents, or assignment of the same may occur without the prior written permission of Abacus Architects, Inc. © 2021 Abacus Architects, Inc.



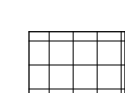
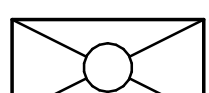


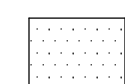
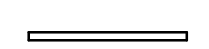
PROJECT NOTES

- PLANS AND DRAWINGS FURNISHED ARE INTENDED FOR DESIGN PURPOSES ONLY. ALL EXISTING CONDITIONS, ASSEMBLIES, AND DIMENSIONS ARE TO BE FIELD VERIFIED BY CONTRACTOR.
- FIRE PROTECTION, PLUMBING, HVAC, AND ELECTRICAL SYSTEMS TO BE DESIGNED, PERFORMANCE, AND CODE COMPLIANCE OF SYSTEMS PROVIDED BY CONTRACTOR.
- CONTRACTOR TO ASSESS NEED AND COST OF ENVIRONMENTAL TESTING INCLUDING ABATEMENT AS NEEDED TO ACCOMMODATE NEW CONSTRUCTION.
- SITE VISIT: THE CONTRACTOR SHALL VISIT THE SITE, BECOME FAMILIAR WITH LOCAL CONDITIONS UNDER WHICH THE WORK IS TO BE PERFORMED AND CORRELATE PERSONAL OBSERVATIONS WITH REQUIREMENTS OF THE DESIGN DOCUMENTS.
- NOTICE TO BIDDERS: BIDDERS SHALL REVIEW ALL DRAWINGS AND ALL SPECIFICATIONS SECTIONS TO DETERMINE THE IMPACT OF OTHER SECTION OF WORK ON THEIR OWN WORK.

GENERAL REFLECTED CEILING PLAN NOTES

- FIRE PROTECTION, PLUMBING, HVAC, AND ELECTRICAL SYSTEMS TO BE DESIGN-BUILD BY CONTRACTOR. CONTRACTOR SHALL BE RESPONSIBLE FOR DESIGN, PERFORMANCE, AND CODE COMPLIANCE OF SYSTEMS PROVIDED.
- FIRE PROTECTION, PLUMBING, HVAC, AND ELECTRICAL DEVICES AND EQUIPMENT ARE SHOWN FOR REFERENCE PURPOSE ONLY. LAYOUT OF THESE ITEMS INDICATES GENERAL DESIGN INTENT. REFER TO FINAL DESIGN/BUILD DESIGN DOCUMENTS FOR FINAL TYPES, QUANTITIES, AND LOCATIONS OF ALL DEVICES AND EQUIPMENT.

REFLECTED CEILING PLAN LEGEND

	2' x 2' ACOUSTIC TILE CEILING		2' x 4' LAY-IN CEILING LIGHTING FIXTURE
	GYPSUM BOARD		CAN LIGHTING FIXTURE
	EXPOSED STRUCTURE		LINEAR UTILITY LIGHTING FIXTURE

4/21/2021
INTERIOR ALTERATIONS
ST. JOAN ANTIDA
1341 N. CASS ST, MILWAUKEE, WI 53202
PROJ. NO. 2020-98

REFLECTED CEILING PLAN
SCALE: 1/4" = 1'-0"



Abacus Architects, Inc. holds all rights of copyright in and to these prints, drawings and documents. No reproduction, copying, alteration, modification, usage, incorporation into other documents, or assignment of the same may occur without the prior written permission of Abacus Architects, Inc.
© 2021 Abacus Architects, Inc.





4/21/2021

INTERIOR ALTERATIONS

ST. JOAN ANTIDA

1341 N. CASS ST, MILWAUKEE, WI 53202

PROJ. NO. 2020-98

Abacus Architects, Inc. holds all rights of copyright in and to these prints, drawings and documents. No reproduction, copying, alteration, modification, usage, incorporation into other documents, or assignment of the same may occur without the prior written permission of Abacus Architects, Inc.
© 2021 Abacus Architects, Inc.

