




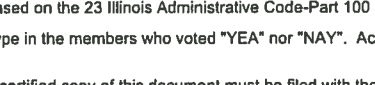
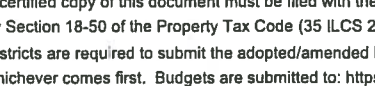


A	B	C	D	E	F	G	H	I	J	K	L	M	N	O	P	Q	R				
ILLINOIS STATE BOARD OF EDUCATION School Business Services Division																					
3	Accounting Basis:																				
4	<input checked="" type="checkbox"/>	Cash																			
5	<input type="checkbox"/>	Accrual																			
SCHOOL DISTRICT BUDGET FORM * July 1, 2016 - June 30, 2017																					
Balanced budget, no deficit reduction plan is required.																					
10	Date of Amended Budget:			_____ (MM/DD/YY)																	
13	District Name:			Skokie/Morton Grove School District 69																	
14	District RCDT No:			05-016-0690-02																	
16	If your FY16 AFR states that you need to do a deficit reduction plan and your FY17 budget is balanced please state the measures you took to have your budget become balanced. (Bckgrnd-Assumpt 25-26)																				
24	Budget of	Skokie/Morton Grove School District 69											County of	Cook							
25	State of Illinois, for the Fiscal Year beginning	July 1, 2016											and ending	June 30, 2017							
27	WHEREAS the Board of Education of Skokie/Morton Grove School District 69																				
28	County of	Cook											State of Illinois, caused to be prepared in tentative form a budget, and the Secretary								
30	of this Board has made the same conveniently available to public inspection for at least thirty days prior to final action thereon;																				
31	AND WHEREAS a public hearing was held as to such budget on the 27th day of September, 2016, notice of said hearing was given at least thirty days prior thereto as required by law, and all other legal requirements have been complied with;																				
32	NOW, THEREFORE, Be it resolved by the Board of Education of said district as follows:																				
33	Section 1: That the fiscal year of this school district be and the same hereby is fixed and declared to be																				
34	beginning	July 1, 2016											and ending	June 30, 2017							
35	Section 2: That the following budget containing an estimate of amounts available in each Fund, separately, and expenditures from each be and the same is hereby adopted as the budget of this school district for said fiscal year.																				
35	ADOPTION OF BUDGET																				
36	The budget shall be approved and signed below by members of the School Board. Adopted this 27th																				
37	day of	September											, 20	16	by a roll call vote of						
37	Yeas, and _____ Nays, to wit:																				
41	** MEMBERS VOTING YEA:								** MEMBERS VOTING NAY:												
42																					
43																					
44																					
45																					
46																					
47																					
48																					
49																					
50																					
51																					
52	* Based on the 23 Illinois Administrative Code-Part 100 and inconformity with Section 17-1 of the School Code.																				
53	** Type in the members who voted "YEA" nor "NAY". Actual school board member signatures are not required for electronic submission.																				
54	(1) A certified copy of this document must be filed with the county clerk within 30 days of adoption as required																				
55	by Section 18-50 of the Property Tax Code (35 ILCS 200/18-50).																				
56	(2) Districts are required to submit the adopted/amended budget electronically to ISBE within 30 days of adoption or by October 30,																				
57	whichever comes first. Budgets are submitted to: https://sec1.isbe.net/attachmgr/default.aspx The electronic version does																				
58	not require member signatures.																				
62	ISBE 50-36 SB2017 Updated 5/16																				
63	Skokie/Morton Grove School District 69																				
64	05-016-0690-02																				
65																					

	A	B	C	D	E	F	G	H	I	J	K	L
1	<i>Begin entering data on EstRev 5-10 and EstExp 11-17 tabs.</i>											
2	Description	(Enter	(10)	(20)	(30)	(40)	(50)	(60)	(70)	(80)	(90)	
3	Whole Numbers Only)	Acct #	Educational	Operations & Maintenance	Debt Service	Transportation	Municipal Retirement/ Social Security	Capital Projects	Working Cash	Tort	Fire Prevention & Safety	
3	ESTIMATED BEGINNING FUND BALANCE July 1, 2016 ¹		12,276,307	3,527,873	1,999,159	3,184,230	624,907	9,557,837	3,491,309	1,450,028	52,791	
4	RECEIPTS/REVENUES											
5	LOCAL SOURCES	1000	15,006,449	2,049,731	1,577,729	3,461,030	703,800	60,000	230,884	434,204	102,301	
6	FLOW-THROUGH RECEIPTS/REVENUES FROM ONE DISTRICT TO ANOTHER DISTRICT	2000										
7	STATE SOURCES	3000	3,919,857	0	0	125,000	0	0	0	0	0	
8	FEDERAL SOURCES	4000	1,341,919	0	0	0	0	0	0	0	0	
9	Total Direct Receipts/Revenues ⁸		20,268,225	2,049,731	1,577,729	3,586,030	703,800	60,000	230,884	434,204	102,301	
10	Receipts/Revenues for "On Behalf" Payments ²	3998	3,700,000									
11	Total Receipts/Revenues		23,968,225	2,049,731	1,577,729	3,586,030	703,800	60,000	230,884	434,204	102,301	
12	DISBURSEMENTS/EXPENDITURES											
13	INSTRUCTION	1000	11,724,868				232,996					
14	SUPPORT SERVICES	2000	7,274,354	2,590,467		1,057,633	347,064	11,200,000		274,301	30,000	
15	COMMUNITY SERVICES	3000	303,806	0		0	15,889					
16	PAYMENTS TO OTHER DISTRICTS & GOVT UNITS	4000	850,000	0	0	0	0	0		0	0	
17	DEBT SERVICES	5000	0	0	1,463,325	0	0	0		0	0	
18	PROVISION FOR CONTINGENCIES	6000	40,000	10,000	0	30,000	20,000	0		0	0	
19	Total Direct Disbursements/Expenditures ⁹		20,193,028	2,600,467	1,463,325	1,087,633	615,949	11,200,000		274,301	30,000	
20	Disbursements/Expenditures for "On Behalf" Payments ²	4180	3,700,000	0	0	0	0	0		0	0	
21	Total Disbursements/Expenditures		23,893,028	2,600,467	1,463,325	1,087,633	615,949	11,200,000		274,301	30,000	
22	Excess of Direct Receipts/Revenues Over (Under) Direct Disbursements/Expenditures		75,197	(550,736)	114,404	2,498,397	87,851	(11,140,000)	230,884	159,903	72,301	
23	OTHER SOURCES/USES OF FUNDS											
24	OTHER SOURCES OF FUNDS (7000)											
25	PERMANENT TRANSFER FROM VARIOUS FUNDS											
26	Abolishment the Working Cash Fund ¹⁶	7110										
27	Abatement of the Working Cash Fund ¹⁶	7110					53,465					
28	Transfer of Working Cash Fund Interest	7120										
29	Transfer Among Funds	7130		4,000,000								
30	Transfer of Interest	7140										
31	Transfer from Capital Projects Fund to O&M Fund	7150		0								
32	Transfer of Excess Fire Prev & Safety Tax & Interest ³ Proceeds to O&M Fund	7160		0								
33	Transfer of Excess Accumulated Fire Prev & Safety Bond and Int ^{3a} Proceeds to Debt Service Fund	7170			0							
34	SALE OF BONDS (7200)											
35	Principal on Bonds Sold ⁴	7210										
36	Premium on Bonds Sold	7220										
37	Accrued Interest on Bonds Sold	7230										
38	Sale or Compensation for Fixed Assets ⁵	7300										
39	Transfer to Debt Service to Pay Principal on Capital Leases	7400			0							
40	Transfer to Debt Service Fund to Pay Interest on Capital Leases	7500			0							
41	Transfer to Debt Service Fund to Pay Principal on Revenue Bonds	7600			0							
42	Transfer to Debt Service Fund to Pay Interest on Revenue Bonds	7700			0							
43	Transfer to Capital Projects Fund	7800						3,500,000				
44	ISBE Loan Proceeds	7900										
45	Other Sources Not Classified Elsewhere	7990										
46	Total Other Sources of Funds ⁸		0	4,000,000	0	0	53,465	3,500,000	0	0	0	

	A	B	C	D	E	F	G	H	I	J	K	L
1	<i>Begin entering data on EstRev 5-10 and EstExp 11-17 tabs.</i>		(10)	(20)	(30)	(40)	(50)	(60)	(70)	(80)	(90)	
2	Description	(Enter Acct #)	Educational	Operations & Maintenance	Debt Service	Transportation	Municipal Retirement/ Social Security	Capital Projects	Working Cash	Tort	Fire Prevention & Safety	
3	Whole Numbers Only)											
47	OTHER USES OF FUNDS (8000)											
49	TRANSFER TO VARIOUS OTHER FUNDS (8100)											
50	Abolishment or Abatement of the Working Cash Fund ¹⁶	8110							53,465			
51	Transfer of Working Cash Fund Interest	8120							0			
52	Transfer Among Funds	8130				4,000,000						
53	Transfer of Interest ⁶	8140										
54	Transfer from Capital Projects Fund to O&M Fund	8150										
55	Transfer of Excess Fire Prev & Safety Tax & Interest ³ Proceeds to O&M Fund	8160										
56	Transfer of Excess Accumulated Fire Prev & Safety Bond ^{3a} Int Proceeds to Debt Service Fund	and 8170										
57	Taxes Pledged to Pay Principal on Capital Leases	8410										
58	Grants/Reimbursements Pledged to Pay Principal on Capital Leases	8420										
59	Other Revenues Pledged to Pay Principal on Capital Leases	8430										
60	Fund Balance Transfers Pledged to Pay Principal on Capital Leases	8440										
61	Taxes Pledged to Pay Interest on Capital Leases	8510										
62	Grants/Reimbursements Pledged to Pay Interest on Capital Leases	8520										
63	Other Revenues Pledged to Pay Interest on Capital Leases	8530										
64	Fund Balance Transfers Pledged to Pay Interest on Capital Leases	8540										
65	Taxes Pledged to Pay Principal on Revenue Bonds	8610										
66	Grants/Reimbursements Pledged to Pay Principal on Revenue Bonds	8620										
67	Other Revenues Pledged to Pay Principal on Revenue Bonds	8630										
68	Fund Balance Transfers Pledged to Pay Principal on Revenue Bonds	8640										
69	Taxes Pledged to Pay Interest on Revenue Bonds	8710										
70	Grants/Reimbursements Pledged to Pay Interest on Revenue Bonds	8720										
71	Other Revenues Pledged to Pay Interest on Revenue Bonds	8730										
72	Fund Balance Transfers Pledged to Pay Interest on Revenue Bonds	8740										
73	Taxes Transferred to Pay for Capital Projects	8810										
74	Grants/Reimbursements Pledged to Pay for Capital Projects	8820										
75	Other Revenues Pledged to Pay for Capital Projects	8830										
76	Fund Balance Transfers Pledged to Pay for Capital Projects	8840		3,500,000								
77	Transfer to Debt Service Fund to Pay Principal on ISBE Loans	8910										
78	Other Uses Not Classified Elsewhere	8990										
79	Total Other Uses of Funds ⁹		0	3,500,000	0	4,000,000	0	0	53,465	0	0	
80	Total Other Sources/Uses of Fund		0	500,000	0	(4,000,000)	53,465	3,500,000	(53,465)	0	0	
81	ESTIMATED ENDING FUND BALANCE June 30, 2017		12,351,504	3,477,137	2,113,563	1,682,627	766,223	1,917,837	3,668,728	1,609,931	125,092	
82												
83	SUMMARY OF EXPENDITURES (by Major Object)											
84	Description	Acct #	(10)	(20)	(30)	(40)	(50)	(60)	(70)	(80)	(90)	Total By Object
85			Educational	Operations & Maintenance	Debt Service	Transportation	Municipal Retirement/ Social Security	Capital Projects	Working Cash	Tort	Fire Prevention & Safety	
86	Object Name											
87	Salaries	100	13,308,559	653,087		17,404		0		38,415	0	14,017,465
88	Employee Benefits	200	2,217,649	128,380		4,223	595,949	0		10,886	0	2,957,087
89	Purchased Services	300	2,094,506	591,000	0	1,035,506		200,000		225,000	30,000	4,176,012
90	Supplies & Materials	400	974,314	498,000		500		0		0	0	1,472,814
91	Capital Outlay	500	495,000	720,000		0		11,000,000		0	0	12,215,000
92	Other Objects	600	1,103,000	10,000	1,463,325	30,000	20,000	0		0	0	2,626,325
93	Non-Capitalized Equipment	700	0	0		0		0		0	0	0
94	Termination Benefits	800	0	0		0		0		0	0	0
95	Total Expenditures		20,193,028	2,600,467	1,463,325	1,087,633	615,949	11,200,000		274,301	30,000	37,464,703

1	A	B	C	D	E	F	G	H	I	J	K
	Description	(Enter Acct #)	(10) Educational	(20) Operations & Maintenance	(30) Debt Service	(40) Transportation	(50) Municipal Retirement/ Social Security	(60) Capital Projects	(70) Working Cash	(80) Tort	(90) Fire Prevention & Safety
2	Whole Numbers Only										
3	BEGINNING CASH BALANCE ON HAND July 1, 2016 ⁷		12,276,307	3,527,873	1,999,159	3,184,230	624,907	9,557,837	3,491,309	1,450,028	52,791
4	Total Direct Receipts & Other Sources ⁸		20,268,225	6,049,731	1,577,729	3,586,030	757,265	3,560,000	230,884	434,204	102,301
5	OTHER RECEIPTS										
6	Interfund Loans Payable (Loans from Other Funds)	411									
7	Interfund Loans Receivable (Repayment of Loans)	141									
8	Notes and Warrants Payable	433									
9	Other Current Assets	199									
10	Total Other Receipts		0	0	0	0	0	0	0	0	0
11	Total Direct Receipts, Other Sources, & Other Receipts		20,268,225	6,049,731	1,577,729	3,586,030	757,265	3,560,000	230,884	434,204	102,301
12	Total Amount Available		32,544,532	9,577,604	3,576,888	6,770,260	1,382,172	13,117,837	3,722,193	1,884,232	155,092
13	Total Direct Disbursements & Other Uses ⁹		20,193,028	6,100,467	1,463,325	5,087,633	615,949	11,200,000	53,465	274,301	30,000
14	OTHER DISBURSEMENTS										
15	Interfund Loans Receivable (Loans to Other Funds) ¹⁰	141									
16	Interfund Loans Payable (Repayment of Loans)	411									
17	Notes and Warrants Payable	433									
18	Other Current Liabilities	499									
19	Total Other Disbursements		0	0	0	0	0	0	0	0	0
20	Total Direct Disbursements, Other Uses, & Other Disbursements		20,193,028	6,100,467	1,463,325	5,087,633	615,949	11,200,000	53,465	274,301	30,000
21	ENDING CASH BALANCE ON HAND June 30, 2017 ⁷		12,351,504	3,477,137	2,113,563	1,682,627	766,223	1,917,837	3,668,728	1,609,931	125,092

1	A	B	C	D	E	F	G	H	I	J	K
2	Description Whole Numbers Only	(Enter Acct #	(10) Educational	(20) Operations & Maintenance	(30) Debt Service	(40) Transportation	(50) Municipal Retirement/ Social Security	(60) Capital Projects	(70) Working Cash	(80) Tort	(90) Fire Prevention & Safety
3	RECEIPTS/REVENUES FROM LOCAL SOURCES (1000)										
4	AD VALOREM TAXES LEVIED BY LOCAL EDUCATION AGENCY	1100									
5	Designated Purposes Levies ¹¹	-	12,661,935	1,989,731	1,547,729	3,312,030	265,982	0	180,884	409,204	102,301
6	Leasing Purposes Levy ¹²	1130									
7	Special Education Purposes Levy	1140	1,432,214								
8	FICA and Medicare Only Levies	1150					414,318				
9	Area Vocational Construction Purposes Levy	1160									
10	Summer School Purposes Levy	1170									
11	Other Tax Levies (Describe & Itemize)	1190									
12	Total Ad Valorem Taxes Levied by District		14,094,149	1,989,731	1,547,729	3,312,030	680,300	0	180,884	409,204	102,301
13	PAYMENTS IN LIEU OF TAXES	1200									
14	Mobile Home Privilege Tax	1210									
15	Payments from Local Housing Authority	1220									
16	Corporate Personal Property Replacement Taxes ¹³	1230	500,000				16,000				
17	Other Payments in Lieu of Taxes (Describe & Itemize)	1290									
18	Total Payments in Lieu of Taxes		500,000	0	0	0	16,000	0	0	0	0
19	TUITION	1300									
20	Regular Tuition from Pupils or Parents (In State)	1311	93,000								
21	Regular Tuition from Other Districts (In State)	1312									
22	Regular Tuition from Other Sources (In State)	1313									
23	Regular Tuition from Other Sources (Out of State)	1314									
24	Summer School Tuition from Pupils or Parents (In State)	1321									
25	Summer School Tuition from Other Districts (In State)	1322									
26	Summer School Tuition from Other Sources (In State)	1323									
27	Summer School Tuition from Other Sources (Out of State)	1324									
28	CTE Tuition from Pupils or Parents (In State)	1331									
29	CTE Tuition from Other Districts (In State)	1332									
30	CTE Tuition from Other Sources (In State)	1333									
31	CTE Tuition from Other Sources (Out of State)	1334									
32	Special Education Tuition from Pupils or Parents (In State)	1341									
33	Special Education Tuition from Other Districts (In State)	1342									
34	Special Education Tuition from Other Sources (In State)	1343									
35	Special Education Tuition from Other Sources (Out of State)	1344									
36	Adult Tuition from Pupils or Parents (In State)	1351									
37	Adult Tuition from Other Districts (In State)	1352									
38	Adult Tuition from Other Sources (In State)	1353									
39	Adult Tuition from Other Sources (Out of State)	1354									
40	Total Tuition		93,000								
41	TRANSPORTATION FEES	1400									
42	Regular Transportation Fees from Pupils or Parents (In State)	1411				104,000					
43	Regular Transportation Fees from Other Districts (In State)	1412									
44	Regular Transportation Fees from Other Sources (In State)	1413									
45	Regular Transportation Fees from Co-curricular Activities (In State)	1415									
46	Regular Transportation Fees from Other Sources (Out of State)	1416									
47	Summer School Transportation Fees from Pupils or Parents (In State)	1421									
48	Summer School Transportation Fees from Other Districts (In State)	1422									
49	Summer School Transportation Fees from Other Sources (In State)	1423									
50	Summer School Transportation Fees from Other Sources (Out of State)	1424									
51	CTE Transportation Fees from Pupils or Parents (In State)	1431									
52	CTE Transportation Fees from Other Districts (In State)	1432									
53	CTE Transportation Fees from Other Sources (In State)	1433									
54	CTE Transportation Fees from Other Sources (Out of State)	1434									
55	Special Education Transportation Fees from Pupils or Parents (In State)	1441									
56	Special Education Transportation Fees from Other Districts (In State)	1442									

	A	B	C	D	E	F	G	H	I	J	K
1	Description	(Enter Acct #)	(10) Educational	(20) Operations & Maintenance	(30) Debt Service	(40) Transportation	(50) Municipal Retirement/Social Security	(60) Capital Projects	(70) Working Cash	(80) Tort	(90) Fire Prevention & Safety
2	Whole Numbers Only										
57	Special Education Transportation Fees from Other Sources (In State)	1443									
58	Special Education Transportation Fees from Other Sources (Out of State)	1444									
59	Adult Transportation Fees from Pupils or Parents (In State)	1451									
60	Adult Transportation Fees from Other Districts (In State)	1452									
61	Adult Transportation Fees from Other Sources (In State)	1453									
62	Adult Transportation Fees from Other Sources (Out of State)	1454									
63	Total Transportation Fees					104,000					
64	EARNINGS ON INVESTMENTS	1500									
65	Interest on Investments	1510	170,000	60,000	30,000	45,000	7,500	60,000	50,000	25,000	0
66	Gain or Loss on Sale of Investments	1520									
67	Total Earnings on Investments		170,000	60,000	30,000	45,000	7,500	60,000	50,000	25,000	0
68	FOOD SERVICE	1600									
69	Sales to Pupils - Lunch	1611	108,000								
70	Sales to Pupils - Breakfast	1612									
71	Sales to Pupils - A la Carte	1613									
72	Sales to Pupils - Other (Describe & Itemize)	1614									
73	Sales to Adults	1620									
74	Other Food Service (Describe & Itemize)	1690									
75	Total Food Service		108,000								
76	DISTRICT/SCHOOL ACTIVITY INCOME	1700									
77	Admissions - Athletic	1711									
78	Admissions - Other	1719	8,000								
79	Fees	1720	0								
80	Book Store Sales	1730	0								
81	Other District/School Activity Revenue (Describe & Itemize)	1790	19,000								
82	Total District/School Activity Income		27,000	0							
83	TEXTBOOK INCOME	1800									
84	Rentals - Regular Textbooks	1811	14,300								
85	Rentals - Summer School Textbooks	1812									
86	Rentals - Adult/Continuing Education Textbooks	1813									
87	Rentals - Other (Describe)	1819									
88	Sales - Regular Textbooks	1821									
89	Sales - Summer School Textbooks	1822									
90	Sales - Adult/Continuing Education Textbooks	1823									
91	Sales - Other (Describe & Itemize)	1829									
92	Other (Describe & Itemize)	1890									
93	Total Textbooks		14,300								
94	OTHER REVENUE FROM LOCAL SOURCES	1900									
95	Rentals	1910									
96	Contributions and Donations from Private Sources	1920									
97	Impact Fees from Municipal or County Governments	1930									
98	Services Provided Other Districts	1940									
99	Refund of Prior Years' Expenditures	1950									
100	Payments of Surplus Moneys from TIF Districts	1960									
101	Drivers' Education Fees	1970									
102	Proceeds from Vendors' Contracts	1980									
103	School Facility Occupation Tax Proceeds	1983									
104	Payment from Other Districts	1991									

1	A	B	C	D	E	F	G	H	I	J	K
2	Description Whole Numbers Only	(Enter Acct #	(10) Educational	(20) Operations & Maintenance	(30) Debt Service	(40) Transportation	(50) Municipal Retirement/ Social Security	(60) Capital Projects	(70) Working Cash	(80) Tort	(90) Fire Prevention & Safety
105	Sale of Vocational Projects	1992									
106	Other Local Fees (Describe & Itemize)	1993									
107	Other Local Revenues (Describe & Itemize)	1999									
108	Total Other Revenue from Local Sources		0	0	0	0	0	0	0	0	0
109	Total Receipts/Revenues from Local Sources	1000	15,006,449	2,049,731	1,577,729	3,461,030	703,800	60,000	230,884	434,204	102,301
FLOW-THROUGH RECEIPTS/REVENUES FROM ONE DISTRICT TO ANOTHER DISTRICT (2000)											
110											
111	Flow-Through Revenue from State Sources	2100									
112	Flow-Through Revenue from Federal Sources	2200									
113	Other Flow-Through Revenue (Describe & Itemize)	2300									
114	Total Flow-Through Receipts/Revenues From One District to Another District	2000	0	0		0	0				
RECEIPTS/REVENUES FROM STATE SOURCES (3000)											
115											
116	UNRESTRICTED GRANTS-IN-AID (3001-3099)										
117	General State Aid (Section 18-8.05)	3001	2,842,816								
118	General State Aid Hold Harmless/Supplemental	3002									
119	Reorganization Incentives (Accounts 3005-3021)	3005									
120	Other Unrestricted Grants-In-Aid From State Sources (Describe & Itemize)	3099									
121	Total Unrestricted Grants-In-Aid		2,842,816	0	0	0	0	0		0	0
122	RESTRICTED GRANTS-IN-AID (3100-3900)										
123	SPECIAL EDUCATION										
124	Special Education - Private Facility Tuition	3100	32,614								
125	Special Education - Funding for Children Requiring Sp Ed Services	3105	249,782								
126	Special Education - Personnel	3110	352,919								
127	Special Education - Orphanage - Individual	3120	0								
128	Special Education - Orphanage - Summer Individual	3130									
129	Special Education - Summer School	3145	6,000								
130	Special Education - Other (Describe & Itemize)	3199									
131	Total Special Education		641,315	0		0					
132	CAREER AND TECHNICAL EDUCATION (CTE)										
133	CTE - Technical Education - Tech Prep	3200									
134	CTE - Secondary Program Improvement (CTEI)	3220									
135	CTE - WECEP	3225									
136	CTE - Agriculture Education	3235									
137	CTE - Instructor Practicum	3240									
138	CTE - Student Organizations	3270									
139	CTE - Other (Describe & Itemize)	3299									
140	Total Career and Technical Education		0	0						0	
141	BILINGUAL EDUCATION										
142	Bilingual Education - Downstate - TPI and TBE	3305	205,516								
143	Bilingual Education - Downstate - Transitional Bilingual Education	3310									
144	Total Bilingual Education		205,516							0	
145	State Free Lunch & Breakfast	3360	7,500								
146	School Breakfast Initiative	3365									
147	Driver Education	3370									
148	Adult Education (from ICCB)	3410									
149	Adult Education - Other (Describe & Itemize)	3499									
150	TRANSPORTATION										
151	Transportation - Regular and Vocational	3500									
152	Transportation - Special Education	3510				125,000					
153	Transportation - Other (Describe & Itemize)	3599									
154	Total Transportation		0	0		125,000	0				
155	Learning Improvement - Change Grants	3610									
156	Scientific Literacy	3660									

1	A	B	C	D	E	F	G	H	I	J	K
2	Description Whole Numbers Only	(Enter Acct #	(10) Educational	(20) Operations & Maintenance	(30) Debt Service	(40) Transportation	(50) Municipal Retirement/ Social Security	(60) Capital Projects	(70) Working Cash	(80) Tort	(90) Fire Prevention & Safety
157	Truant Alternative/Optional Education	3695									
158	Early Childhood - Block Grant	3705	222,710								
159	Reading Improvement Block Grant	3715									
160	Reading Improvement Block Grant - Reading Recovery	3720									
161	Continued Reading Improvement Block Grant	3725									
162	Continued Reading Improvement Block Grant (2% Set Aside)	3726									
163	Chicago General Education Block Grant	3766									
164	Chicago Educational Services Block Grant	3767									
165	School Safety & Educational Improvement Block Grant	3775									
166	Technology - Technology for Success	3780									
167	State Charter Schools	3815									
168	Extended Learning Opportunities - Summer Bridges	3825									
169	Infrastructure Improvements - Planning/Construction	3920									
170	School Infrastructure - Maintenance Projects	3925									
171	Other Restricted Revenue from State Sources (Describe & Itemize)	3999									
172	Total Restricted Grants-In-Aid		1,077,041	0	0	125,000	0	0	0	0	0
173	Total Receipts/Revenues from State Sources	3000	3,919,857	0	0	125,000	0	0	0	0	0
174	RECEIPTS/REVENUES FROM FEDERAL SOURCES (4000)										
175	UNRESTRICTED GRANTS-IN-AID RECEIVED DIRECTLY										
176	Federal Impact Aid	4001									
177	Other Unrestricted Grants-In-Aid Received Directly from the Federal Govt. (Describe & Itemize)	4009									
178	Total Unrestricted Grants-In-Aid Received Directly from Fed Govt		0	0	0	0	0	0	0	0	0
179	RESTRICTED GRANTS-IN-AID RECEIVED DIRECTLY FROM FEDERAL GOVT										
180	Head Start	4045									
181	Construction (Impact Aid)	4050									
182	MAGNET	4060									
183	Other Restricted Grants-In-Aid Received Directly from Federal Govt. (Describe & Itemize)	4090									
184	Total Restricted Grants-In-Aid Received Directly from Federal Govt.		0	0		0	0	0			0
185	RESTRICTED GRANTS-IN-AID RECEIVED FROM FEDERAL										
186	TITLE VI										
187	Title VI - Innovation and Flexibility Formula	4100									
188	Title VI - SEA Projects	4105									
189	Title VI - Rural Education Initiative (REI)	4107									
190	Title VI - Other (Describe & Itemize)	4199									
191	Total Title VI		0	0		0	0				
192	FOOD SERVICE										
193	Breakfast Start-Up Expansion	4200									
194	National School Lunch Program	4210	300,000								
195	Special Milk Program	4215									
196	School Breakfast Program	4220	60,000								
197	Summer Food Service Admin/Program	4225									
198	Child and Adult Care Food Program	4226									
199	Fresh Fruit and Vegetables	4240									
200	Food Service - Other (Describe & Itemize)	4299									
201	Total Food Service		360,000				0				

1	A	B	C	D	E	F	G	H	I	J	K
2	Description	(Enter Acct #	(10) Educational	(20) Operations & Maintenance	(30) Debt Service	(40) Transportation	(50) Municipal Retirement/ Social Security	(60) Capital Projects	(70) Working Cash	(80) Tort	(90) Fire Prevention & Safety
3	Whole Numbers Only)										
202	TITLE I										
203	Title I - Low Income	4300	860,000								
204	Title I - Low Income - Neglected, Private	4305									
205	Title I - Comprehensive School Reform	4332									
206	Title I - Reading First	4334									
207	Title I - Even Start	4335									
208	Title I - Reading First SEA Funds	4337									
209	Title I - Migrant Education	4340									
210	Title I - Other (Describe & Itemize)	4399									
211	Total Title I		860,000	0		0	0				
212	TITLE IV										
213	Title IV - Safe & Drug Free Schools - Formula	4400									
214	Title IV - 21st Century Comm Learning Centers	4421									
215	Title IV - Other (Describe & Itemize)	4499									
216	Total Title IV		0	0		0	0				
217	FEDERAL - SPECIAL EDUCATION										
218	Federal Special Education - Preschool Flow-Through	4600									
219	Federal Special Education - Preschool Discretionary	4605									
220	Federal Special Education - IDEA Flow Through	4620									
221	Federal Special Education - IDEA Room & Board	4625									
222	Federal Special Education - IDEA Discretionary	4630									
223	Federal Special Education - IDEA - Other (Describe & Itemize)	4699									
224	Total Federal Special Education		0	0		0	0				
225	CTE - PERKINS										
226	CTE - Perkins-Title III Tech Prep	4770									
227	CTE - Other (Describe & Itemize)	4799									
228	Total CTE - Perkins		0	0			0				
229	Federal - Adult Education	4810									
230	ARRA - General State Aid - Education Stabilization	4850									
231	ARRA - Title I - Low Income	4851									
232	ARRA - Title I - Neglected, Private	4852									
233	ARRA - Title I - Delinquent, Private	4853									
234	ARRA - Title I - School Improvement (Part A)	4854									
235	ARRA - Title I - School Improvement (Section 1003g)	4855									
236	ARRA - IDEA - Part B - Preschool	4856									
237	ARRA - IDEA - Part B - Flow-Through	4857									
238	ARRA - Title IID - Technology - Formula	4860									
239	ARRA - Title IID - Technology - Competitive	4861									
240	ARRA - McKinney - Vento Homeless Education	4862									
241	ARRA - Child Nutrition Equipment Assistance	4863									
242	Impact Aid Formula Grants	4864									
243	Impact Aid Competitive Grants	4865									
244	Qualified Zone Academy Bond Tax Credits	4866									
245	Qualified School Construction Bond Credits	4867									
246	Build America Bond Tax Credits	4868									
247	Build America Bond Interest Reimbursement	4869									
248	ARRA - General State Aid - Other Government Services Stabilization	4870									
249	Other ARRA Funds - II	4871									
250	Other ARRA Funds - III	4872									
251	Other ARRA Funds - IV	4873									
252	Other ARRA Funds - V	4874									
253	ARRA - Early Childhood	4875									
254	Other ARRA Funds - VII	4876									

BUDGET SUMMARY

1	A	B	C	D	E	F	G	H	I	J	K
2	Description Whole Numbers Only	(Enter Acct #	(10) Educational	(20) Operations & Maintenance	(30) Debt Service	(40) Transportation	(50) Municipal Retirement/ Social Security	(60) Capital Projects	(70) Working Cash	(80) Tort	(90) Fire Prevention & Safety
255	Other ARRA Funds - VIII	4877									
256	Other ARRA Funds - IX	4878									
257	Other ARRA Funds - X	4879									
258	Other ARRA Funds - Ed Job Fund Program	4880									
259	Total Stimulus Programs		0	0	0	0	0	0		0	0
260	Race to the Top Program	4901									
261	Race to the Top - Preschool Expansion Grant	4902									
262	Advanced Placement Fee/International Baccalaureate	4904									
263	Title III - Immigrant Education Program (IEP)	4905									
264	Title III - Language Inst Program - Limited English (LIPLEP)	4909	44,770								
265	Learn & Serve America	4910									
266	McKinney Education for Homeless Children	4920									
267	Title II - Eisenhower - Professional Development Formula	4930									
268	Title II - Teacher Quality	4932	77,149								
269	Federal Charter Schools	4960									
270	Medicaid Matching Funds - Administrative Outreach	4991									
271	Medicaid Matching Funds - Fee-For-Service Program	4992									
272	Other Restricted Grants Received from Federal Government through State (Describe & Itemize)	4999									
273	Total Restricted Grants-In-Aid Received from Federal Govt. Thru the State		1,341,919	0	0	0	0	0		0	0
274	TOTAL RECEIPTS/REVENUES FROM FEDERAL SOURCES	4000	1,341,919	0	0	0	0	0	0	0	0
275	TOTAL DIRECT RECEIPTS/REVENUES		20,268,225	2,049,731	1,577,729	3,586,030	703,800	60,000	230,884	434,204	102,301

	A	B	C	D	E	F	G	H	I	J	K
	Description	(Enter Func #	(100) Salaries	(200) Employee Benefits	(300) Purchased Services	(400) Supplies & Materials	(500) Capital Outlay	(600) Other Objects	(700) Non-Capitalized Equipment	(800) Termination Benefits	(900) Total
1	Whole Numbers Only										
2	10 - EDUCATIONAL FUND (ED)										
3	INSTRUCTION (ED)										
4		1000									
5	Regular Programs	1100	6,836,367	934,711	197,200	296,588		15,000			8,279,866
6	Tuition Payment to Charter Schools	1115									0
7	Pre-K Programs	1125	284,497	49,346	400	9,746					343,989
8	Special Education Programs (Functions 1200 - 1220)	1200	1,141,541	214,346		24,300					1,380,187
9	Special Education Programs Pre-K	1225				5,000					5,000
10	Remedial and Supplemental Programs K-12	1250	243,932	83,160	224,000	142,250					693,342
11	Remedial and Supplemental Programs Pre-K	1275									0
12	Adult/Continuing Education Programs	1300									0
13	CTE Programs	1400									0
14	Interscholastic Programs	1500	40,984	25,980	4,000						70,964
15	Summer School Programs	1600									0
16	Gifted Programs	1650									0
17	Driver's Education Programs	1700									0
18	Bilingual Programs	1800	803,403	136,117		12,000					951,520
19	Truant Alternative & Optional Programs	1900									0
20	Pre-K Programs - Private Tuition	1910									0
21	Regular K-12 Programs Private Tuition	1911									0
22	Special Education Programs K-12 Private Tuition	1912									0
23	Special Education Programs Pre-K Tuition	1913									0
24	Remedial/Supplemental Programs K-12 Private Tuition	1914									0
25	Remedial/Supplemental Programs Pre-K Private Tuition	1915									0
26	Adult/Continuing Education Programs Private Tuition	1916									0
27	CTE Programs Private Tuition	1917									0
28	Interscholastic Programs Private Tuition	1918									0
29	Summer School Programs Private Tuition	1919									0
30	Gifted Programs Private Tuition	1920									0
31	Bilingual Programs Private Tuition	1921									0
32	Truants Alternative/Opt Ed Programs Private Tuition	1922									0
33	Total Instruction¹⁴	1000	9,350,724	1,443,660	425,600	489,884	0	15,000	0	0	11,724,868
34	SUPPORT SERVICES (ED)										
35	Support Services - Pupil										
36	Attendance & Social Work Services	2110	413,246	54,586		6,000					473,832
37	Guidance Services	2120									0
38	Health Services	2130	146,123	20,933		7,000					174,056
39	Psychological Services	2140	246,262	30,945		3,000					280,207
40	Speech Pathology & Audiology Services	2150	237,296	37,917		3,500					278,713
41	Other Support Services - Pupils (Describe & Itemize)	2190	108,757	10,127		3,000					121,884
42	Total Support Services - Pupil	2100	1,151,684	154,508	0	22,500	0	0	0	0	1,328,692
43	Support Services - Instructional Staff										
44	Improvement of Instruction Services	2210	147,000	80,000	207,340	0					434,340
45	Educational Media Services	2220	185,385	36,958		22,700					245,043
46	Assessment & Testing	2230			34,963						34,963
47	Total Support Services - Instructional Staff	2200	332,385	116,958	242,303	22,700	0	0	0	0	714,346
48	Support Services - General Administration										
49	Board of Education Services	2310			300,000	20,000		10,000			330,000
50	Executive Administration Services	2320	215,502	60,132	5,250	2,000		4,000			286,884
51	Special Area Administration Services	2330									0
52	Tort Immunity Services	2360 - 2370									0
53	Total Support Services - General Administration	2300	215,502	60,132	305,250	22,000	0	14,000	0	0	616,884
54	Support Services - School Administration										
55	Office of the Principal Services	2410	790,384	191,802	30,000	3,000		7,500			1,022,686
56	Other Support Services - School Administration (Describe & Itemize)	2490									0
57	Total Support Services - School Administration	2400	790,384	191,802	30,000	3,000	0	7,500	0	0	1,022,686
58	Support Services - Business										
59	Direction of Business Support Services	2510	78,387	20,766	11,000	1,000		3,000			114,153
60	Fiscal Services	2520	201,427	31,177	54,000	5,000		2,000			293,604
61	Operation & Maintenance of Plant Services	2540			260,000						260,000

1	A	B	C	D	E	F	G	H	I	J	K
2	Description	(Enter	(100)	(200)	(300)	(400)	(500)	(600)	(700)	(800)	(900)
3	Whole Numbers Only)	Func	Salaries	Employee	Purchased	Supplies &	Capital Outlay	Other Objects	Non-Capitalized	Termination	Total
4		#		Benefits	Services	Materials			Equipment	Benefits	
62	Pupil Transportation Services	2550									0
63	Food Services	2560	121,094	18,513	555,000	8,000	5,000				707,607
64	Internal Services	2570									0
65	Total Support Services - Business	2500	400,908	70,456	880,000	14,000	5,000	5,000	0	0	1,375,364
66	Support Services - Central										
67	Direction of Central Support Services	2610	131,738	40,366	15,000	12,000		2,500			201,604
68	Planning, Research, Development & Evaluation Services	2620	376,264	70,522	70,000	155,000		19,000			690,786
69	Information Services	2630									0
70	Staff Services	2640	9,750	3,791							13,541
71	Data Processing Services	2660	459,402	64,894	66,325	229,830	490,000	0			1,310,451
72	Total Support Services - Central	2600	977,154	179,573	151,325	396,830	490,000	21,500	0	0	2,216,382
73	Other Support Services (Describe & Itemize)	2900									0
74	Total Support Services	2000	3,868,017	773,429	1,608,878	481,030	495,000	48,000	0	0	7,274,354
75	COMMUNITY SERVICES (ED)	3000	89,818	560	60,028	3,400		150,000			303,806
76	PAYMENTS TO OTHER DIST & GOVT UNITS (ED)	4000									
77	Payments to Other Dist & Govt Units (In-State)										
78	Payments for Regular Programs	4110									0
79	Payments for Special Education Programs	4120						850,000			850,000
80	Payments for Adult/Continuing Education Programs	4130									0
81	Payments for CTE Programs	4140									0
82	Payments for Community College Programs	4170									0
83	Other Payments to In-State Govt Units (Describe & Itemize)	4190									0
84	Total Payments to Other Dist & Govt Units (In-State)	4100			0			850,000			850,000
85	Payments for Regular Programs - Tuition	4210									0
86	Payments for Special Education Programs - Tuition	4220									0
87	Payments for Adult/Continuing Education Programs - Tuition	4230									0
88	Payments for CTE Programs - Tuition	4240									0
89	Payments for Community College Programs - Tuition	4270									0
90	Payments for Other Programs - Tuition	4280									0
91	Other Payments to In-State Govt Units (Describe & Itemize)	4290									0
92	Total Payments to Other Dist & Govt Units - Tuition (In State)	4200						0			0
93	Payments for Regular Programs - Transfers	4310									0
94	Payments for Special Education Programs - Transfers	4320									0
95	Payments for Adult/Continuing Ed Programs - Transfers	4330									0
96	Payments for CTE Programs - Transfers	4340									0
97	Payments for Community College Program - Transfers	4370									0
98	Payments for Other Programs - Transfers	4380									0
99	Other Payments to In-State Govt Units - Transfers (Describe & Itemize)	4390									0
100	Total Payments to Other Dist & Govt Units-Transfers (In State)	4300			0			0			0
101	Payments to Other Dist & Govt Units (Out of State)	4400									0
102	Total Payments to Other Dist & Govt Units	4000			0			850,000			850,000
103	DEBT SERVICE (ED)	5000									
104	Debt Service - Interest on Short-Term Debt										
105	Tax Anticipation Warrants	5110									0
106	Tax Anticipation Notes	5120									0
107	Corporate Personal Property Repl Tax Anticipated Notes	5130									0
108	State Aid Anticipation Certificates	5140									0
109	Other Interest on Short-Term Debt (Describe & Itemize)	5150									0
110	Total Debt Service - Interest on Short-Term Debt	5100						0			0
111	Debt Service - Interest on Long-Term Debt	5200									0
112	Total Debt Service	5000						0			0
113	PROVISION FOR CONTINGENCIES (ED)	6000						40,000			40,000
114	Total Direct Disbursements/Expenditures		13,308,559	2,217,649	2,094,506	974,314	495,000	1,103,000	0	0	20,193,028
115	Excess (Deficiency) of Receipts/Revenues Over Disbursements/Expenditures										75,197

	A	B	C	D	E	F	G	H	I	J	K
1	Description	(Enter	(100)	(200)	(300)	(400)	(500)	(600)	(700)	(800)	(900)
2	Whole Numbers Only)	Func#	Salaries	Employee Benefits	Purchased Services	Supplies & Materials	Capital Outlay	Other Objects	Non-Capitalized Equipment	Termination Benefits	Total
117	20 - OPERATIONS AND MAINTENANCE FUND (O&M)										
118	SUPPORT SERVICES (O&M)	2000									
119	Support Services - Pupil										
120	Other Support Services - Pupils <i>(Describe & Itemize)</i>	2190									0
121	Support Services - Business										
122	Direction of Business Support Services	2510									0
123	Facilities Acquisition & Construction Services	2530									0
124	Operation & Maintenance of Plant Services	2540	653,087	128,380	591,000	498,000	720,000				2,590,467
125	Pupil Transportation Services	2550									0
126	Food Services	2560									0
127	Total Support Services - Business	2500	653,087	128,380	591,000	498,000	720,000	0	0	0	2,590,467
128	Other Support Services <i>(Describe & Itemize)</i>	2900									0
129	Total Support Services	2000	653,087	128,380	591,000	498,000	720,000	0	0	0	2,590,467
130	COMMUNITY SERVICES (O&M)	3000									0
131	PAYMENTS TO OTHER DIST & GOVT UNITS (O&M)	4000									
132	Payments to Other Dist & Govt Units (In-State)										
133	Payments for Regular Programs	4110									0
134	Payments for Special Education Programs	4120									0
135	Payments for CTE Program	4140									0
136	Other Payments to In-State Govt Units <i>(Describe & Itemize)</i>	4190									0
137	Total Payments to Other Dist & Govt Units (In-State)	4100						0			0
138	Payments to Other Dist & Govt Units (Out of State) ¹⁴	4400									0
139	Total Payments to Other Dist & Govt Unit	4000						0			0
140	DEBT SERVICE (O&M)	5000									
141	Debt Service - Interest on Short-Term Debt										
142	Tax Anticipation Warrants	5110									0
143	Tax Anticipation Notes	5120									0
144	Corporate Personal Prop Repl Tax Anticipated Notes	5130									0
145	State Aid Anticipation Certificates	5140									0
146	Other Interest on Short-Term Debt <i>(Describe & Itemize)</i>	5150									0
147	Total Debt Service - Interest on Short-Term Debt	5100						0			0
148	Debt Service - Interest on Long-Term Debt	5200									0
149	Total Debt Service	5000						0			0
150	PROVISION FOR CONTINGENCIES (O&M)	6000						10,000			10,000
151	Total Direct Disbursements/Expenditures		653,087	128,380	591,000	498,000	720,000	10,000	0	0	2,600,467
152	Excess (Deficiency) of Receipts/Revenues Over Disbursements/Expenditures										(550,736)
154	30 - DEBT SERVICE FUND (DS)										
155	PAYMENTS TO OTHER DIST & GOVT UNITS (DS)	4000									
156	Payments to Other Dist & Govt Units (In-State)										
157	Payments for Regular Programs	4110									0
158	Payments for Special Education Programs	4120									0
159	Other Payments to In-State Govt Units <i>(Describe & Itemize)</i>	4190									0
160	Total Payments to Other Dist & Govt Units (In-State)	4000						0			0
161	DEBT SERVICE (DS)	5000									
162	Debt Service - Interest on Short-Term Debt										
163	Tax Anticipation Warrants	5110									0
164	Tax Anticipation Notes	5120									0
165	Corporate Personal Prop Repl Tax Anticipation Notes	5130									0
166	State Aid Anticipation Certificates	5140						273,325			273,325
167	Other Interest on Short-Term Debt <i>(Describe & Itemize)</i>	5150									0
168	Total Debt Service - Interest On Short-Term Debt	5100						273,325			273,325

1	A	B	C	D	E	F	G	H	I	J	K
2	Description	(Enter Funct #)	(100) Salaries	(200) Employee Benefits	(300) Purchased Services	(400) Supplies & Materials	(500) Capital Outlay	(600) Other Objects	(700) Non-Capitalized Equipment	(800) Termination Benefits	(900) Total
169	Debt Service - Interest on Long-Term Debt	5200						1,190,000			1,190,000
170	Debt Service - Payments of Principal on Long-Term Debt ¹⁵ (Lease/Purchase Principal Retired)	5300									0
171	Debt Service Other (Describe & Itemize)	5400									0
172	Total Debt Service	5000			0			1,463,325			1,463,325
173	PROVISION FOR CONTINGENCIES (DS)	6000									0
174	Total Direct Disbursements/Expenditures				0			1,463,325			1,463,325
175	Excess (Deficiency) of Receipts/Revenues Over Disbursements/Expenditures										114,404
177	40 - TRANSPORTATION FUND (TR)										
178	SUPPORT SERVICES (TR)	2000									
179	Support Services - Pupils										
180	Other Support Services - Pupils (Describe & Itemize)	2190									0
181	Support Services - Business										
182	Pupil Transportation Services	2550	17,404	4,223	1,035,506	500					1,057,633
183	Other Support Services (Describe & Itemize)	2900									0
184	Total Support Services	2000	17,404	4,223	1,035,506	500	0	0	0	0	1,057,633
185	COMMUNITY SERVICES (TR)	3000									0
186	PAYMENTS TO OTHER DIST & GOVT UNITS (TR)	4000									
187	Payments to Other Dist & Govt Units (In-State)										
188	Payments for Regular Program	4110									0
189	Payments for Special Education Programs	4120									0
190	Payments for Adult/Continuing Education Programs	4130									0
191	Payments for CTE Programs	4140									0
192	Payments for Community College Programs	4170									0
193	Other Payments to In-State Govt Units (Describe & Itemize)	4190									0
194	Total Payments to Other Dist & Govt Units (In-State)	4100			0			0			0
195	Payments to Other Dist & Govt Units (Out-of-State) (Describe & Itemize)	4400									0
196	Total Payments to Other Dist & Govt Units	4000			0			0			0
197	DEBT SERVICE (TR)	5000									
198	Debt Service - Interest on Short-Term Debt										
199	Tax Anticipation Warrants	5110									0
200	Tax Anticipation Notes	5120									0
201	Corporate Personal Prop Repl Tax Anticipation Notes	5130									0
202	State Aid Anticipation Certificates	5140									0
203	Other Interest on Short-Term Debt (Describe and Itemize)	5150									0
204	Total Debt Service - Interest On Short-Term Debt	5100						0			0
205	Debt Service - Interest on Long-Term Debt	5200									0
206	Debt Service - Payments of Principal on Long-Term Debt ¹⁵ (Lease/Purchase Principal Retired)	5300									0
207	Debt Service - Other (Describe and Itemize)	5400									0
208	Total Debt Service	5000						0			0
209	PROVISION FOR CONTINGENCIES (TR)	6000						30,000			30,000
210	Total Direct Disbursements/Expenditures		17,404	4,223	1,035,506	500	0	30,000	0	0	1,087,633
211	Excess (Deficiency) of Receipts/Revenues Over Disbursements/Expenditures										2,498,397
213	50 - MUNICIPAL RETIREMENT/SOC SEC FUND (MR/SS)										
214	INSTRUCTION (MR/SS)	1000									
215	Regular Program	1100		97,944							97,944
216	Pre-K Programs	1125		9,826							9,826
217	Special Education Programs (Functions 1200-1220)	1200		82,738							82,738
218	Special Education Programs Pre-K	1225									0
219	Remedial and Supplemental Programs K-12	1250		3,537							3,537
220	Remedial and Supplemental Programs Pre-K	1275									0
221	Adult/Continuing Education Programs	1300									0
222	CTE Programs	1400									0
223	Interscholastic Programs	1500		7,250							7,250

1	A	B	C	D	E	F	G	H	I	J	K
2	Description	(Enter	(100)	(200)	(300)	(400)	(500)	(600)	(700)	(800)	(900)
	Whole Numbers Only)	Func	Salaries	Employee	Purchased	Supplies &	Capital Outlay	Other Objects	Non-Capitalized	Termination	Total
		#		Benefits	Services	Materials			Equipment	Benefits	
224	Summer School Programs	1600									0
225	Gifted Programs	1650									0
226	Driver's Education Programs	1700									0
227	Bilingual Programs	1800		31,701							31,701
228	Truant Alternative & Optional Programs	1900									0
229	Total Instruction	1000		232,996							232,996
230	SUPPORT SERVICES (MR/SS)	2000									
231	Support Services - Pupil										
232	Attendance & Social Work Services	2110		5,992							5,992
233	Guidance Services	2120									0
234	Health Services	2130		18,173							18,173
235	Psychological Services	2140		3,571							3,571
236	Speech Pathology & Audiology Services	2150		3,441							3,441
237	Other Support Services - Pupils (Describe & Itemize)	2190		19,239							19,239
238	Total Support Services - Pupil	2100		50,416							50,416
239	Support Services - Instructional Staff										
240	Improvement of Instruction Services	2210									0
241	Educational Media Services	2220		15,732							15,732
242	Assessment & Testing	2230									0
243	Total Support Services - Instructional Staff	2200		15,732							15,732
244	Support Services - General Administration										
245	Board of Education Services	2310									0
246	Executive Administration Services	2320		14,224							14,224
247	Special Area Administrative Services	2330									0
248	Claims Paid from Self Insurance Fund	2361									0
249	Workers' Compensation or Workers' Occupation Disease Acts Payments	2362									0
250	Unemployment Insurance Payments	2363									0
251	Insurance Payments (regular or self-insurance)	2364									0
252	Risk Management and Claims Services Payments	2365									0
253	Judgment and Settlements	2366									0
254	Educational, Inspectional, Supervisory Services Related to Loss Prevention or Reduction	2367									0
255	Reciprocal Insurance Payments	2368									0
256	Legal Service	2369									0
257	Total Support Services - General Administration	2300		14,224							14,224
258	Support Services - School Administration										
259	Office of the Principal Services	2410		37,616							37,616
260	Other Support Services - School Administration (Describe & Itemize)	2490									0
261	Total Support Services - School Administration	2400		37,616							37,616
262	Support Services - Business										
263	Direction of Business Support Services	2510		3,046							3,046
264	Fiscal Services	2520		35,632							35,632
265	Facilities Acquisition & Construction Services	2530									0
266	Operation & Maintenance of Plant Service	2540		94,215							94,215
267	Pupil Transportation Services	2550		1,758							1,758
268	Food Services	2560		21,422							21,422
269	Internal Services	2570									0
270	Total Support Services - Business	2500		156,073							156,073
271	Support Services - Central										
272	Direction of Central Support Services	2610		2,108							2,108
273	Planning, Research, Development & Evaluation Services	2620		20,514							20,514
274	Information Services	2630									0
275	Staff Services	2640									0
276	Data Processing Services	2660		50,381							50,381
277	Total Support Services - Central	2600		73,003							73,003

1	A	B	C	D	E	F	G	H	I	J	K	
2	Description	(Enter	Func	(100)	(200)	(300)	(400)	(500)	(600)	(700)	(800)	(900)
	Whole Numbers Only)	#	Salaries	Employee Benefits	Purchased Services	Supplies & Materials	Capital Outlay	Other Objects	Non-Capitalized Equipment	Termination Benefits	Total	
278	Other Support Services (Describe & Itemize)	2900									0	
279	Total Support Services	2000		347,064							347,064	
280	COMMUNITY SERVICES (MR/SS)	3000		15,889							15,889	
281	PAYMENTS TO OTHER DIST & GOVT UNITS (MR/SS)	4000										
282	Payments for Regular Programs	4110									0	
283	Payments for Special Education Programs	4120									0	
284	Payments for CTE Programs	4140									0	
285	Total Payments to Other Dist & Govt Units	4000		0							0	
286	DEBT SERVICE (MR/SS)	5000										
287	Debt Service - Interest on Short-Term Debt											
288	Tax Anticipation Warrants	5110									0	
289	Tax Anticipation Notes	5120									0	
290	Corporate Personal Prop Repl Tax Anticipation Notes	5130									0	
291	State Aid Anticipation Certificates	5140									0	
292	Other (Describe & Itemize)	5150									0	
293	Total Debt Service	5000						0			0	
294	PROVISION FOR CONTINGENCIES (MR/SS)	6000						20,000			20,000	
295	Total Direct Disbursements/Expenditures			595,949				20,000			615,949	
296	Excess (Deficiency) of Receipts/Revenues Over Disbursements/Expenditures										87,851	
60 - CAPITAL PROJECTS (CP)												
298	SUPPORT SERVICES (CP)	2000										
299	Support Services - Business											
301	Facilities Acquisition & Construction Services	2530			200,000		11,000,000				11,200,000	
302	Other Support Services (Describe & Itemize)	2900									0	
303	Total Support Services	2000	0	0	200,000	0	11,000,000	0	0		11,200,000	
304	PAYMENTS TO OTHER DIST & GOVT UNITS (CP)	4000										
305	Payments to Other Dist & Govt Units (In-State)											
306	Payments to Regular Programs	4110									0	
307	Payment for Special Education Programs	4120									0	
308	Payment for CTE Programs	4140									0	
309	Payments to Other Govt Units (In-State) (Describe & Itemize)	4190									0	
310	Total Payments to Other Districts & Govt Units	4000			0			0			0	
311	PROVISION FOR CONTINGENCIES (CP)	6000									0	
312	Total Direct Disbursements/Expenditures		0	0	200,000	0	11,000,000	0	0		11,200,000	
313	Excess (Deficiency) of Receipts/Revenues Over Disbursements/Expenditures										(11,140,000)	
70 WORKING CASH FUND (WC)												
80 - TORT FUND (TF)												
317	SUPPORT SERVICES - GENERAL ADMINISTRATION	2000										
318	Claims Paid from Self Insurance Fund	2361									0	
320	Workers' Compensation or Workers' Occupational Disease Act Payments	2362			95,000						95,000	
321	Unemployment Insurance Payments	2363			60,000						60,000	
322	Insurance Payments (regular or self-insurance)	2364			70,000						70,000	
323	Risk Management and Claims Services Payments	2365									0	
324	Judgment and Settlements	2366									0	
325	Educational, Inspectional, Supervisory Services Related to Loss Prevention or Reduction	2367	38,415	10,886							49,301	
326	Reciprocal Insurance Payments	2368									0	
327	Legal Service	2369									0	
328	Property Insurance (Building & Grounds)	2371									0	
329	Vehicle Insurance (Transportation)	2372									0	
330	Total Support Services - General Administration	2000	38,415	10,886	225,000	0	0	0	0		274,301	

1	A	B	C	D	E	F	G	H	I	J	K
2	Description	(Enter Funct #	(100) Salaries	(200) Employee Benefits	(300) Purchased Services	(400) Supplies & Materials	(500) Capital Outlay	(600) Other Objects	(700) Non-Capitalized Equipment	(800) Termination Benefits	(900) Total
3	Whole Numbers Only										
331	PAYMENTS TO OTHER DIST & GOVT UNITS (TF)	4000									
332	Payments for Regular Programs	4110									0
333	Payments for Special Education Programs	4120									0
334	Total Payments to Other Dist & Govt Units	4000						0			0
335	DEBT SERVICE (TF)	5000									
336	Debt Service - Interest on Short-Term Debt										
337	Tax Anticipation Warrants	5110									0
338	Corporate Personal Property Replacement Tax Anticipation Notes	5130									0
339	Other Interest or Short-Term Debt <i>(Describe & Itemize)</i>	5150									0
340	Total Debt Service	5000						0			0
341	PROVISION FOR CONTINGENCIES (TF)	6000									0
342	Total Direct Disbursements/Expenditures		38,415	10,886	225,000	0	0	0	0		274,301
343	Excess (Deficiency) of Receipts/Revenues Over Disbursements/Expenditures										159,903
345	90 - FIRE PREVENTION & SAFETY FUND (FP&S)										
346	SUPPORT SERVICES (FP&S)	2000									
347	Support Services - Business										
348	Facilities Acquisition & Construction Services	2530			30,000						30,000
349	Operation & Maintenance of Plant Service	2540									0
350	Total Support Services - Business	2500	0	0	30,000	0	0	0	0		30,000
351	Other Support Services <i>(Describe & Itemize)</i>	2900									0
352	Total Support Services	2000	0	0	30,000	0	0	0	0		30,000
353	PAYMENTS TO OTHER DISTRICTS & GOVT UNITS (FP&S)	4000									
354	Payments to Regular Programs	4110									0
355	Payments to Special Education Programs	4120									0
356	Other Payments to In-State Govt Units <i>(Describe & Itemize)</i>	4190									0
357	Total Payments to Other Districts & Govt Units (FPS)	4000						0			0
358	DEBT SERVICE (FP&S)	5000									
359	Debt Service - Interest on Short-Term Debt										
360	Tax Anticipation Warrants	5110									0
361	Other Interest on Short-Term Debt <i>(Describe & Itemize)</i>	5150									0
362	Total Debt Service - Interest on Short-Term Debt	5100						0			0
363	Debt Service - Interest on Long-Term Debt	5200									0
364	Debt Service - Payments of Principal on Long-Term Debt ¹⁵ <i>(Lease/Purchase Principal Retired)</i>	5300									0
365	Total Debt Service	5000						0			0
366	PROVISIONS FOR CONTINGENCIES (FP&S)	6000									0
367	Total Direct Disbursements/Expenditures		0	0	30,000	0	0	0	0		30,000
368	Excess (Deficiency) of Receipts/Revenues Over Disbursements/Expenditures										72,301

	A	B	C
1			
2	This page is provided for detailed itemizations as requested within the body of the Report.		
3			
4			
5	1.		
6	2.		
7	3.		
8	4.		
9			
10			
11			
12			
13			
14			
15			
16			
17			
18			
19			
20			
21			
22			
23			
24			
25			
26			
27			
28			
29			
30			
31			
32			
33			
34			
35			
36			
37			
38			
39			

BUDGET SUMMARY

	A	B	C
40			
41			
42			
43			
44			
45			
46			
47			
48			
49			
50			
51			
52			
53			
54			

	A	B	C	D	E	F
1	DEFICIT BUDGET SUMMARY INFORMATION - Operating Funds Only					
2	Description	EDUCATIONAL FUND (10)	OPERATIONS & MAINTENANCE FUND (20)	TRANSPORTATION FUND (40)	WORKING CASH FUND (70)	TOTAL
3	Direct Revenues	20,268,225	2,049,731	3,586,030	230,884	26,134,870
4	Direct Expenditures	20,193,028	2,600,467	1,087,633		23,881,128
5	Difference	75,197	(550,736)	2,498,397	230,884	2,253,742
6	Estimated Fund Balance - June 30, 2016	12,351,504	3,477,137	1,682,627	3,668,728	21,179,996
7	Balanced budget, no deficit reduction plan is required.					
9	<p><i>A deficit reduction plan is required if the local board of education adopts (or amends) the 2015-16 school district budget in which the "operating funds" listed above result in direct revenues (line 9) being less than direct expenditures (line 19) by an amount equal to or greater than one-third (1/3) of the ending fund balance (line 81).</i></p>					
10						
12	<p>Note: <i>The balance is determined using only the four funds listed above. That is, if the estimated ending fund balance is less than three times the deficit spending, the district must adopt and file with ISBE a deficit reduction plan to balance the shortfall within three years.</i></p>					
14	<p><i>The School Code, Section 17-1 (105 ILCS 5/17-1) - If the 2015-2016 Annual Financial Report (AFR) reflects a deficit as defined above (page 36), then the school district shall adopt and submit a deficit reduction plan (found here on page 20-24) to ISBE within 30 days after acceptance of the AFR.</i></p>					
15	<p><i>The deficit reduction plan, if required, is developed using ISBE guidelines and format.</i></p>					

A		B		C		D		E		F		G		H		I		J		K		L		M		N		O		P		Q		R		S		T		U		V		W		X		Y		Z																				
1		DEFICIT REDUCTION PLAN																							SUMMARY																																													
2		ESTIMATED BUDGET																							ESTIMATED BUDGET																																													
3		FY2016-2017																							FY2016-2019																																													
4		FY2017-2018																							FY2018-2019																																													
5		FY2018-2019																							FY2019-2020																																													
6		FY2019-2020																							FY2016-2017		FY2017-2018		FY2018-2019		FY2019-2020																																							
7		Date of Adoption:																																																																				
8		Educational Fund																							Operations & Maintenance Fund		Transportation Fund		Working Cash Fund		Total		Educational Fund		Operations & Maintenance Fund		Transportation Fund		Working Cash Fund		Total		Educational Fund		Operations & Maintenance Fund		Transportation Fund		Working Cash Fund		Total		FY2016-2017		FY2017-2018		FY2018-2019		FY2019-2020											
9		12,276,307																							3,527,873		3,184,230		3,491,309		22,479,719		12,351,504		3,477,137		1,682,627		3,668,728		21,179,996		12,351,504		3,477,137		1,682,627		3,668,728		21,179,996		12,351,504		3,477,137		1,682,627		3,668,728		21,179,996		22,479,719		21,179,996		21,179,996		21,179,996	
10		15,006,449																							2,049,731		3,461,030		230,884		20,748,094																																							
11		0																							0		0		0		0																																							
12		3,916,857																							0		125,000		0		4,041,857																																							
13		1,341,919																							0		0		0		1,341,919																																							
14		20,268,225																							2,049,731		3,586,030		230,884		26,134,870		0		0		0		0		0		0		0		0		0		0		0		0		0		0		0		0		0		0			
15		11,724,868																													11,724,868																																							
16		7,256,354																							2,590,467		1,057,633				10,904,454																																							
17		303,806																							0		0				303,806																																							
18		890,000																							0		0				890,000																																							
19		0																							0		0				0																																							
20		40,000																							10,000		30,000				80,000																																							
21		20,193,028																							2,600,467		1,087,633		230,884		23,881,128		0		0		0		0		0		0		0		0		0		0		0		0		0		0		0		0		0		0			
22		75,197																							(650,736)		2,498,397		230,884		2,253,742		0		0		0		0		0		0		0		0		0		0		0		0		0		0		0		0		0		0			
23		4,000,000																							0		0		0		4,000,000																																							
24		3,500,000																							4,000,000		53,466		7,553,466																																									
25		0																							500,000		(4,000,000)		(63,466)		(3,553,466)		0		0		0		0		0		0		0		0		0		0		0		0		0		0		0		0		0					
26		12,351,504																							3,477,137		1,682,627		3,668,728		21,179,996		12,351,504		3,477,137		1,682,627		3,668,728		21,179,996		12,351,504		3,477,137		1,682,627		3,668,728		21,179,996		12,351,504		3,477,137		1,682,627		3,668,728		21,179,996		21,179,996		21,179,996					
27		12,351,504																							3,477,137		1,682,627		3,668,728		21,179,996		12,351,504		3,477,137		1,682,627		3,668,728		21,179,996		12,351,504		3,477,137		1,682,627		3,668,728		21,179,996		12,351,504		3,477,137		1,682,627		3,668,728		21,179,996		21,179,996		21,179,996					

A	B
1	Deficit Reduction Plan-Background/Assumptions Fiscal Year 2016-2017 through Fiscal Year 2019-2020
2	
3	
4	Skokie/Morton Grove School District 69 05-016-0690-02
5	<i>Please complete the following schedule and include a brief description to identify any areas of the budget that will be impacted from one year to the next. If the deficit reduction plan relies upon new local revenues, identify contingencies for further budget reductions which will be enacted in the event those new revenues are not available. For additional information, please see:</i>
6	http://www.isbe.net/sfms/budget/default.htm
7	
8	1. <u>Background and Narrative of Budget Reductions:</u>
9	
10	
11	2. <u>Assumptions Used in the Deficit Reduction Plan:</u>
12	
13	
14	- Foundation Levels for General State Aid:
15	
16	
17	- Equal Assessed Valuation and Tax Rates:
18	
19	
20	- Employee Salaries and Benefits:

BUDGET SUMMARY

	A	B
21		
22		

A	B
23	- Short and Long Term Borrowing:
24	
25	
26	- Educational Impact:
27	
28	
30	- Other Assumptions:
31	
32	
33	- Has the district considered shared services or outsourcing (Ex: Transportation, Insurance) If yes please explain:
34	
35	

ESTIMATED LIMITATION OF ADMINISTRATIVE COSTS

(For Local Use Only)

This is an estimated Limitation of Administrative Costs Worksheet only and will not be accepted for Official Submission of the Limitation of Administrative Costs Worksheet.

The worksheet is intended for use during the budgeting process to estimate the district's percent increase of FY2017 budgeted expenditures over FY2016 actual expenditures.

Budget information is copied to this page. Insert the prior year estimated actual expenditures to compute the estimated percentage increase (decrease).

The official Limitation of Administrative Costs Worksheet is attached to the end of the Annual Financial Report (ISBE Form 50-35) and may be submitted in conjunction with that report.

An official Limitation of Administrative Costs Worksheet can also be found on the ISBE website at:

[Limitation of Administrative Costs](#)

ESTIMATED LIMITATION OF ADMINISTRATIVE COSTS WORKSHEET
(Section 17-1.5 of the School Code)

School District Name: **Skokie/Morton Grove School District 69**

RCDT Number: **05-016-0690-02**

		Estimated Actual Expenditures, Fiscal Year 2016			Budgeted Expenditures, Fiscal Year 2017			
Description (Enter Whole Numbers Only)		Funct #	(10) Educational Fund	(20) Operations & Maintenance Fund	Total	(10) Educational Fund	(20) Operations & Maintenance Fund	Total
1.	Executive Administration Services	2320	321,339		321,339	286,884		286,884
2.	Special Area Administration Services	2330			0	0		0
3.	Other Support Services - School Administration	2490			0	0		0
4.	Direction of Business Support Services	2510	132,440		132,440	114,153	0	114,153
5.	Internal Services	2570			0	0		0
6.	Direction of Central Support Services	2610	224,149		224,149	201,604		201,604
7.	Deduct - Early Retirement or other pension obligations required by state law and include above				0			0
8.	Totals		677,928	0	677,928	602,641	0	602,641
9.	Estimated Percent Increase (Decrease) for FY2017 (Budgeted) over FY2016 (Actual)							-11%

	A	B	C	D	E	F
1	REPORTING OF PUBLIC VENDOR CONTRACTS OF \$1,000 OR MORE					
2	<p><i>In accordance with the School Code, Section 10-20.21, all school districts are required to file a report listing 'vendor contracts' as an attachment to their budget. In this context, the term "vendor contracts" refers to "all contracts and agreements that pertain to goods and services that were intended to generate additional revenue and other remunerations for the school district in excess of \$1,000, including without limitation vending machine contracts, sports and other attire, class rings, and photographic services. The report is to list information regarding such contracts for the fiscal year immediately preceding the fiscal year of the budget. All such contracts executed on or after July 1, 2007 must be approved by the school board.</i></p>					
3	<p>See: School Code, Section 10-20.21 - Contracts</p>					
4	<p><i>(Sheet is unprotected and can be re-formatted as needed, but must be used for submission)</i></p>					
5	Name of Vendor	Product or Service Provided	Net Revenue	Non-Monetary Remuneration	Purpose of Proceeds	Distribution Method and Recipient of Non-Monetary Remunerations Distributed
6						
7						
8						
9						
10						
11						
12						
13						
14						
15						
16						
17						
18						
19						
20						
21						
22						
23						
24						
25						
26						
27						
28						
29						
30						
31						

A	B
1	Reference Description
3	1 Each fund balance should correspond to the fund balance reflected on the books as of June 30th - Balance Sheet Accounts #720 and #730 (audit figures, if available).
5	2 Accounting and Financial Reporting for Certain Grants and Other Financial Assistance. The "On-Behalf" Payments should only be reflected on this page (Budget Summary, Lines 10 and 20).
7	3 Requires the secretary of the school board to notify the county clerk (within 30 days of the transfer approval) to abate an equal amount of taxes to be next extended. See Sec. 10-22.14 & 17-2.11.
8	3a Requires notification to the county clerk to abate an equal amount from taxes next extended. See section 10-22.14
9	4 Principal on Bonds Sold:
10	(1) Funding Bonds are to be entered in the fund or funds in which the liability occurs.
11	(2) Refunding Bonds can be entered in the Debt Services Fund only.
12	(3) Building Bonds can be entered in the Capital Projects Fund only.
13	(4) Fire Prevention and Safety Bonds can be entered in the Fire Prevention & Safety Fund only.
15	5 The proceeds from the sale of school sites, buildings, or other real estate shall be used first to pay the principal and interest on any outstanding bonds on the property being sold, and after all such bonds have been retired, the remaining proceeds from the sale next shall be used by the school board to meet any urgent district needs as determined under Sections 2-3.12 and 17-2.11 of the School Code. Once these issues have been addressed, any remaining proceeds may be used for any other authorized purpose and for deposit into any district fund.
17	6 The School Code, Section 10-22.44 prohibits the transfer of interest earned on the investment of "any funds for purposes of Illinois Municipal Retirement under the Pension Code." This prohibition does not include funds for Social Security and Medicare-only purposes. For additional requirements on interest earnings, see 23 Illinois Administrative Code, Part 100, Section 100.50.
19	7 Cash plus investments must be greater than or equal to zero.
21	8 For cash basis budgets, this total will equal the Budget Summary - Total Direct Receipts/Revenues (Line 9) plus Total Other Sources of Funds (Line 46).
23	9 For cash basis budgets, this total will equal the Budget Summary - Total Direct Disbursements/Expenditures (Line 19) plus Total Other Uses of Funds (Line 79).
25	10 Working Cash Fund loans may be made to any district fund for which taxes are levied (Section 20-5 of the School Code).
27	11 Include revenue accounts 1110 through 1115, 1117,1118 & 1120.
29	12 The School Code Section 17-2.2c. Tax for leasing educational facilities or computer technology or both, and for temporary relocation expense purposes.
31	13 Corporate personal property replacement tax revenue must be first applied to the Municipal Retirement/Social Security Fund to replace tax revenue lost due to the abolition of the corporate personal property tax (30 ILCS 115/12). This provision does not apply to taxes levied for Medicare-Only purposes.
33	14 Only tuition payments made to <u>private facilities</u> . See Functions 4200 or 4400 for estimated public facility disbursements/expenditures.
35	15 Payment towards the retirement of lease/purchase agreements or bonded/other indebtedness (<u>principal only</u>) otherwise reported within the fund - e.g.: alternate revenue bonds. (Describe & Itemize)
36	
37	16 Only abolishment of Working Cash Fund must transfer its funds directly to the Educational Fund upon adoption of a resolution and
38	at the close of the current school Year (see 105 ILCS 5/20-8 for further explanation)

BUDGET SUMMARY

	A	B
39		Only abatement of working cash fund can transfer its funds to any fund in most need of money
40		(see 105 ILCS 5/20-10 for further explanation)

A	B	C
1	CHECK FOR ERRORS	
2	This worksheet checks various cells to assure that selected items are in balance.	
3	Out-of-balance conditions are accompanied by an error message.	
4	Errors must be corrected before the budget is finalized and submitted to ISBE.	
5	Budget Item References	Message
6	Is Deficit Reduction Plan Required?	Congratulations! You have a balanced budget.
7	If required, is Deficit Reduction Plan Completed (Page: DefReductPlan 20-24)?	
8	1. Cover Page - CASH or ACCRUAL	
9	Check one type of Accounting Basis used on the Cover sheet.	CASH
10	2. Budget Summary: Other Sources (Page BudgetSum 2-3 - Acct 7000), must equal Other Uses (BudgetSum 2-3 - Acct. 8000).	
11	Estimated Beginning Fund Balance July,1 2016 for all Funds (Cells C3 - K3) (Line must have a number or zero. Do not leave blank.)	OK
12	Transfer Among Funds (Funds 10, 20, 40 - Acct 7130 - Cells C29, D29, F29), must equal (Funds 10, 20 & 40 - Acct 8130 - Cells C52, D52, F52).	OK
13	Transfer of Interest (Funds 10 thru 90 - Acct 7140 - Cells C30:K30), must equal (Funds 10 thru 60, & 80 - Acct 8140 - Cells C53:H53, J53).	OK
14	Transfer to Debt Service to Pay Principal on Capital Leases (Fund 30 - Acct 7400 - Cell E39) must equal (Funds 10, 20 & 60 - Acct 8400 Cells C57:H60).	OK
15	Transfer to Debt Service to Pay Interest on Capital Leases (Fund 30 - Acct 7500 - Cell E40) must equal (Funds 10, 20 & 60 - Acct 8500 - Cells C61:H64).	OK
16	Transfer to Debt Service Fund to Pay Principal on Revenue Bonds (Fund 30 - Acct 7600 - Cell E41) must equal (Funds 10 & 20 - Acct 8600 - Cells C65:D68).	OK
17	Transfer to Debt Service to Pay Interest on Revenue Bonds (Fund 30 - Acct 7700 - Cell E42) must equal (Funds 10 & 20 - Acct 8700 - Cells C69:D72).	OK
18	Transfer to Capital Projects Fund (Fund 60 - Acct 7800 - Cell H43) must equal (Fund 10 & 20, Acct 8800 - Cells C73:D76).	OK
19	3. Summary of Cash Transactions: Beginning Cash Balance on Hand July 1, 2016, (CashSum 4, All Funds), cannot be negative.	
20	Educational (Fund 10 - Cell C3)	OK
21	Operations & Maintenance (Fund 20 - Cell D3)	OK
22	Debt Service (Fund 30 - Cell E3)	OK
23	Transportation (Fund 40 - Cell F3)	OK
24	Municipal Retirement/Social Security (Fund 50 - Cell G3)	OK
25	Capital Projects (Fund 60 - Cell H3)	OK
26	Working Cash (Fund 70 - Cell I3)	OK
27	Tort (Fund 80 - Cell J3)	OK
28	Fire Prevention & Safety (Fund 90 - Cell K3)	OK
29	4. Summary of Cash Transactions: Ending Cash Balance on Hand June 30, 2016, (Page CashSum 4 - All Funds), cannot be negative.	
30	Educational (Fund 10 - Cell C21)	OK
31	Operations & Maintenance (Fund 20 - Cell D21)	OK

A	B	C
32	Debt Service (Fund 30 - Cell E21)	OK
33	Transportation (Fund 40 - F21)	OK
34	Municipal Retirement/Social Security (Fund 50 - Cell G21)	OK
35	Capital Projects (Fund 60 - H21)	OK
36	Working Cash (Fund 70 - Cell I21)	OK
37	Tort (Fund 80 - Cell J21)	OK
38	Fire Prevention & Safety (Fund 90 - Cell K21)	OK
39	5. Summary of Cash Transactions: Other Receipts, (Page CashSum 4), must equal Other Disbursements, (Page CashSum 4).	
40	Interfund Loans Payable (Funds 10:60, 80, 90 - Acct 411 - Cells C6:H6, J6:K6) must equal Interfund Loans Receivable (Funds 10:20, 40, 70 - Acct 141 - Cells C15:D15, F15, I15).	OK
41	Interfund Loans Receivable (Funds 10, 20, 40 & 70 - Acct 141 - Cells C7:D7, F7, I7) must equal Interfund Loans Payable (Funds 10:60, 80, 90 - Acct 411 - Cells C16:H16, J16, K16).	OK
42		
43	<i>End of Balancing</i>	