

STAR DATA

LUSD SCHOOL BOARD PRESENTATION

March 23, 2021

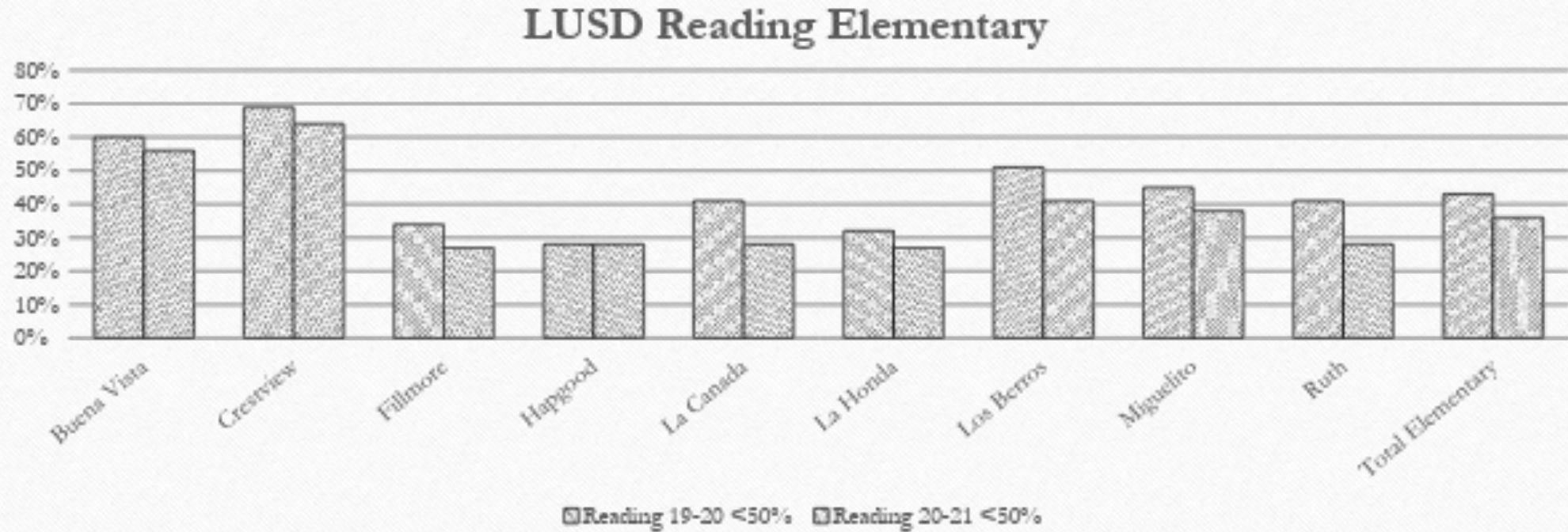
Elementary Participation Rates- Reading

Elementary	Feb 2019-20	Feb 2020-21	% Change
Buena Vista	68%	78%	+10
Crestview	43%	51%	+8
Fillmore	67%	68%	+1
Hapgood	51%	54%	+3
La Canada	66%	79%	+13
La Honda	66%	68%	+2
Los Berros	64%	74%	+10
Miguelito	63%	72%	+9
Ruth	65%	71%	+6
Total for Elementary	62%	69%	+7

Elementary Students Scoring at/above 50%- Reading

Elementary	Feb 2019-20	Feb 2020-21	% Change
Buena Vista	60%	56%	-4
Crestview	69%	64%	-5
Fillmore	34%	27%	-7
Hapgood	28%	28%	0
La Canada	41%	28%	-13
La Honda	32%	27%	-5
Los Berros	51%	41%	-10
Miguelito	45%	38%	-7
Ruth	41%	28%	-13
Total for Elementary	43%	36%	-7

Elementary Students Scoring at/above 50% Reading



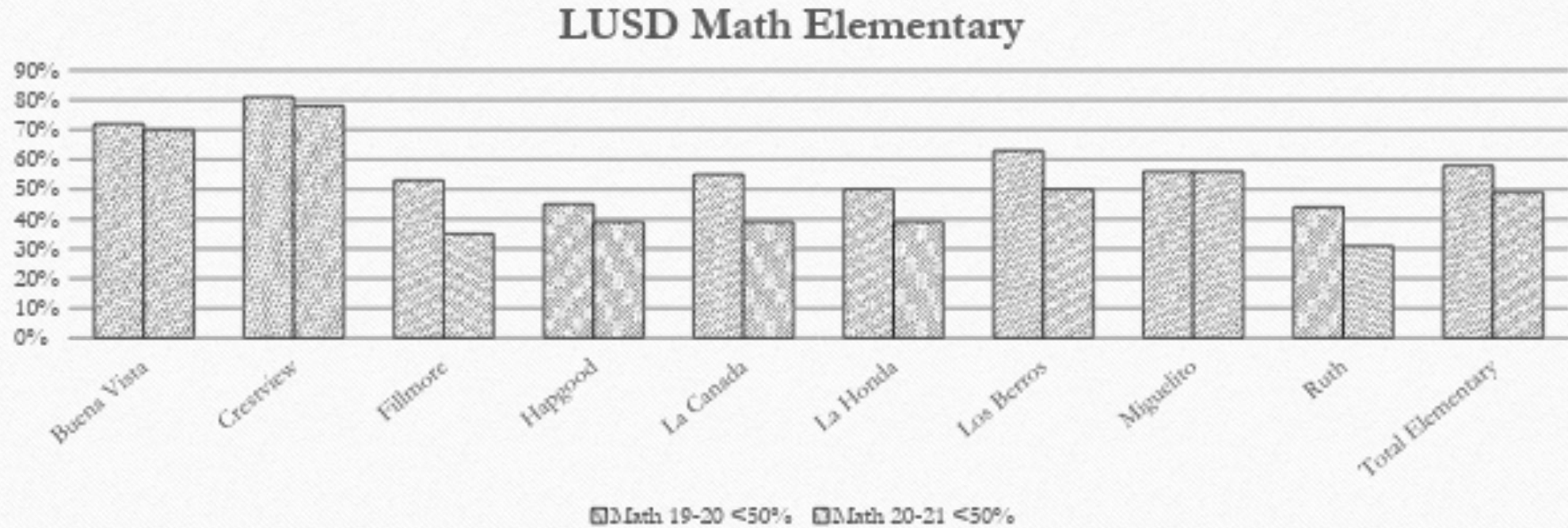
Elementary Participation Rates- Math

Elementary	Feb 2019-20	Feb 2020-21	% Change
Buena Vista	66%	78%	+12
Crestview	44%	55%	+11
Fillmore	66%	62%	-4
Hapgood	48%	54%	+6
La Canada	66%	79%	+13
La Honda	66%	72%	+6
Los Berros	65%	73%	+8
Miguelito	65%	77%	+12
Ruth	52%	58%	+6
Total for Elementary	60%	68%	+8

Elementary Students Scoring at/above 50% - Math

Elementary	Feb 2019-20	Feb 2020-21	% Change
Buena Vista	71%	60%	-11
Crestview	82%	74%	-8
Fillmore	46%	31%	-15
Hapgood	43%	36%	-7
La Canada	52%	31%	-21
La Honda	40%	34%	-6
Los Berros	57%	44%	-13
Miguelito	50%	43%	-7
Ruth	40%	29%	-11
Total for Elementary	52%	41%	-11

Elementary Students Scoring at/above 50%- Math



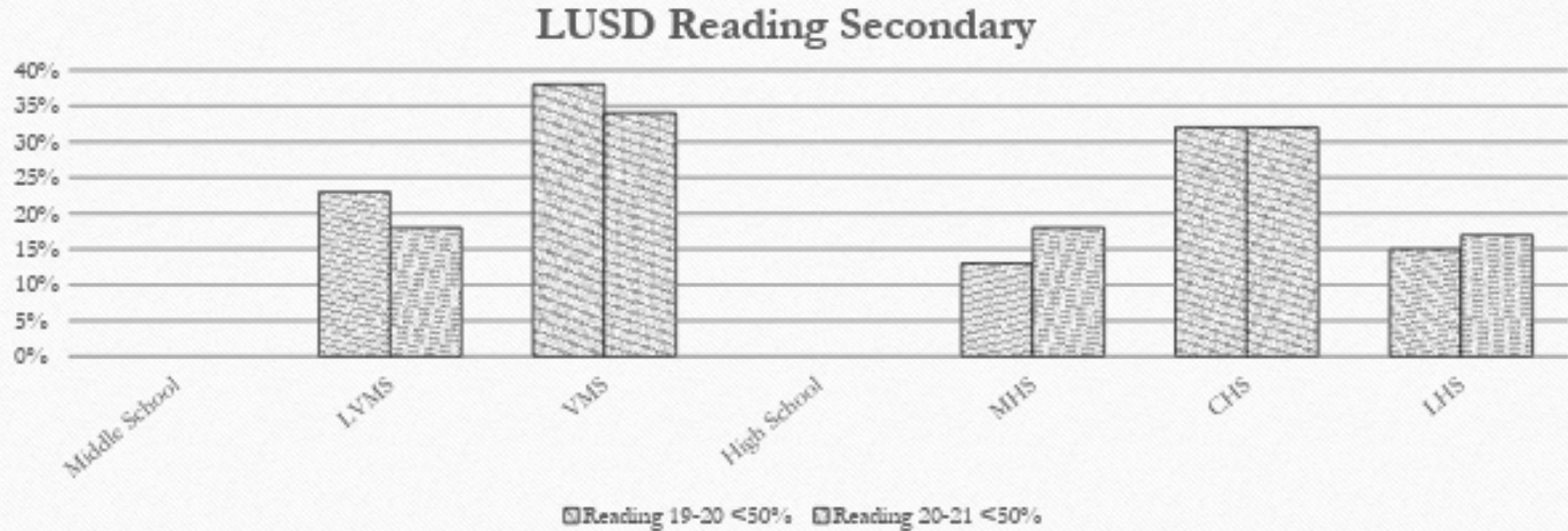
Secondary Participation Rates- Reading

School Sites	2019-20	2020-21	%Change
LVMS	93%	86%	-7
VMS	88%	92%	+4
MHS	74%	44%	-30
CHS	85%	65%	-20
LHS	95%	68%	-27
Total for Secondary	88%	74%	-14

Secondary Students Scoring at/above 50%- Reading

School Site	2019-20	2020-21	% Change
LVMS	23%	18%	-5
VMS	38%	34%	-4
MHS	13%	18%	+5
CHS	32%	32%	0
LHS	15%	17%	+2
Total for Secondary	24%	24%	0

Secondary Students Scoring at/above 50%- Reading



Secondary Participation Rates- Math

School Sites	2019-20	2020-21	% Change
LVMS	93%	93%	0
VMS	88%	94%	+6
MHS	67%	4%	-63
CHS	85%	64%	-21
LHS	87%	60%	-27
Total for Secondary	87%	72%	-15

Secondary Students Scoring at/above 50%- Math

School Site	2019-20	2020-21	% Change
LVMS	34%	34%	0
VMS	44%	45%	+1
MHS	16%	17%	+1
CHS	48%	56%	+8
LHS	28%	34%	+6
Total for Secondary	36%	41%	+5

Secondary Students Scoring at/above 50% Math

