

Redmond Elementary Annual Report – 2019-20

16800 NE 80th St., Redmond, WA 98052
425 936 2660 | redmond.lwsd.org



Principal: Kirsten Gometz
Associate Principal: Taylor Davis
Mascot: Hawk
Colors: Red and Black

of students, October 2019: 645
of teachers: 42
Teachers with at least a Master's Degree: 57.1%
Student regular attendance rate: 88.8%

District Mission

Each student will graduate prepared to lead a rewarding, responsible life as a contributing member of our community and greater society.

School Mission

Redmond Elementary believes in equity and excellence for every student. We will provide each student with the academic, social, and emotional instruction and supports needed to find their purpose and to succeed in a global community.

All families will be welcomed and supported as partners.

School Funding

District General Fund Budget: \$466.2 million
District Per Pupil Expenditure: \$13,788.87 per pupil
Building Budget for this school: \$92,062

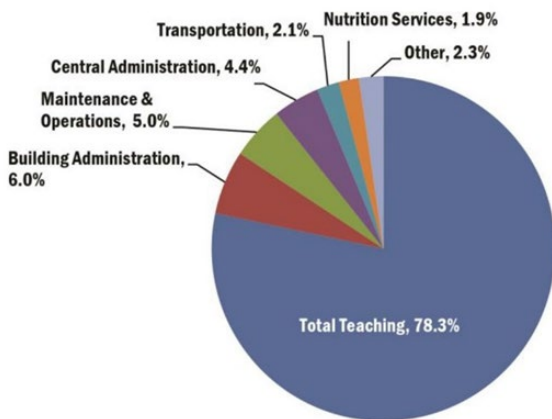
School Description

As one of the original schools in the area, Redmond Elementary School is rich in history. We are located in downtown Redmond. We are proud of our partnerships with the City of Redmond, its police and parks departments, businesses and the larger community. Our diverse population and school programs reflect the global society in which we live. Our students represent many countries and speak over 35 languages.

Our highly qualified team of teachers and staff are strongly committed to the learning and achievements of our students. We collaborate with one another and are knowledgeable about students and their individual learning needs. Social and behavioral programs are taught and implemented to foster respect for one another, responsible behaviors, and well-rounded, polite, confident and capable citizens.

2019 20 District Expenditures

Where does the money go?



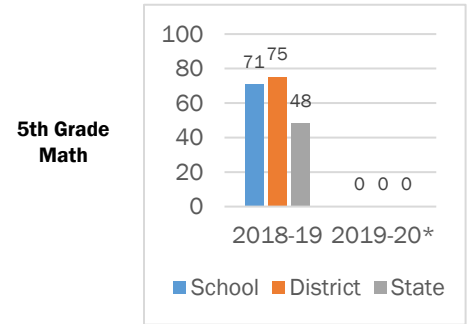
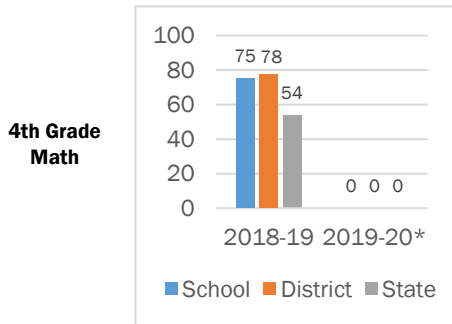
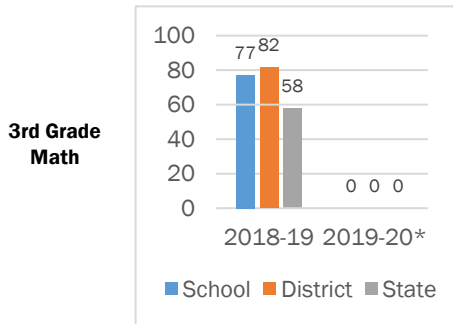
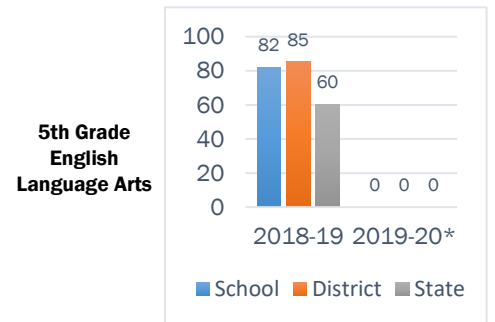
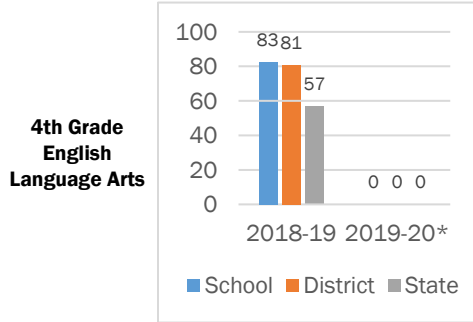
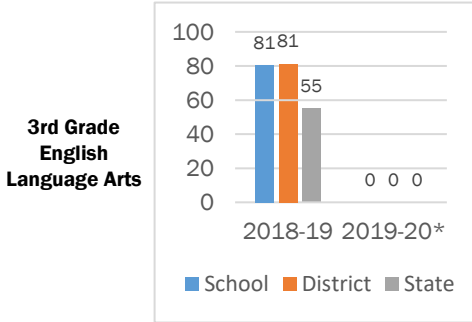
2019 20 School Goals

Grade-level teams reflected on previous academic assessment results to make projections. Academic goals are monitored throughout the school year.

- Grades K-2 Reading: 87% of students will be at benchmark as measured by DIBELS
- Grades 3-5 English Language Arts: 84% at standard
- Grades 3-5 Math: 81% at standard
- Grade 5 Science: 83% at standard
- Achievement Gap: 80% of students identifying as Hispanic/Latino and 85% of students identifying as Black, at standard for the SBA
- School Effectiveness: 85% of staff agree that "teachers and staff answering the staff trust one another"
- Attendance: Reduce the number of who miss 10% or more of school days from 13% to 10%
- Discipline: Decrease the number of physically aggressive recess incidents from an average of 1.6 per day to an average of 1 or fewer per day in May 2018.

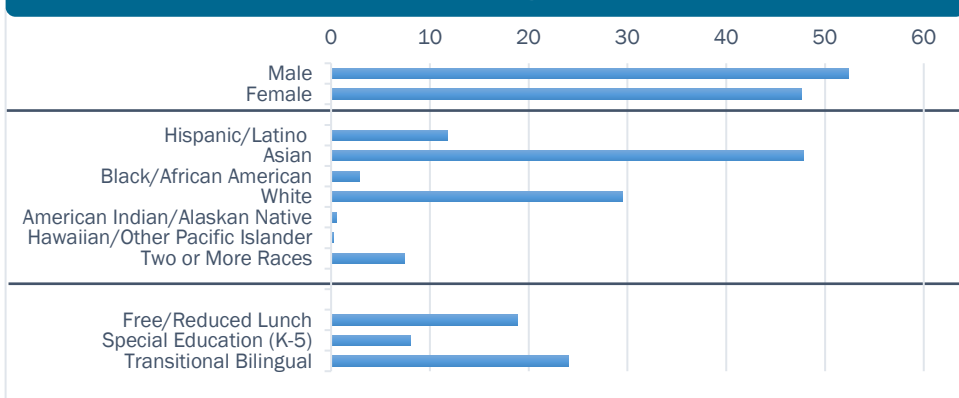
State Assessment Results

Smarter Balanced Assessment (SBA)



*No State Assessments occurred in Spring 2020 due to COVID-19.

Student Demographics



School Building

Our school facilities are available for public use by contacting our school office.

Building Condition Assessment: Good

The Building Condition Assessment represents an overall permanent building condition assessment. It is conducted by a third party in accordance with the state's Asset Preservation Program.

Invitation to Participate

One of Lake Washington School District's Strategic Plan Goals is Community Engagement. Families and community members are encouraged to participate in our school. Volunteers are trained and work in a variety of positions. Due to COVID-19, volunteer opportunities are limited to essential activities only. To get involved, call our school office.