

Redmond Middle School Annual Report – 2019-20

10055 166th Ave. NE, Redmond, WA 98052
425 936-2440 | rms.lwsd.org



Principal: Dana Greenberg
Associate Principals: JaLynn Montes and Stuart Prince
Mascot: Grizzlies
Colors: Red, White, and Black

of students, October 2019: 1,005
of teachers: 61
Teachers with at least a Master's Degree: 44.3%
Student regular attendance rate: 90.9%

District Mission

Each student will graduate prepared to lead a rewarding, responsible life as a contributing member of our community and greater society.

School Mission

Through school-wide collective commitments in a rigorous learning environment, Redmond Middle School students are prepared for the challenges and rewards of high school, future educational opportunities, the global workplace, and personal life.

School Funding

District General Fund Budget: \$466.2 million
District Per Pupil Expenditure: \$13,788.87 per pupil
Building Budget for this school: \$205,462

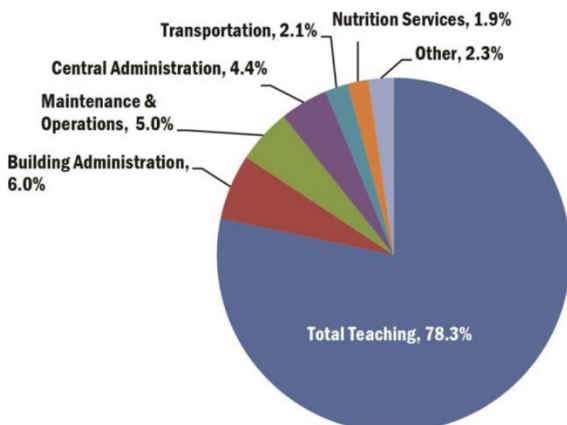
School Description

We are proud of the programs and opportunities we have at Redmond Middle School for students. We have robust ASB and leadership programs. Our ASB is committed to increasing student voice and participation throughout our school. We offer a high-quality music program that gives students opportunities to compete as well as perform throughout the year. We have high participation in all our sports programs. Each year we have diverse club offerings, which are completely driven by student interest.

We have interventions in place to help students who need extra help or time to do work such as our After-School Study Hour and Grizzly Time. Our parent support through PTSA is excellent and responsive to all our needs. Finally, we have a caring and hard-working staff committed to helping students achieve.

2019 20 District Expenditures

Where does the money go?

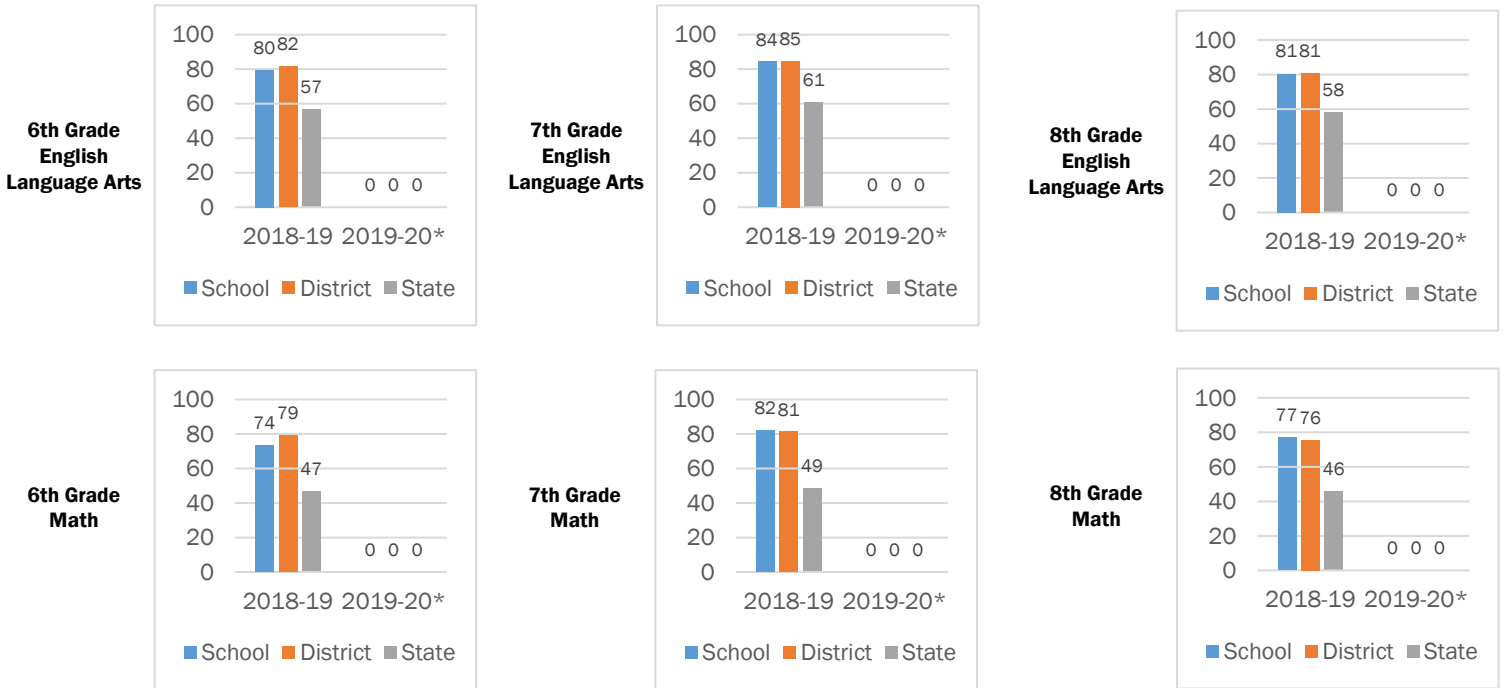


2019 20 School Goals

- Grades 6-8 English Language Arts (ELA): 82% will meet or exceed standard
- Grades 6-8 Math: 78% will meet or exceed standard
- Grade 8 Science: 75% will meet or exceed standard
- Achievement gap: 80% of students identifying as Hispanic/Latino of any race and 85% of students identifying as Black will be at or above grade level proficiency as measured by DIBELS scores in grades K, 1, and 2 and SBA Math Scores in grades 3, 4, and 5.
- College & Career Readiness: Increase the number of students participating in Algebra/Geometry classes by the time they finish 8th grade.
- School Effectiveness: Teachers and Staff answering the staff trust one another: responses will increase from 78% answering Completely Agree or Mostly Agree to 85% answering Completely Agree or Mostly Agree.
- Attendance: We will reduce the number of students who miss 10% or more of school days from 13 to 10% in the 2018-2019 School year
- Discipline: We will reduce the number of physically aggressive recess incidents from an average of 1.6 per day in May 2018 to an average of 1 or fewer per day in May 2019.

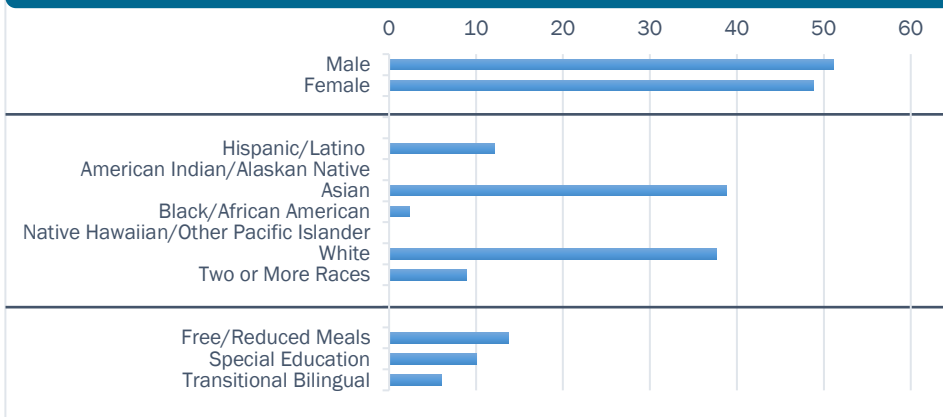
State Assessment Results

Smarter Balanced Assessment (SBA)



*No State Assessments occurred in Spring 2020 due to COVID-19

Student Demographics



To view state test scores by demographic group, please visit: <http://reportcard.ospi.k12.wa.us>. Select Lake Washington School District_Redmond Middle School.

School Building

Our school facilities are available for public use by contacting our school office.

Building Condition Assessment: Fair

The Building Condition Assessment represents an overall permanent building condition assessment. It is conducted by a third party in accordance with the state's Asset Preservation Program.

Invitation to Participate

One of Lake Washington School District's Strategic Plan Goals is Community Engagement. Families and community members are encouraged to participate in our school. Volunteers are trained and work in a variety of positions. Due to COVID-19, volunteer opportunities are limited to essential activities only. To get involved, call our school office.