

Sandburg Elementary Annual Report – 2019-20

12801 84th Ave. NE, Kirkland, WA 98034
425-936-2700 | sandburg.lwsd.org



Principal: Erin Bowser
Associate Principal: Nami Kusunose
Mascot: Seal
Colors: Blue, White, and Silver

of students, October 2019: 459
of teachers: 35
Teachers with at least a Master's Degree: 57.1%
Student regular attendance rate: 94.5%

District Mission

Each student will graduate prepared to lead a rewarding, responsible life as a contributing member of our community and greater society.

School Mission

As a school community we are committed to educate, support, and inspire every student to ensure their endless possibilities. We expect all students to reach or surpass grade level standards given comprehensive instruction, district aligned curriculum, and targeted and timely intervention and enrichment. Our students benefit from the collaborative efforts of both staff and parents.

School Funding

District General Fund Budget: \$466.2 million
District Per Pupil Expenditure: \$13,788.87 per pupil
Building Budget for this school: \$87,548

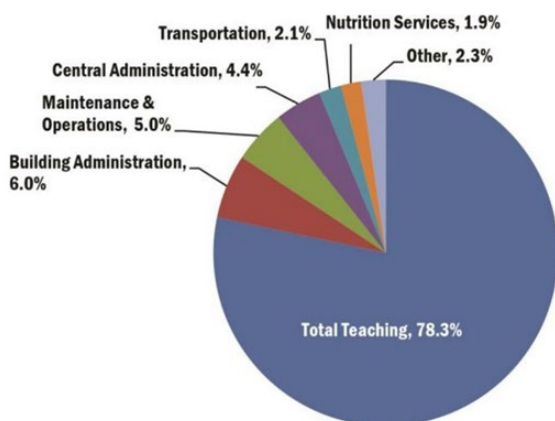
School Description

Located in the Finn Hill neighborhood of Kirkland, the Carl Sandburg Elementary community is dedicated to developing the whole child. Students are provided a challenging and rigorous curriculum. They are strategically exposed to the responsibilities of global citizenship.

An increased awareness of environmental and social responsibility results in many acts of stewardship. Students and parents keep our grounds pesticide free. They recycle and compost, and complete monthly service projects. Carl Sandburg students were recognized with the Tier 4 King County Green Schools Award. Carl Sandburg was also awarded the Washington Achievement Award in the areas of Special Recognition in Reading Growth.

2019-20 District Expenditures

Where does the money go?



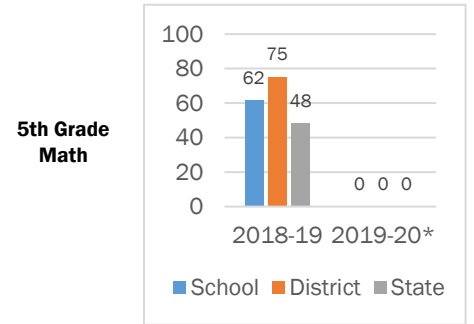
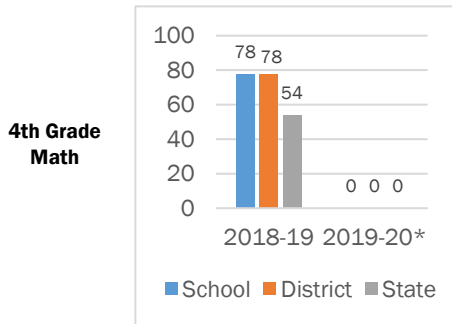
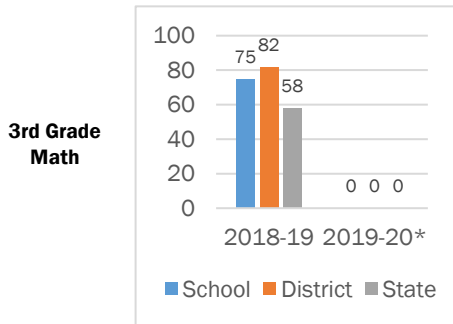
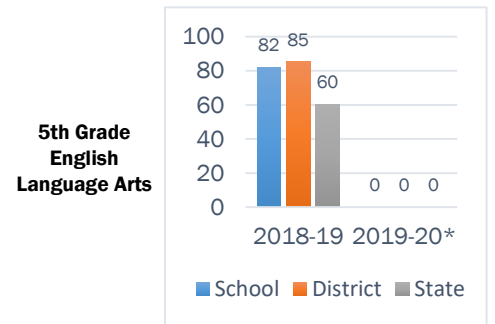
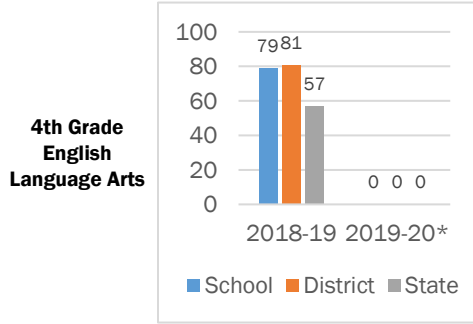
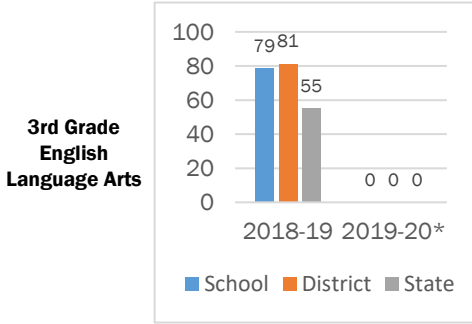
2019-20 School Goals

Sandburg teachers performed a grade level review of student achievement and baseline assessments.

- Grades K-2 Reading: 87% of students proficient as measured by the end of year DIBELS
- Grades 3-5 English Language Arts: 78% at standard
- Grades 3-5 Math: 80% at standard
- Grade 5 science: 81% at standard
- Achievement gap: 80% of students receiving special education services in grades 4 and 5 will show clear growth in state standards by growing one full achievement level on the Smarter Balanced ELA Assessment.
- School Effectiveness: 95% of staff will agree completely or mostly with the statement that "All students can learn complex concepts"
- Attendance: Only 6% of students will meet or exceed the Chronic Absenteeism threshold (missing 10% of the school year, or 18 or more absences, excused or unexcused).
- Discipline: Using the Nine Characteristics Survey, 90% of staff will feel like discipline issues are being handled well

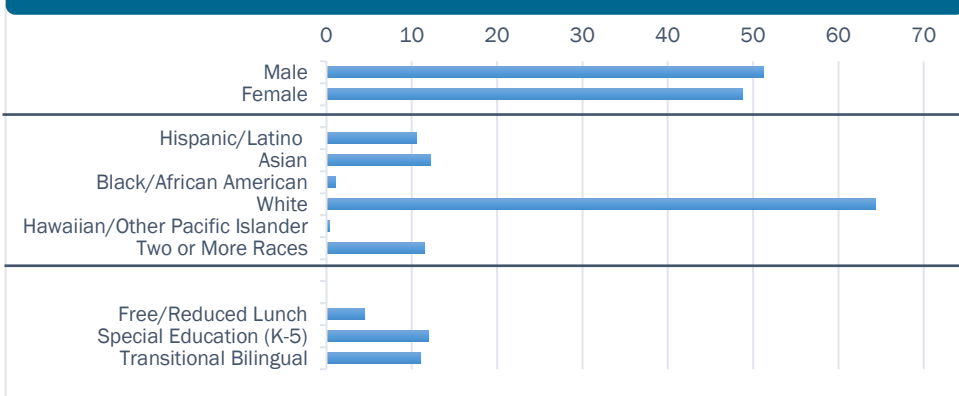
State Assessment Results

Smarter Balanced Assessment (SBA)



*No State Assessments occurred in Spring 2020 due to COVID-19.

Student Demographics



School Building

Our school facilities are available for public use by contacting our school office.

Building Condition Assessment: Good

The Building Condition Assessment represents an overall permanent building condition assessment. It is conducted by a third party in accordance with the state's Asset Preservation Program.

Invitation to Participate

One of Lake Washington School District's Strategic Plan Goals is Community Engagement. Families and community members are encouraged to participate in our school. Volunteers are trained and work in a variety of positions. Due to COVID-19, volunteer opportunities are limited to essential activities only. To get involved, call our school office.