
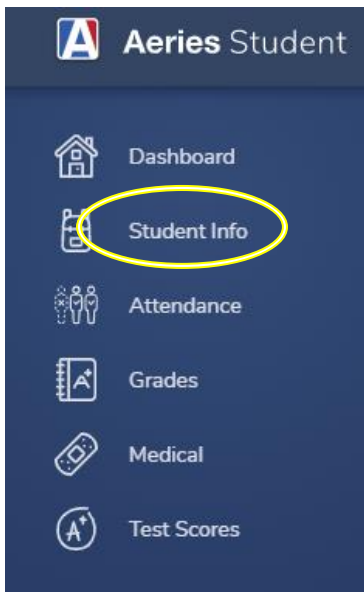


1. Click link:
<https://homeaccess.lodiUSD.net/Parent/LoginParent.aspx>
2. Enter your email and click next for password. If you forgot your password please use **Forgot Password** under the red next button.

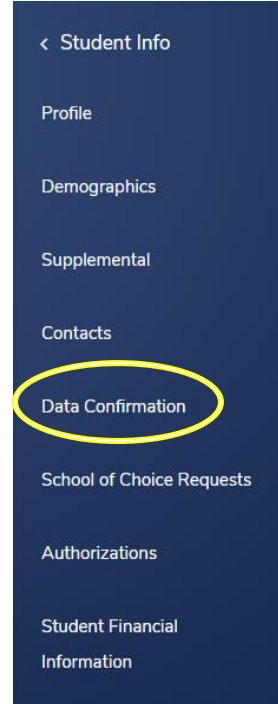
Lodi Unified School District



3. Once you are logged in, you will see the options on the left hand side that looks like this:



4. Click on Student Info and you will see another list of sections to click on:



5. There are approximately 8 sections to complete. Once you finish that section it will have the checkmark next to the sections that are done:

