






TRANSFER STATION

NEW PUNCH RATES

AS OF 9/1/2014

1 PUNCH		CAR
2 PUNCHES		PICKUP TRUCK
3 PUNCHES		PICKUP TRUCK WITH EXTENDED SIDES FILLED ABOVE THE BED
1 PUNCH		SMALL TRAILERS TO 10'
		2 PUNCHES IF LOADED OVER 3' HIGH
3 PUNCHES		LARGE TRAILERS LONGER THAN 10'
		4 PUNCHES IF LOADED OVER 3' HIGH

**VEHICLES WITH TRAILERS WILL BE CHARGED A VEHICLE
CHARGE IF THE VEHICLE IS FULL AND A TRAILER CHARGE**