


# NHCS - Personal Network

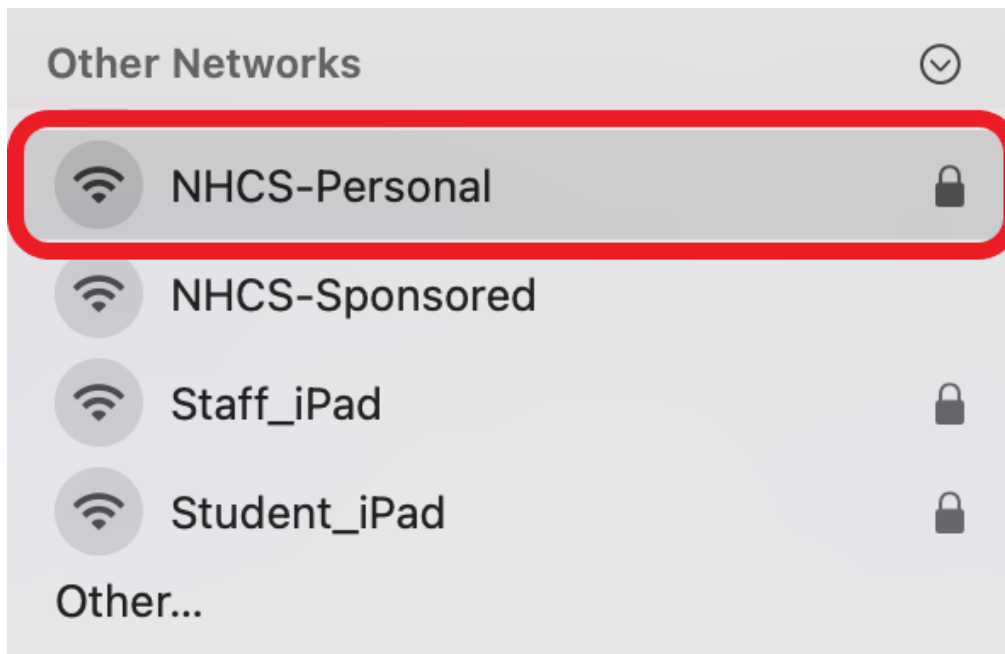
## MacBook Instructions

### Screenshots taken using – MacOS Big Sur

1. Click the **Wi-Fi icon** at the top of your Mac Menu Bar.



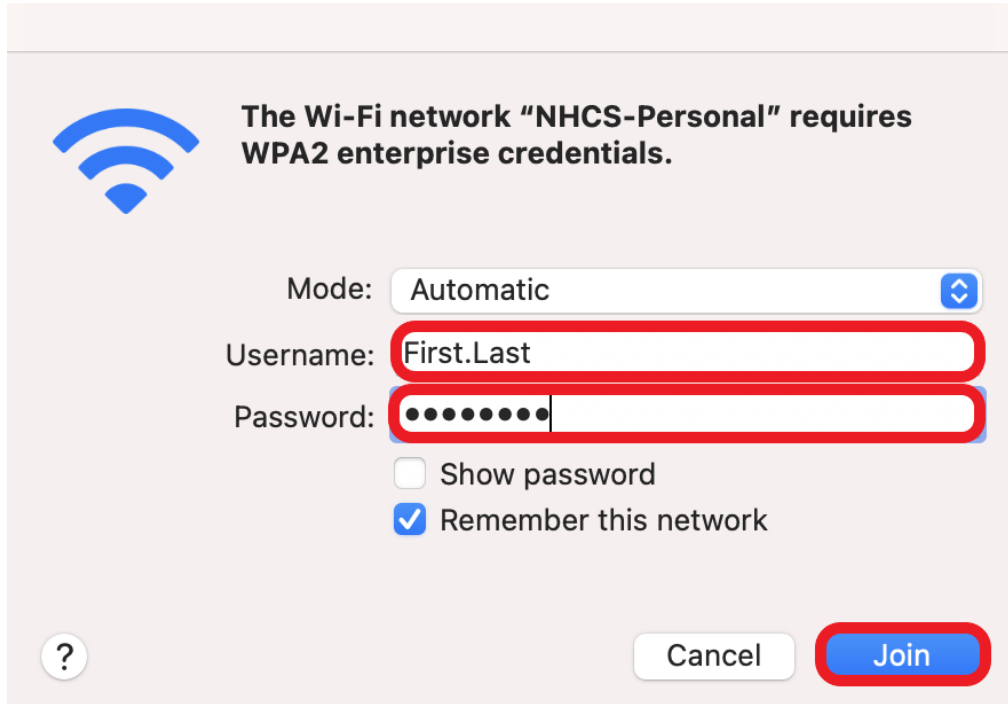
2. Select NHCS-Personal.



# NHCS - Personal Network

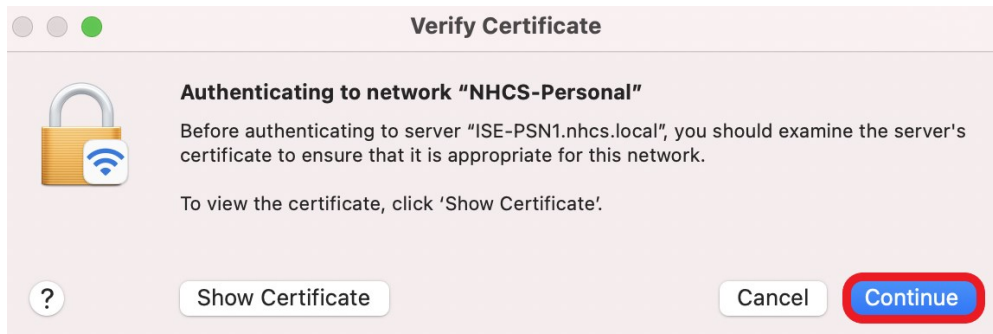
## MacBook Instructions

### 3. Login using your NHCS Username and NHCS Password



The screenshot shows a macOS dialog box for connecting to a Wi-Fi network. The title bar is not visible. The main content area has a light gray background. On the left, there is a blue Wi-Fi icon. To its right, the text reads: "The Wi-Fi network "NHCS-Personal" requires WPA2 enterprise credentials." Below this, there are three input fields: "Mode:" with a dropdown menu set to "Automatic"; "Username:" with the text "First.Last"; and "Password:" with a series of black dots. Below the password field, there are two checkboxes: "Show password" (unchecked) and "Remember this network" (checked). At the bottom left, there is a question mark icon in a circle. At the bottom right, there are two buttons: "Cancel" and "Join". The "Join" button is highlighted with a red border.

### 4. When this message pops up press **Continue**.



The screenshot shows a macOS dialog box titled "Verify Certificate". The title bar has three colored window control buttons (red, yellow, green). The main content area has a light gray background. On the left, there is a yellow padlock icon with a Wi-Fi symbol. To its right, the text reads: "Authenticating to network "NHCS-Personal"" followed by "Before authenticating to server "ISE-PSN1.nhcs.local", you should examine the server's certificate to ensure that it is appropriate for this network." Below this, it says "To view the certificate, click 'Show Certificate'." At the bottom left, there is a question mark icon in a circle. At the bottom right, there are three buttons: "Show Certificate", "Cancel", and "Continue". The "Continue" button is highlighted with a red border.

# NHCS - Personal Network

## MacBook Instructions

5. You will be prompted to login with your **MacBook Username** and **Password**



6. You are now connected.