

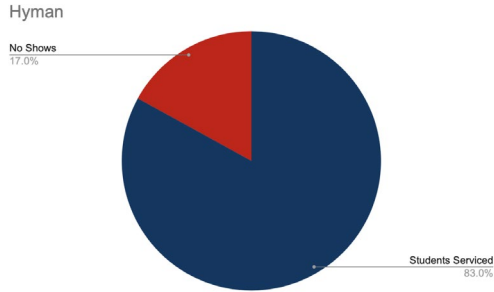


Summer Support Programs

#UNSTOPPABLE
excellence

Core Academic PK/KG Program

Attendance



Highlights

- 3 PK Teachers had over 50% growth in Reading
- All PK Teachers had over 50% growth in math
- 6/10 KG Teachers had over 50% growth in Reading
- 8/9 KG Teachers had over 50% growth in Math

Data

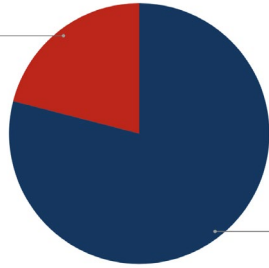
- 46% of Pre-K increased percentile score on Reading ISIP
- 57% of Pre-K increased percentile score on Math ISIP
- 53% of KG increased percentile score on Reading ISIP
- 68% of KG increased percentile score on Math ISIP
- Overall 49% of students increased percentile score on Reading ISIP.
- Overall 63% of students increased percentile score on Math ISIP

Core Academic-4th Grade Program

Attendance

Bilhartz

No Shows
21.0%



Students Served
79.0%

Data

- 1st grade had a 3% overall increase in Math
- 1st grade had a 7% overall increase in Reading
- 2nd grade had a 1% overall increase in Math
- 2nd grade had a 2% overall increase in Reading
- 3rd grade did not show an overall increase in Math
- 3rd grade had a 5% overall increase in Reading
- 4th grade had an overall decrease in Math
- 4th grade had a 4% increase in Reading

Highlights

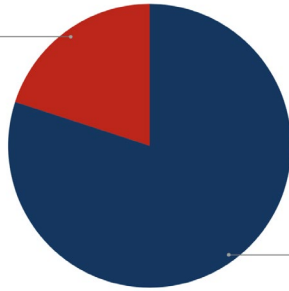
- All 1st grade bilingual students improved in Reading Comprehension.
- 67% of students that were required to attend summer school were promoted.

Secondary Core Academic Programs: Kennemer

Attendance

Kennemer

No Shows
20.0%



Students Served
80.0%

Highlights

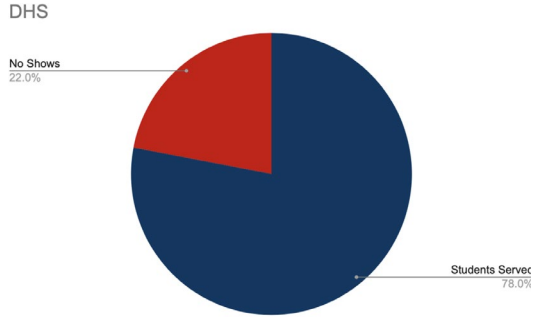
- 71% of students completed failure recoup
- 62% of students who were required to attend summer school were promoted.

Data

- 38/53 students completed Failure recoup programming
- All grade levels 5-8th made progress on ISIP Reading
- 7th grade made a 42 point gain in Reading ISIP
- Minimal progress was made in all grade levels 5-8th ISIP Math
- In Grades 5-8 240/390 students were promoted, 150 are requiring GPC

Secondary Core Academic Programs: DHS

Attendance



Highlights

- 29 Seniors graduated

Data

EOC

- Algebra I had 113 students complete and pass EOC
- Biology had 66 students complete and pass EOC
- English I had 68 students complete and pass EOC
- English II had 98 students complete and pass EOC
- US History had 66 students complete and pass EOC

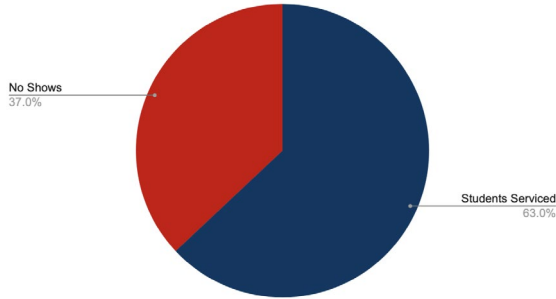
Credit Recovery

- 216 Math Credit Recovery courses were completed
- 98 History Credit Recovery courses were completed
- 36 Spanish Credit Recovery courses were completed
- 379 English Credit Recovery courses were completed
- 124 Science Credit Recovery courses were completed

Secondary Core Academic Programs: PACE

Attendance

PACE



Data

- 82% of students enrolled actively participated for the full program
- 3 students became eligible for graduation
- 11 complete all courses for which they were registered
- 39 half credits were earned

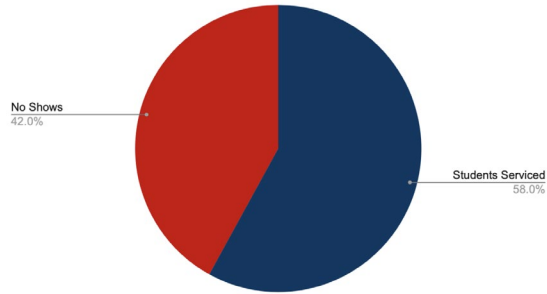
Highlights

- July 1st PACE graduated 14 students

ESY

Elementary Attendance

ESY



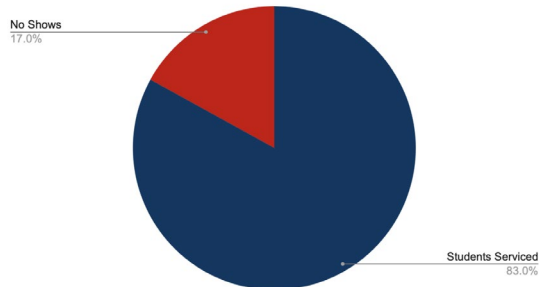
Highlights

Elementary

- Academic gains from students who have not attended in person
- Several students were able to receive Mastery on IEP goals
- Opportunities to support and foster relationships with parents

Secondary Attendance

ESY



Secondary

- Utilized Teach Town program to input student IEP and develop personalized lessons meeting individual student needs.
- Students had the opportunity to transition to in-person instruction and make progress in social skills.



Any Questions?

For questions and support, please contact Erica Reyes ereyes@duncanvilleisd.org