



1. What is Remind?

Remind is a communication platform that helps educators reach students and families in real time. Teachers and campuses are able to send out reminders and announcements to their classes or groups.

2. Log In

Families will receive a text message and email when their account is created. Families will then have the option to claim their account and log in.

3. Things to Know

Spring Branch ISD uses the information in Skyward to create classes in Remind. This makes it easy for teachers and families to use this platform without worry about what classes to join.

Spring Branch ISD does not require parents to download an app to their phones, however doing so will give families better options when communicating with the classroom teacher, coaches and group leaders.

Teachers now have the ability to send messages via Remind to all parents at one time.

Look out for emails and text messages.

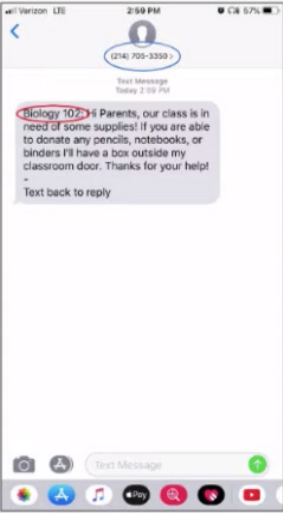
All emails and text messages will only go out to the contact information we have on file in Skyward.

4. Messaging


Messages are sent as text messages, email, and/or mobile app notification. You can save these numbers in your contacts under the teacher's name.

Messages sent via **SMS text**.

Save the number in your phone as a new contact with the teacher's name.



Class announcement

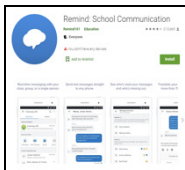


Direct message

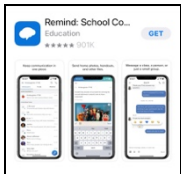
5. Download the App

A mobile app is available to use if you want. It is not required to receive messages.

When Parents receive their first text message or email from Remind, they will have the option to download the app.

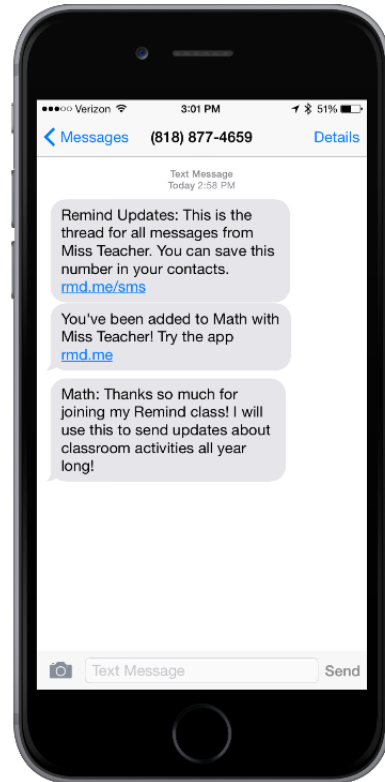


- **Android** [Google Play Store](#)



- **IOS** [Apple App Store](#)

Not Using the App?



Here's an example:

Messages will come from a different phone number for each teacher. For example, announcements and messages from Ms. Smith will come from one number (555-555-5555), while announcements and messages from Mr. Jones will come from a different number (888-888-8888). You can save these numbers in your contacts list under the teacher's name.

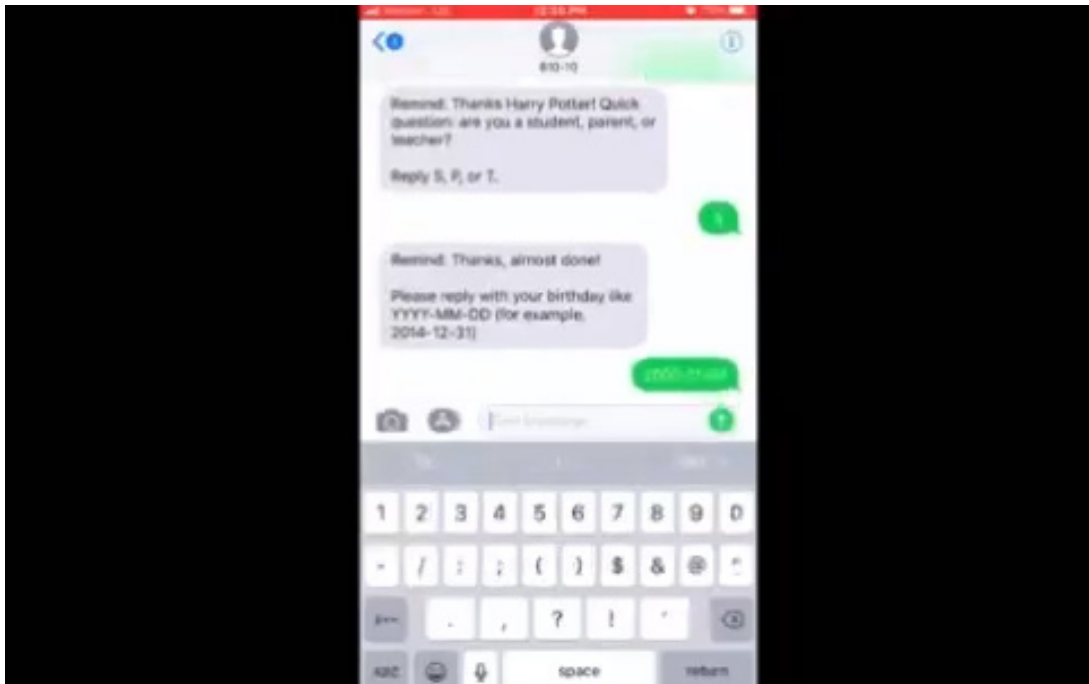
The area code for these numbers is randomly assigned and does not change the normal cost of receiving a text message.

Contact Information

The contact information in Skyward is used to communicate in Remind. Make sure your information in Skyward is up to date. Reach out to your campus registrar if contact numbers have changed. If you had a previous Remind

account, you will need to check that Remind does not contain old phone numbers and emails, too.

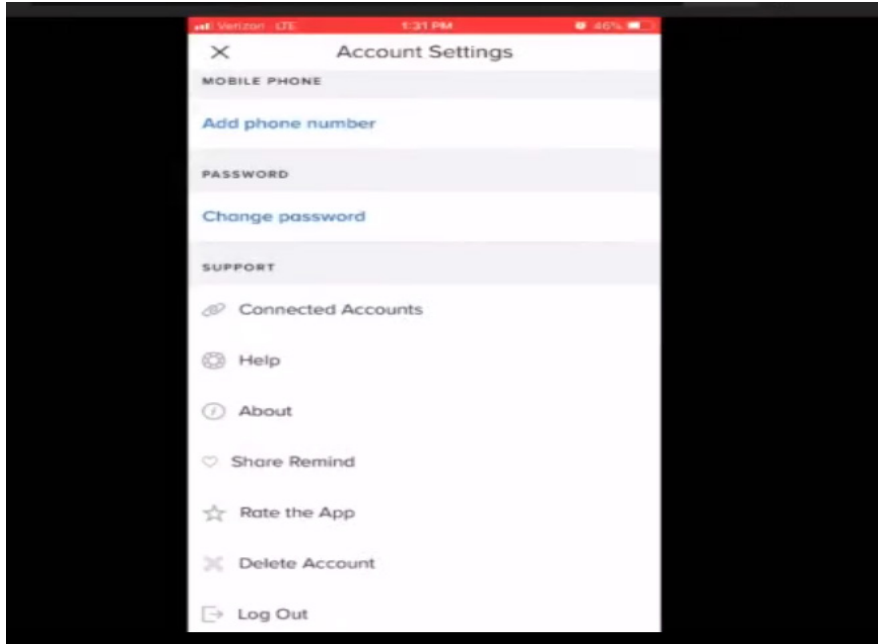
Students can add their mobile numbers to Remind in order to receive class information via text message. (this is optional for any student and not required for class)



Notifications

Families can choose how they receive notifications – text, email, or mobile app. You can select as few or as many you want. If you turn them all off, then you will not receive notifications from teachers and campuses.

To set notifications on the app:



To set notifications on the web:

← Back

Profile

Notification preferences

App Integrations

Widgets

Message history

Archived classes

Blocked users

Notification preferences

Manage how you would like to receive Remind notifications.

Any updates to your contact information below will only update in Remind. Let your school district know of any changes.

Email	<input checked="" type="checkbox"/> On
Desktop Browser notifications	<input type="checkbox"/> Enable
Phone number Text messages and voice calls	<input type="button" value="Add phone"/>
Remind mobile app Available for iPhone and Android	<input type="button" value="Get the app"/>

Join Classes

Families are automatically added into their children(s) classes. However, you can join additional classes for after school activities, clubs, and organizations. Join a class by entering the class code provided by the teacher or organizer.

