



OLENTANGY SCHOOLSSM

LIBERTY HIGH SCHOOL

Brand Guidelines – Version 2.0 – August 2024



TABLE OF CONTENTS

3	INTRODUCTION
4	Letter to the School
5	School Creed
6	Legal & Mandatories
7	VISUAL GUIDELINES
8	Logo Usage
9	Color Variations
10	Logo Modifications
11	Patriotic Usage
12	Co-branding Policy
13	Incorrect Usage
14	Brand Colors
15	Typography
18	APPLICATION



INTRODUCTION

LETTER TO THE SCHOOL

Welcome to the new face of Liberty High School! We hope that your school will enjoy your brand identity for decades to come. The following manual provides you with specifications to accurately utilize the Liberty High School brand elements.

The Liberty High School brand has been designed to reflect your all-around standard of excellence in academics and other programs valued by your school. It also serves to reinforce the core essence of your school pride, accomplishment and spirit. To help you maintain brand consistency, it is critical that all parties using any of the Liberty High School brand elements follow this manual with attention to detail in order to preserve and protect the Liberty High School brand image.

Thank you for reviewing this manual, thoroughly understanding its contents, and abiding by the specifications provided. Should you have any questions regarding any content involved within this brand guide, please contact communications@olsd.us



SCHOOL CREED

A creed is a statement of shared beliefs, values, and aspirations within a community that strongly influences good character development. It instills a sense of pride and honor in students, teachers, and staff. The school creed should inspire, motivate, and challenge. It includes powerful affirmations that can be used to hold students and staff accountable for their daily actions and decisions.

THE LIBERTY PATRIOTS CREED

I AM AN OLENTANGY LIBERTY PATRIOT.

I WILL SUPPORT AND DEFEND THE HONOR OF OTHERS.

I WILL USE MY PASSION AND GRIT TO ACHIEVE SUCCESS.

I WILL BE A LEADER AND A LOYAL FRIEND.

I WILL HOLD MY HEAD HIGH BECAUSE I ALWAYS DO WHAT IS RIGHT.

I AM FOREVER CHANGED BY WHAT I LEARN AND EXPERIENCE HERE.

I AM AN OLENTANGY LIBERTY PATRIOT.



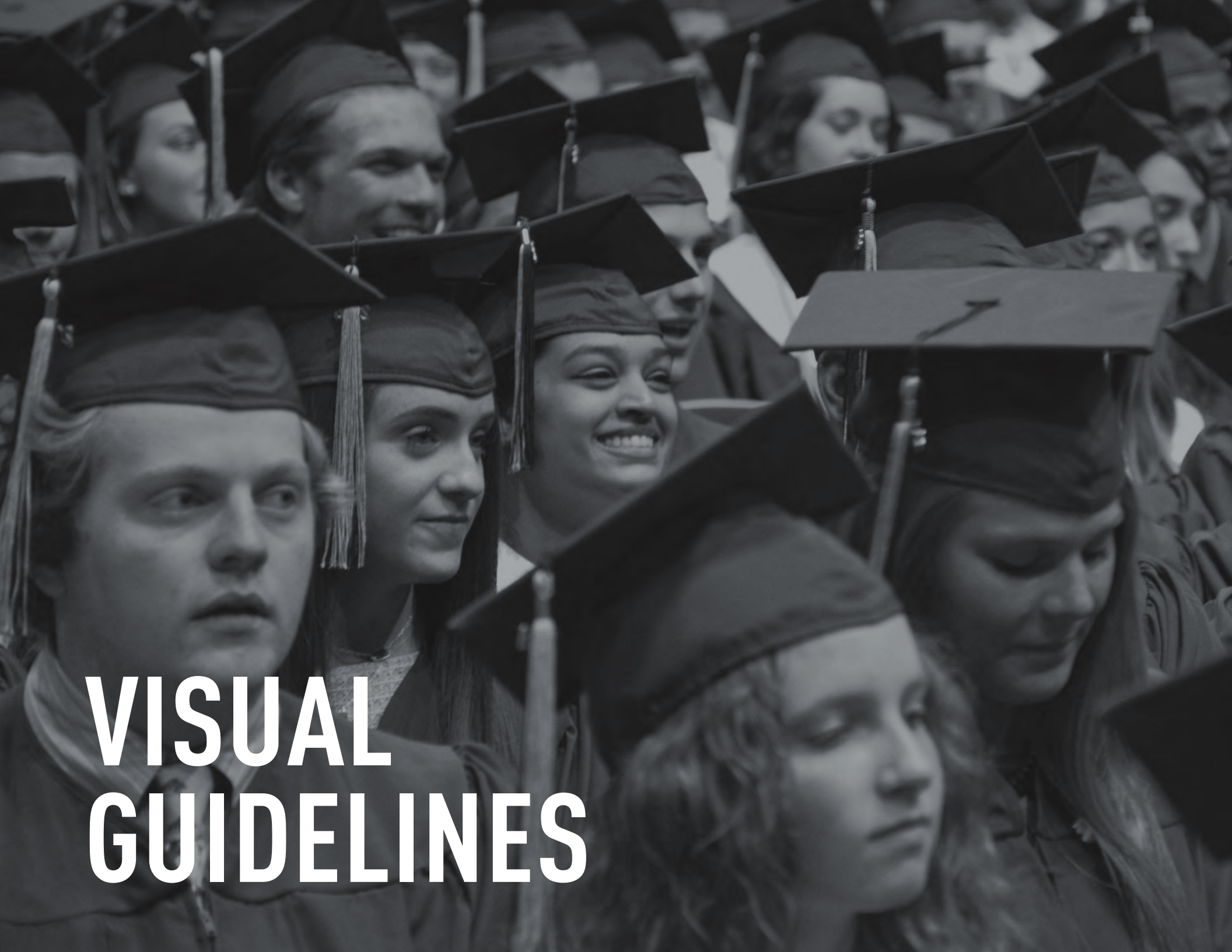
LEGAL & MANDATORIES

Creation, application or any use of the Liberty High School brand elements must conform to approved standards as authorized by Liberty High School. Additionally, it is imperative that Liberty High School brand elements are used properly on all merchandise, web, printed materials, signage, etc. in a quality manner.

When using the Liberty High School brand elements, whether the item on which the element is applied is for internal use, departmental use, organization use, being publicly displayed, being sold or otherwise distributed in commerce, all specifications for usage must be met and visually approved by the Liberty High School Principal, Athletic Director, or Chief Communications Officer.

Please use the licensing program and work with the Olentangy Communications Department on approved vendors for all licensed products. If you have any questions, please contact communications@olsd.us





VISUAL GUIDELINES

LOGO USAGE

Visual consistency ensures that the Liberty High School identity is presented cohesively and should appear on all applications such as official school documents, stationery, business cards, district website, general fashion gear, uniforms, general club designs, general sport designs, stadiums, gym floor, signage such as on front of the school building, etc.

- 1 Primary Logo
- 2 Secondary Logo
- 3 Mascot
- 4 Athletics Logo
- 5 Liberty Script
- 6 Patriots Script
- 7 O Liberty Script
- 8 O Patriots Script
- 9 Monogram
- 10 Alternate Mark 1
- 11 Alternate Mark 2
- 12 Crest



Please use the licensing program and work with the Olentangy Communications Department on approved vendors for all licensed products. If you have any questions, please contact communications@olsd.us

Requests for logo files can be obtained by contacting the Liberty High School Principal, Athletic Director, or the Olentangy Communications Department at communications@olsd.us

COLOR VARIATIONS

Frequently it may be desirable to place the Liberty High School logo marks on a field of color. On dark backgrounds, a white or silver outline is needed around the full color logo marks to provide clear separation from its background. Single color variations of the Liberty High School logo marks are also acceptable to use.

Never use the logo marks on a complex or busy background. Additionally, never use the logo marks on a background that doesn't offer sufficient contrast. (eg. a royal blue mark on a black background)



LOGO MODIFICATIONS

Secondary wording in the activity logo can be changed to reflect individual names, clubs, organizations and/or sports.

The text within the banner is editable and can be customized to fit your needs. To do this, you will need a vector based program; such as Adobe Illustrator or Corel Draw. Simply highlight the text and type in the name of your desired sport, club or event. Spacing and size of lettering will need to be adjusted for any replacement text to stay cohesive with the brand. (eg. Track and Field)



SECONDARY TEXT IN RIBBON



Do not change or modify any graphical elements of the logo marks. Any addition of text or illustrations should not overlap or impede the marks in an unflattering way.

Highlights and/or shadows may be omitted to enhance the logo in various printing applications and where limited color variations are needed. (eg. embroidery)



Requests for personalized logos can be obtained by contacting the Liberty High School Principal, Athletic Director, or the Olentangy Communications Department at brandrequests@olsd.us



PATRIOTIC USAGE

Patriotic artwork may be used for occasions, events, and circumstances where a patriotic theme is appropriate. Permission must be obtained prior to their use.

Use the illustrated example to the right as a guide for acceptable use of patriotic artwork. Exercise good creative judgment to ensure that the artwork remains clear and legible.

The patriotic artwork is not intended to be used in lieu of traditional Liberty High School logo marks. No other variations or motifs representing other countries will be accepted.

Requests for personalized logos can be obtained by contacting the Liberty High School Principal, Athletic Director, or the Olentangy Communications Department at brandrequests@olsd.us



Royal Blue

Pantone

287 C

CMYK

100 75 2 18

RGB

0 48 135

HTML

#003087

Red

Pantone

185 C

CMYK

0 95 85 0

RGB

238 49 53

HTML

#EE3135

CO-BRANDING POLICY

Olentangy Schools encourages the use of licensee indicia on product because it helps identify the product in the marketplace for both the licensor and the consumer. Please use the licensing program and work with the Olentangy Communications Department on approved vendors for all licensed products.

The Liberty High School brand should always be the primary logo with co-branded logos being secondary and smaller.

If you have any questions, please contact communications@olsd.us



INCORRECT USAGE

Use the illustrated examples to the right as a guide for what to avoid with the logo. Overall, do not alter the logo or compromise its legibility in a way that is different from the provided files.



DO NOT use other colors outside the Liberty brand colors.



DO NOT stretch, distort or rotate the logo.



DO NOT change any graphical elements of the logo.



DO NOT use other Patriot illustrations or logos.



DO NOT place logo on a busy background.



DO NOT change the opacity of the logo except in watermarks.



DO NOT outline or reverse the primary logo.



DO NOT apply drop shadow effects to the logo.



DO NOT change or attempt to recreate any of the logo elements.

BRAND COLORS

The use of color is an integral component in the creation of a memorable brand—consistent colors in our communications across print and web strengthens the Liberty High School identity. Different color formats are required for different applications. For consistency within documents, use only one format per document; for print, use CMYK and for on-screen, use RGB.

Primary Colors

Royal blue and silver make up the primary brand colors. They should be used in most applications such as banners, signage, apparel, etc.

Retail & Uniform Applications

Always match the Liberty High School brand colors as closely as possible in thread, fabric, ink, etc. Neutral fabric colors such as navy, black, gray and white are also acceptable for general fashion gear, uniforms, or club gear. For information on using the logo marks on different background colors, see page 9.

<p>Royal Blue</p> <p>Pantone 287 C</p> <p>CMYK 100 75 2 18</p> <p>RGB 0 48 135</p> <p>HTML #003087</p>	<p>Silver</p> <p>Pantone Cool Gray 6 C</p> <p>CMYK 16 11 11 27</p> <p>RGB 164 167 169</p> <p>HTML #A4A7A9</p>
---	--

TYPOGRAPHY

Maintaining consistency in typographic style is essential to creating a memorable identity and also minimizes visual confusion. The consistent use of these typefaces will make for a recognizable and strong identity.

Yearbook Solid and **Nissan** are the primary fonts that make up the Liberty High School logo. Yearbook Solid and Nissan Regular should be used for your school name and used when identifying a sport, department, club or other secondary priority associated with the school.

Heather Oliver is a modern script font that helps bring energy and enthusiasm into the Liberty High School brand. This versatile script typeface includes many different alternates for each lowercase letter. Heather Oliver is a great option for athletic uniforms, club or general apparel.

Complimentary fonts include the Olentangy School district fonts – **DIN OT** and **Proxima Nova** – found on pages 15 & 16. **Google Fonts**, **Font Squirrel**, and **Adobe Fonts** (with Creative Cloud subscription) are great resources for finding free and unlimited commercial-use fonts.

YEARBOOK SOLID

Yearbook Solid

ABCDEFGHIJKLMNOPQRSTUVWXYZ
1234567890 !#\$%&*?

Nissan

Nissan Regular

AaBbCcDdEeFfGgHhIiJjKkLlMm
NnOoPpQqRrSsTtUuVvWwXxYyZz
1234567890 !#\$%&*?

Nissan Italic

*AaBbCcDdEeFfGgHhIiJjKkLlMm
NnOoPpQqRrSsTtUuVvWwXxYyZz
1234567890 !#\$%&*?*

Heather Oliver

Heather Oliver Regular

*AaBbCcDdEeFfGgHhIiJjKkLlMm
NnOoPpQqRrSsTtUuVvWwXxYyZz
1234567890!#\$%&*?*

TYPOGRAPHY

Maintaining consistency in typographic style is essential to creating a memorable identity and also minimizes visual confusion. The consistent use of these typefaces will make for a recognizable and strong identity.

DIN OT and **Proxima Nova** are the primary font families for the Olentangy School district brand. Available in a variety of weights and styles, it is a highly legible contemporary serif typeface that is ideal for headlines, subtitles, large display type, and body copy. It is acceptable for these fonts to be used as a secondary option.

DIN OT

DIN OT Condensed Light

AaBbCcDdEeFfGgHhIiJjKkLlMm
NnOoPpQqRrSsTtUuVvWwXxYyZz
1234567890 !@#%&*?

DIN OT Condensed Regular

AaBbCcDdEeFfGgHhIiJjKkLlMm
NnOoPpQqRrSsTtUuVvWwXxYyZz
1234567890 !@#%&*?

DIN OT Condensed Medium

AaBbCcDdEeFfGgHhIiJjKkLlMm
NnOoPpQqRrSsTtUuVvWwXxYyZz
1234567890 !@#%&*?

DIN OT Condensed Bold

AaBbCcDdEeFfGgHhIiJjKkLlMm
NnOoPpQqRrSsTtUuVvWwXxYyZz
1234567890 !@#%&*?

DIN OT Condensed Black

AaBbCcDdEeFfGgHhIiJjKkLlMm
NnOoPpQqRrSsTtUuVvWwXxYyZz
1234567890 !@#%&*?

DIN OT Light

AaBbCcDdEeFfGgHhIiJjKkLlMm
NnOoPpQqRrSsTtUuVvWwXxYyZz
1234567890 !@#%&*?

DIN OT Regular

AaBbCcDdEeFfGgHhIiJjKkLlMm
NnOoPpQqRrSsTtUuVvWwXxYyZz
1234567890 !@#%&*?

DIN OT Medium

AaBbCcDdEeFfGgHhIiJjKkLlMm
NnOoPpQqRrSsTtUuVvWwXxYyZz
1234567890 !@#%&*?

DIN OT Bold

AaBbCcDdEeFfGgHhIiJjKkLlMm
NnOoPpQqRrSsTtUuVvWwXxYyZz
1234567890 !@#%&*?

DIN OT Black

AaBbCcDdEeFfGgHhIiJjKkLlMm
NnOoPpQqRrSsTtUuVvWwXxYyZz
1234567890 !@#%&*?

TYPOGRAPHY

Maintaining consistency in typographic style is essential to creating a memorable identity and also minimizes visual confusion. The consistent use of these typefaces will make for a recognizable and strong identity.

DIN OT and **Proxima Nova** are the primary font families for the Olentangy School district brand. Available in a variety of weights and styles, it is a highly legible contemporary serif typeface that is ideal for headlines, subtitles, large display type, and body copy. It is acceptable for these fonts to be used as a secondary option.

Proxima Nova

Proxima Nova Light

AaBbCcDdEeFfGgHhIiJjKkLlMm
NnOoPpQqRrSsTtUuVvWwXxYyZz
1234567890 !@#\$%&*?

Proxima Nova Regular

AaBbCcDdEeFfGgHhIiJjKkLlMm
NnOoPpQqRrSsTtUuVvWwXxYyZz
1234567890 !@#\$%&*?

Proxima Nova Semibold

AaBbCcDdEeFfGgHhIiJjKkLlMm
NnOoPpQqRrSsTtUuVvWwXxYyZz
1234567890 !@#\$%&*?

Proxima Nova Bold

AaBbCcDdEeFfGgHhIiJjKkLlMm
NnOoPpQqRrSsTtUuVvWwXxYyZz
1234567890 !@#\$%&*?

Proxima Nova Extrabold

AaBbCcDdEeFfGgHhIiJjKkLlMm
NnOoPpQqRrSsTtUuVvWwXxYyZz
1234567890 !@#\$%&*?

Proxima Nova Light Italic

*AaBbCcDdEeFfGgHhIiJjKkLlMm
NnOoPpQqRrSsTtUuVvWwXxYyZz
1234567890 !@#\$%&*?*

Proxima Nova Regular Italic

*AaBbCcDdEeFfGgHhIiJjKkLlMm
NnOoPpQqRrSsTtUuVvWwXxYyZz
1234567890 !@#\$%&*?*

Proxima Nova Semibold Italic

*AaBbCcDdEeFfGgHhIiJjKkLlMm
NnOoPpQqRrSsTtUuVvWwXxYyZz
1234567890 !@#\$%&*?*

Proxima Nova Bold Italic

*AaBbCcDdEeFfGgHhIiJjKkLlMm
NnOoPpQqRrSsTtUuVvWwXxYyZz
1234567890 !@#\$%&*?*

Proxima Nova Extrabold Italic

*AaBbCcDdEeFfGgHhIiJjKkLlMm
NnOoPpQqRrSsTtUuVvWwXxYyZz
1234567890 !@#\$%&*?*



APPLICATION













OLENTANGY SCHOOLSSM
Flourish Here.

Liberty High School

3584 Home Road

Powell, OH 43065

740 657 4200

olentangy.k12.oh.us