FY 2020-2021 FINANCIAL STATUS REPORT AS OF: APRIL 30, 2021

STRONGSVILLE CITY SCHOOLS

Mustangs

ACADEMICS ARTS ATHLETICS

STRONGSVILLE CITY SCHOOL DISTRICT

July 1, 2020-April 30, 2021 Financial Report

Summary

The following spreadsheet shows the revenue and expenditures by month for the General Funds as of April 30, 2021. The total revenues that is forecasted in the November 2020 five-year forecast budget update, is $83,607,672. The adopted budget approved by the Board in November was $78,273,342 plus carryover encumbrances of $1,932,269 for a total appropriation of $80,205,610. The November 2020 five-year forecast budget update and annual budget can be viewed at www.strongnet.org, under the Treasurer's Department.

	July	August	September	October	November	December
Revenues:						
Property Taxes	$1,571,000	$13,937,695	$12,950,098	$0	$0	$0
State Foundation	685,244	712,356	718,148	712,327	788,761	725,489
State Property Allocation	0	9,722	0	3,154,626	0	0
Other	85,241	171,922	1,956,705	132,498	462,356	1,011,153
Total Revenues	2,341,485	14,831,695	15,624,951	3,999,451	1,251,117	1,736,642
Expenditures:						
Salaries	3,332,556	3,439,310	3,621,448	3,599,970	3,720,999	3,745,610
Benefits	1,398,333	1,487,728	1,384,449	1,382,646	1,390,127	1,599,490
Purchase Services	652,345	574,575	518,861	644,219	553,454	671,027
Materials and Supplies	130,138	76,757	157,437	154,095	16,533	88,435
Capital Outlay	85,205	123,371	114,274	124,914	(124,690)	33,259
Other Objects	145,595	8,921	407,976	14,826	397,708	16,287
Total Expenditures	5,744,172	5,710,662	6,204,445	5,920,670	5,954,131	6,154,108
Net Change in Cash	(3,402,687)	9,121,033	9,420,506	(1,921,219)	(4,703,014)	(4,417,466)

	January	February	March	April	May	June	Total
Revenues:							
Property Taxes	$4,211,000	$24,641,000	$4,425,273	$0	$0	$0	$61,736,066
State Foundation	727,359	1,092,735	763,399	758,201	0	0	7,684,019
State Property Allocation	0	0	11,082	3,155,823	0	0	6,331,253
Other	418,197	158,746	2,449,176	257,813	0	0	7,103,807
Total Revenues	5,356,556	25,892,481	7,648,930	4,171,837	0	0	82,855,145
Expenditures:							
Salaries	3,609,056	3,713,523	3,691,097	3,667,702	0	0	36,141,271
Benefits	1,408,172	1,450,638	1,418,925	1,424,015	0	0	14,344,523
Purchase Services	841,158	759,407	725,816	725,219	0	0	6,666,081
Materials and Supplies	135,514	210,494	190,188	99,927	0	0	1,259,518
Capital Outlay	297,680	13,398	20,430	15,796	0	0	703,637
Other Objects	26,734	10,163	461,902	15,651	0	0	1,505,763
Total Expenditures	6,318,314	6,157,623	6,508,358	5,948,310	0	0	60,620,793
Net Change in Cash	(961,758)	19,734,858	1,140,572	(1,776,473)	0	0	22,234,352

STRONGSVILLE CITY SCHOOL DISTRICT

July 1, 2020-April 30, 2021 Financial Report

REVENUE

The Strongsville City Schools is forecasting **$83,607,672 (November Forecast)** in revenue within the General Funds in the 2020-2021 fiscal year as shown on figure 1. As of **April 30, 2021** the District has received revenue in the amount of $82,855,145 for FY 2021. The District is projecting to receive $2,375,007 in revenue in the remaining months of the fiscal year for a total projected revenue of $85,230,152. The November 2020 five-year forecast budget update was presented to the Board at the November 19, 2020 Board Meeting and can be viewed at www.strongnet.org, under the Treasurer's Department.

Figure 1

FORECASTED REVENUES AND ACTUAL REVENUES

	A Fiscal Year 2021 Forecast	B Fiscal Year 2021 Actual	C Projected Revenue May - June	D = (B+C) Projected Total Revenue		D-A Over/ (Under)
Revenues						
Real Property Tax	$61,122,987	$61,736,066	$0	$61,736,066	(a)	**$613,079**
State Foundation	8,520,881	7,684,021	1,523,205	9,207,226	(b)	**686,345**
Property Tax Homestead and Rollbacks	6,351,856	6,331,252	0	6,331,252	(d)	**(20,604)**
TIF Revenue	3,997,528	3,999,401	259,183	4,258,584	(e)	**261,056**
Casino Receipts	206,064	227,314	0	227,314	(d)	**21,250**
Interest	400,000	358,909	49,555	408,464	(c)	**8,464**
Other Revenues	2,023,825	1,635,718	531,443	2,167,161	(f)	**143,336**
Sports Pay to Participate	200,000	199,296	0	199,296	(d)	**(704)**
Tuition - From Other Districts	359,531	356,978	0	356,978	(d)	**(2,553)**
Tuition - Full Day Kindergarten	335,000	266,179	0	266,179	(d)	**(68,821)**
Tuition - Preschool	90,000	60,011	11,621	71,632	(d)	**(18,368)**
Total Revenues	**$83,607,672**	**$82,855,145**	**$2,375,007**	**$85,230,152**		**$1,622,480**

(a) The District received $57,258,846 in general real property taxes in FY20 and received $61,736,066 in FY 21. The current collection rate for collection calendar year 2020 decreased from 97.95% to 96.72%.
(b) The District will receive state funding in FY21 based on the 2019-2020 biennium State budget, HB 164 reductions, and the FY21 Governor's Executive Ordered restoration from HB 164 issued on January 22, 2021.
(c) Projected revenue is based on projected monthly cash balances against the current interest rate. Projected revenue is subject to change based on a change in cash balances and market conditions.
(d) These revenues have been received as anticipated.
(e) The District received $3,950,804 in TIF revenues in FY20 and is projecting $4,258,858 in FY21.
(f) Other revenues include cell tower commission, vending commission, sale of property, services provided to other schools, state catastrophic aid, federal medicaid, athletic trainer fees, refunds of prior year expenditures, and other miscellaneous receipts.

Figure 2 compares revenue sources to the prior two years as of April 30. The three years of data will be beneficial for trend analysis performed throughout the year.

Figure 2

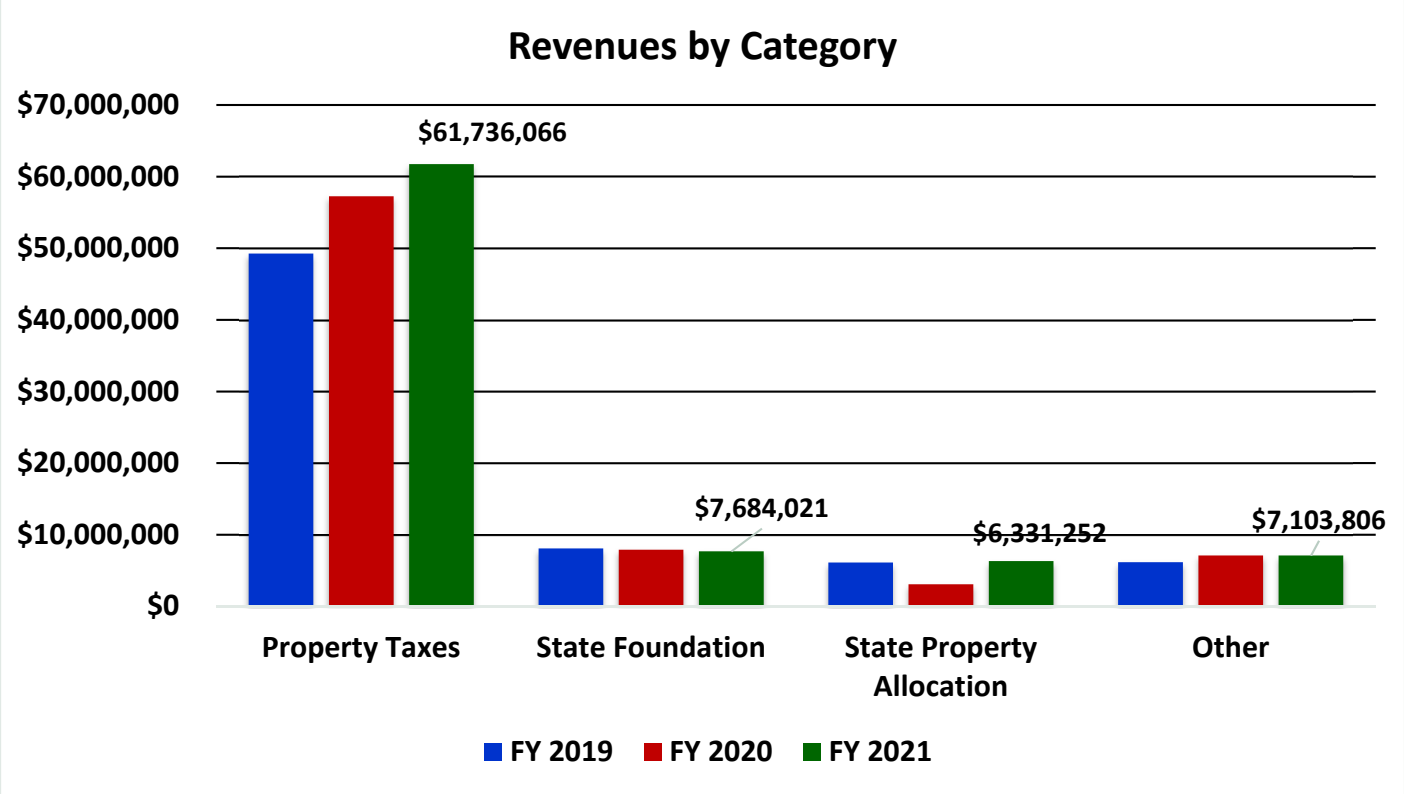

EXPENDITURES

The fiscal year 2021 adopted General Fund budget for the District is $78,273,342. This budget, coupled with carryover encumbrances of $1,932,269, resulted in a $80,205,610 General Funds appropriation for FY 2021. The following information is a financial update of the status of this appropriation through March 31, 2021.

Through April 30, 2021 the District has expended $60,620,792 and has outstanding encumbrances of $2,767,972. This total of $63,388,764 reflects 79.03% of the District's total appropriation. A statistical spending range for the District is based on two analyses: first, time elapsed is ten months or 83.33% of the fiscal year has passed. Secondly, twenty of twenty-four (20/24), or 83.33% of the total pay periods have passed. Figure 3 illustrates these points.

Figure 3

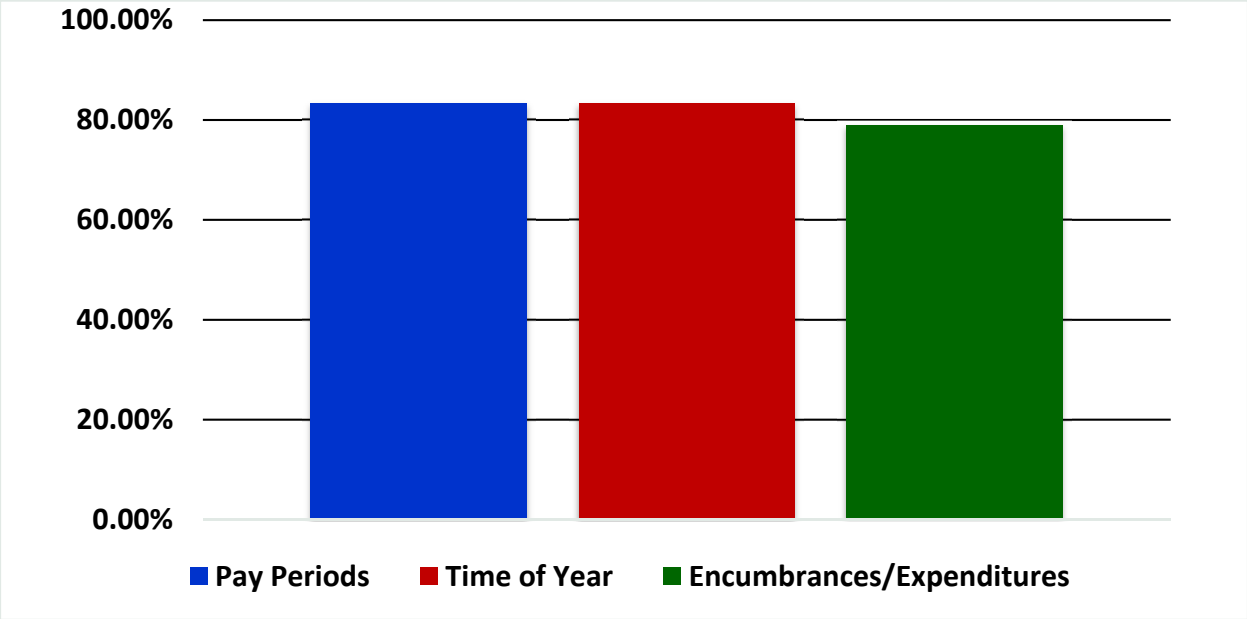

Overall, the District's encumbrance/expenditure level through April is below the target based on the above analysis. As an examination of the categories of expenditures is performed, cyclical variances are noted between categories which relate specifically to school opening activities. Figure 4 compares the various expenditure categories to the expected level and to the prior two years. The three years of data will be beneficial for trend analysis performed throughout the year.

Figure 4

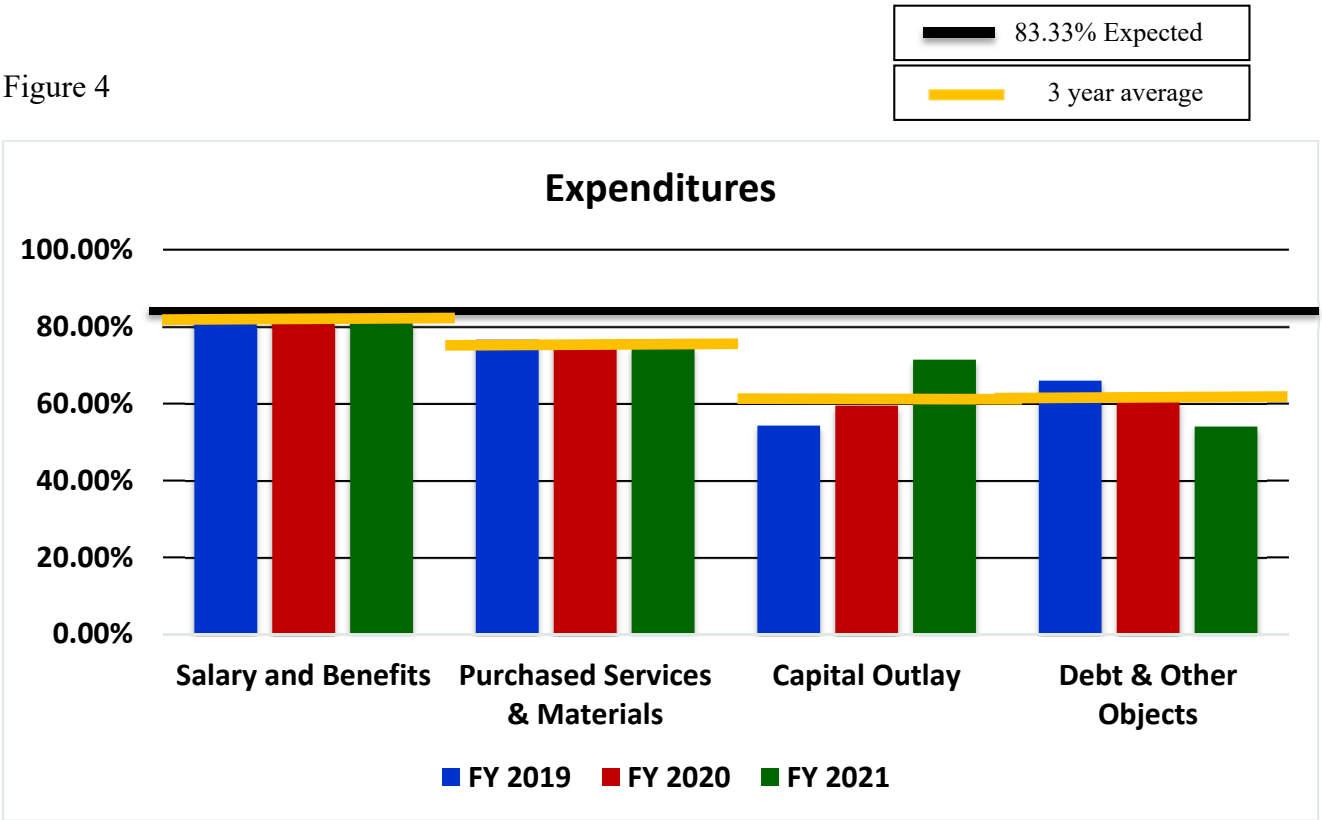

Figure 5

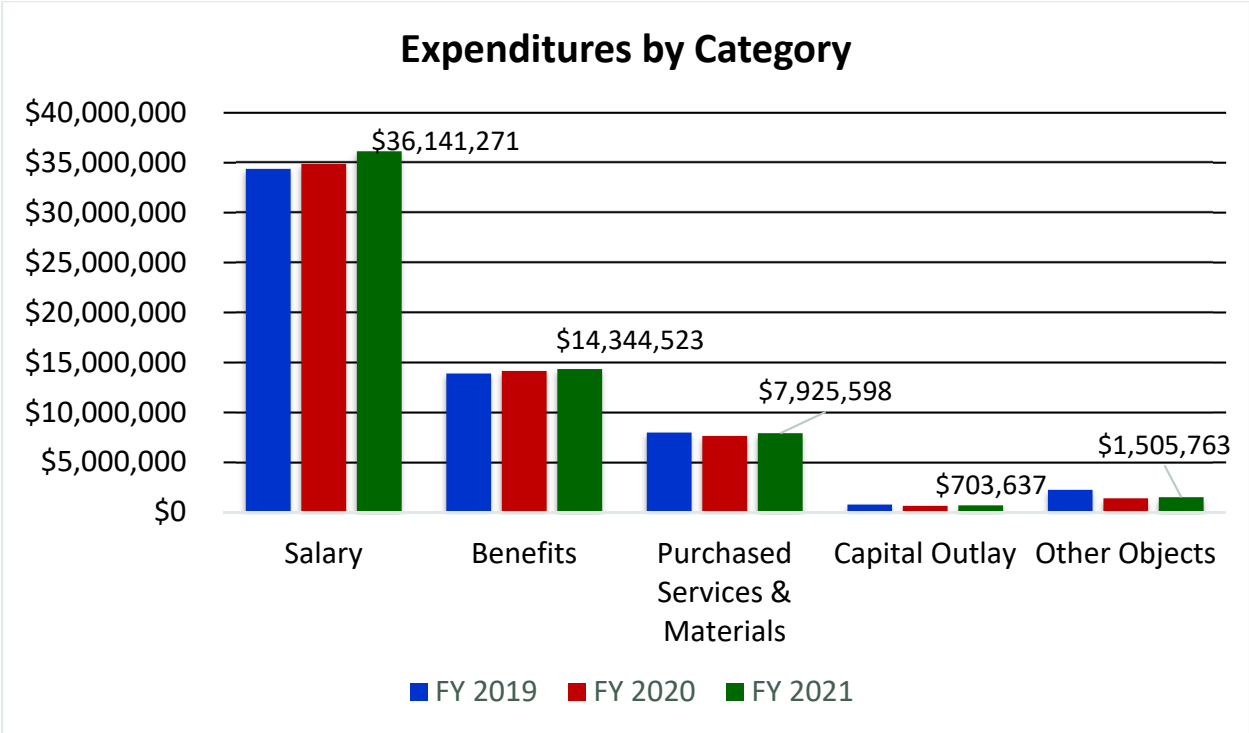

As Figure 3 illustrates, salaries are slightly higher than last year for this time of year which is due to negotiated agreements. We will continue to closely monitor this area for the remainder of the fiscal year. Salaries averaged $1.8 million in April which is similar to the $1.9 million in March. Benefits are higher compared to last year which is primarily due to the increase in healthcare and other benefits cost. Healthcare premiums increased 3.03% in fiscal year 2021 from fiscal year 2020.

The current year Purchased Services and Materials categories indicate a 74.68% encumbrance/expenditure level for April. This encumbrance/expenditure rate is lower compared to the 75.80% from this point in time last year. These expenditures vary from year to year base on the timing of when goods are needed and the invoices are paid and received. In addition, many of the annual contracts are encumbered at the beginning of the fiscal year and then spent down during the year. This is consistent with prior years and the cyclical nature of school operations.

The capital outlay encumbrance/expenditure level, whose budget comprises only 1.76% of the total General Fund budget indicates a 71.43% encumbrance/expenditure level for April. This encumbrance/expenditure rate is mainly attributable to school opening cost (technology updates, hardware, etc.). It should be noted that the vast majority of on-going construction and permanent improvements projects are accounted for in other funds and therefore not reflected in the encumbrances/expenditures above.

Finally, the debt service and other objects category of encumbrance/expenditures, which mainly reflects the payment of principal and interest for the energy conservation and facility improvements debt, treasurer and auditor fees, and the transfer of monies to other District funds (as required by State regulations), is as expected as of April 30, 2021. Debt payments occur in November and May while the transfer of monies to other funds will occur in June.

CASH BALANCES

The cash balance as of April 30, 2021 is $63,936,697. The unencumbered balance as of April 30, 2021 is $61,168,725. See Figure 6 for details.

Figure 6

	FY 2021
Beginning Cash Balance	***$ 41,702,345***
Total Revenues	82,855,144
Total Expenditures	60,620,792
Revenue Over/(Under) Expenditures	22,234,352
Ending Cash Balance	63,936,697
Encumbrances	2,767,972
Unencumbered Balance	***$ 61,168,725***

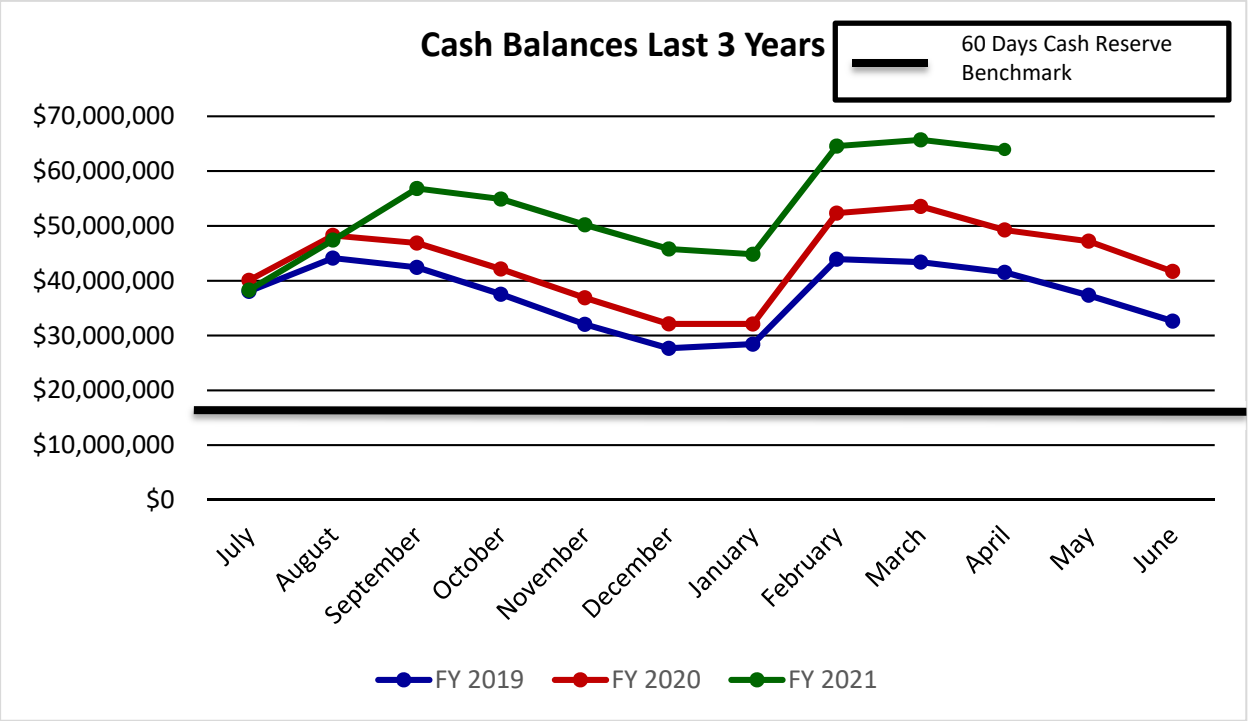

Strongsville City Schools

Monthly Financial Reports for April, 2021

To the Board of Education – APPENDIXES

- Bank Reconciliation – for the month ending April, 2021
- Meeder Investments Portfolio
- Interest earnings for the month
- Monthly comparison – a comparison of the General Fund revenues and expenditures for the month most recently closed and the fiscal year to date; also includes the same month and fiscal year to date for the two previous years
- Bond Issue Expenditure History
- Financial report by fund – shows the monthly and fiscal year to date total revenues and expenditures, of all funds, for the most recent month. Current fund balance reflects the cash in the bank by fund
- Revenue account summary – reflects revenue accounts for all funds, month and year to date
- Appropriation account summary – shows the current budget (FYTD Appropriation), most recent month and fiscal year to date expenditures for all funds

BANK RECONCILIATION
FOR THE MONTH ENDING April 30, 2021

Bank Statements, as of:				
US Bank General Account	$	4,015,378.42		
US Bank CP Investment (Sweep Account)	$	11,013,605.52		
Meeder Investments	$	36,299,755.20		
Star Ohio - General	$	25,090,807.39		
Star Ohio - Construction	$	643,431.74		
ArbiterPay Account	$	8,635.71		
Star Ohio Plus - General	$	-		
Star Ohio Plus - Construction	$	-		
		Total Funds in Bank/Invested	$	77,071,613.98
Petty Cash/Change Funds:				
Building/Department Petty Cash	$	2,850.00		
Cafeteria Change Fund	$	-		
HS Athletics Gate Change Fund	$	5,000.00		
MS Athletics Gate Change Fund	$	-		
		Total Petty Cash/Change Funds	$	7,850.00
Outstanding checks, as of:				
eFINANCEPlus - Acct Payable Checks	$	(114,273.06)		
eFINANCEPlus- Accts Payable (payroll generated)	$	(16,108.41)		
eFINANCEPlus - Payroll Checks	$	(37.15)		
eFINANCEPlus - ACH Payments (+) ACH Returned (-)	$	(184,549.16)		
			$	(314,967.78)
Adjustment/In-Transit, as of:				
NSF Checks Not Yet Reimbursed by Envision	$	3,312.61		
Deposit Banked Not Booked (-) or Booked not Banked (+)	$	(350.00)		
Voided Check# 158443 voided, but cashed on 4.12.2021; ve	$	89.00		
Returned ACH Vendor Check V159179	$	(1,249.00)		
School District Income Tax (SSID) - April	$	(526.90)		
		Total Adjustments	$	1,275.71
		Adjusted Bank Balance at 04/30/2021	$	76,765,771.91
		Book Balance (Current Fund Balance) at 04/30/2021	$	76,765,771.91
		Difference	$	-

PORTFOLIO REVIEW

Strongsville City School District portfolio as of 4/30/2021

Your Portfolio	
Money Market	$35,075
STAR Ohio/Plus	$25,090,807
Securities	$36,264,680
Total Portfolio	$61,390,562

Your Securities	
Weighted Average Maturity	2.18 years
Weighted Average Yield	0.97%
Estimated Annual Interest Income	$352,108

Your Asset Allocation

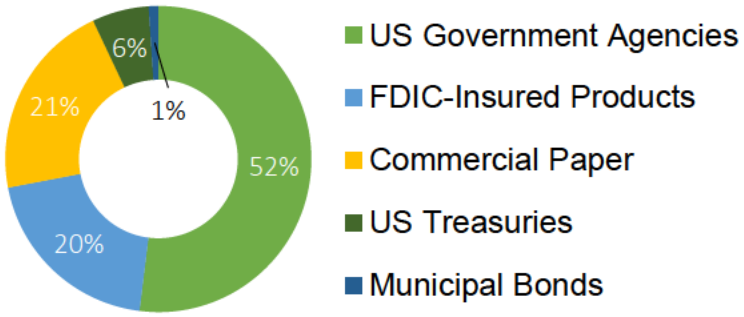

Your Maturity Distribution

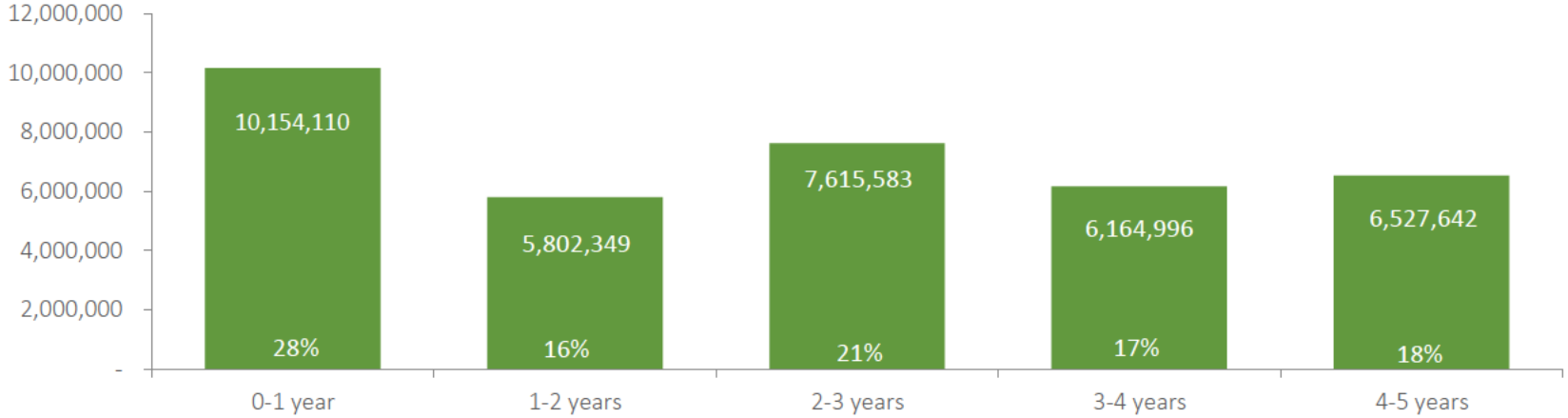

Yield and Interest Income information is annualized. All yield information is shown gross of any advisory and custody fees and is based on yield to maturity at cost. Past performance is not a guarantee of future results.

Account Number: [redacted]

[redacted]

STRONGSVILLE CITY SCHOOLS
INTEREST EARNED & ALLOCATED
FOR THE MONTH OF APRIL 2021

INSTITUTION	ACCOUNT BALANCE	INTEREST EARNED
US BANK PAYROLL (ZBA)	$ -	$ -
US BANK REGULAR CHECKING	$ 4,015,378.42	$ 49.03
US BANK FIELD TURF DONATION ACCOUNT	$ -	$ -
US BANK CP SWEEP	$ 11,013,605.52	$ -
ARBITERPAY ACCOUNT	$ 8,635.71	$ -
STAR PLUS - GENERAL	$ -	$ -
STAR PLUS - CONSTRUCTION	$ -	$ -
STAR OHIO	$ 25,090,807.39	$ 1,610.15
STAR OHIO - CONSTRUCTION	$ 643,431.74	$ 41.42
MEEDER INVESTMENTS	$ 36,299,755.20	$ 14,326.67
ACCOUNT BALANCE / INTEREST	$ 77,071,613.98	$ 16,027.27

==========

	BALANCE BANK A/C or FUND	INTEREST EARNED by FUND
GENERAL FUND (001)	$ 63,920,744.97	$ 15,952.18
CONSTRUCTION (004)	$ 57,099.71	$ 3.68
FIELD TURF DONATION (004-9953)	$ 586,290.61	$ 37.74
AUXILIARY (401)		
Auxiliary - SJJ	$ 134,910.83	$ 33.67
	$ 64,699,046.12	$ 16,027.27

Strongsville City School District

Monthly Comparison of Revenues & Expenditures

April 2019, 2020 & 2021
and Year to Date

	April 2019	April 2020	April 2021	Monthly Change from Previous Year	Fiscal Year to Date 2019	Fiscal Year to Date 2020	Fiscal Year to Date 2021	YTD Change from Previous Fiscal Year
Revenue:								
Real Estate Taxes	0.00	0.00	0.00	0	49,249,393.47	57,258,845.57	61,736,065.71	4,477,220
Public Utility Personal Property Tax	0.00	0.00	0.00	0	0.00	0.00	0.00	0
State Aide - Unrestricted	781,953.66	778,598.62	752,162.11	(26,437)	8,323,324.81	8,138,332.61	7,850,943.19	(287,389)
State Aide - Restricted	6,274.76	6,039.01	6,039.18	0	60,448.30	60,392.65	60,391.53	(1)
Property Tax Allocation	3,067,887.07	0.00	3,155,822.54	3,155,823	6,120,111.65	3,080,457.18	6,331,251.52	3,250,794
All Other Revenues	194,374.72	257,499.77	257,813.53	314	5,878,369.98	6,818,347.87	6,876,492.57	58,145
Total Revenues	4,050,490.21	1,042,137.40	4,171,837.36	3,129,700	69,631,648.21	75,356,375.88	82,855,144.52	7,498,769
Expenditures:								
Salaries	3,523,564.18	3,498,429.66	3,667,701.67	169,272	34,377,181.64	34,875,780.83	36,141,270.68	1,265,490
Benefits	1,395,375.12	1,392,073.91	1,424,015.20	31,941	13,897,293.65	14,153,562.23	14,344,522.79	190,961
Purchased Services	703,533.79	514,012.54	725,218.89	211,206	6,607,308.90	6,487,497.78	6,666,080.26	178,582
Supplies and Materials	192,483.39	31,322.41	99,927.02	68,605	1,374,919.86	1,160,262.40	1,259,517.96	99,256
Capital Outlay	82,287.79	6,446.97	15,796.48	9,350	770,321.47	652,311.19	703,637.20	51,326
Other Objects	9,795.54	7,660.82	15,651.47	7,991	2,254,995.90	1,395,596.44	1,505,763.40	110,167
Total Expenditures	5,907,039.81	5,449,946.31	5,948,310.73	498,364	59,282,021.42	58,725,010.87	60,620,792.29	1,895,781
Excess of Revenue over (under) Expenditures	(1,856,549.60)	(4,407,808.91)	(1,776,473.37)		10,349,626.79	16,631,365.01	22,234,352.23	

Strongsville City Schools
$81,000,000 Bond Issue
Expenditure History
as of April 30, 2021

Project	Original Budget	Revised Budget	Prior Years Expense	Year to Date Expenditure	Life to Date Expenditures	Encumbrances	Unencumbered Balance
OFCC Projects:							
Demolition and Abatement							
Allen Elementary	$382,046.00	$423,795.70	$423,795.70	$0.00	$423,795.70	$0.00	$0.00
Albion Middle School	596,896.00	674,524.58	674,524.58	0.00	674,524.58	0.00	0.00
Drake Elementary	0.00	9,225.79	9,225.79	0.00	9,225.79	0.00	(0.00)
Total Demolition and Abatement	978,942.00	1,107,546.07	1,107,546.07	0.00	1,107,546.07	0.00	(0.00)
MS/HS Furniture/Equipment	656,742.00	0.00	0.00	0.00	0.00	0.00	0.00
High School Renovations	26,047,476.00	27,334,988.47	27,334,988.47	0.00	27,334,988.47	0.00	0.00
Middle School Construction & Demo							
Middle School Construction	46,009,242.00	44,261,874.99	44,261,874.99	0.00	44,261,874.99	0.00	0.00
Center Middle School - Demo	1,073,951.00	816,213.57	816,213.57	0.00	816,213.57	0.00	0.00
Board of Education Building - DEMO	0.00	263,700.00	263,700.00	0.00	263,700.00	0.00	0.00
	47,083,193.00	45,341,788.56	45,341,788.56	0.00	45,341,788.56	0.00	0.00
Total OFCC Projects	***74,766,353.00***	***73,784,323.10***	***73,784,323.10***	***0.00***	***73,784,323.10***	***0.00***	***(0.00)***
Locally Funded Construction:							
Demolition and Abatement							
Board of Education Building - savings	$0.00	$4,490.62	$4,490.62	$0.00	$4,490.62	$0.00	$0.00
OPS Building	0.00	155,544.49	155,544.49	0.00	155,544.49	0.00	0.00
Total Demolition and Abatement	0.00	160,035.11	160,035.11	0.00	160,035.11	0.00	0.00
Elementary School Renovations							
Technology Upgrades & Repairs	3,500,000.00	1,741,823.81	1,741,823.81	0.00	1,741,823.81	0.00	0.00
Preschool Renovations	250,000.00	301,100.83	301,100.83	0.00	301,100.83	0.00	0.00
Transportation Renovations	2,483,647.00	2,323,046.95	2,323,046.95	0.00	2,323,046.95	0.00	0.00
Chapman HVAC Replacement	0.00	442,731.16	442,731.16	0.00	442,731.16	0.00	0.00
Elementary Schools & SMS							
Asphalt Project	0.00	605,984.65	605,984.65	0.00	605,984.65	0.00	0.00
Secure Entry Ways Project							
Additional ($198,516 in fund 003)	0.00	438,910.59	438,910.59	0.00	438,910.59	0.00	0.00
SHS Tennis Court Project	0.00	511,454.29	167,251.98	291,841.53	459,093.51	0.00	52,360.78
High School Turf Project:							
FY 16 Bond Interest	0.00	200,000.00	200,000.00	0.00	200,000.00	0.00	0.00
FY 17 Bond Interest	0.00	0.00	0.00	0.00	0.00	0.00	0.00
High School Initial Funding	0.00	551,517.72	551,517.72	0.00	551,517.72	0.00	0.00
Total High School Turf Project	0.00	751,517.72	751,517.72	0.00	751,517.72	0.00	0.00
Middle School Turf Project							
Middle School Initial Funding	0.00	731,661.53	731,661.53	0.00	731,661.53	0.00	0.00
Total Locally Funded Projects	***6,233,647.00***	***8,008,266.64***	***7,664,064.33***	***291,841.53***	***7,955,905.86***	***0.00***	***52,360.78***
TOTAL	**$81,000,000.00**	**$81,792,589.74**	**$81,448,387.43**	**$291,841.53**	**$81,740,228.96**	**$0.00**	**$52,360.78**

ACCOUNTING PERIOD: 10/21

FUND	SCC	DESCRIPTION	BEGIN BALANCE	MTD RECEIPTS	FYTD RECEIPTS	MTD EXPENDITURES	FYTD EXPENDITURES	CURRENT FUND BALANCE	CURRENT ENCUMBRANCE	UNENCUMBERED FUND BALANCE
001	0000	GENERAL FUND	41,702,344.92	4,171,837.36	82,855,144.52	5,948,310.73	60,620,792.29	63,936,697.15	2,767,972.07	61,168,725.08
TOTAL FOR Fund 001:			41,702,344.92	4,171,837.36	82,855,144.52	5,948,310.73	60,620,792.29	63,936,697.15	2,767,972.07	61,168,725.08
002	0000	BOND RETIREMENT	5,023,316.44	250,994.41	4,630,645.57	0.00	4,027,504.75	5,626,457.26	0.00	5,626,457.26
TOTAL FOR Fund 002:			5,023,316.44	250,994.41	4,630,645.57	0.00	4,027,504.75	5,626,457.26	0.00	5,626,457.26
003	0000	PERMANENT IMPROVEMENT	1,234,419.73	67,613.96	1,215,954.05	5,585.21	625,731.87	1,824,641.91	312,457.28	1,512,184.63
TOTAL FOR Fund 003:			1,234,419.73	67,613.96	1,215,954.05	5,585.21	625,731.87	1,824,641.91	312,457.28	1,512,184.63
004	9914	BUILDING FUND - LFI	348,747.61	3.68	197.31	0.00	291,841.53	57,103.39	0.00	57,103.39
004	9953	BUILDING FUND - TURF	493,704.84	1,537.74	111,613.51	3,910.00	18,990.00	586,328.35	0.00	586,328.35
TOTAL FOR Fund 004:			842,452.45	1,541.42	111,810.82	3,910.00	310,831.53	643,431.74	0.00	643,431.74
006	0000	FOOD SERVICE	182,033.09	254,357.18	1,196,716.05	251,295.14	1,684,623.01	-305,873.87	143,867.96	-449,741.83
TOTAL FOR Fund 006:			182,033.09	254,357.18	1,196,716.05	251,295.14	1,684,623.01	-305,873.87	143,867.96	-449,741.83
009	9110	USS CHAPMAN	0.00	35.68	10,521.09	0.00	8,114.94	2,406.15	0.00	2,406.15
009	9210	USS MURASKI	0.00	445.32	9,511.02	0.00	13,828.17	-4,317.15	0.00	-4,317.15
009	9220	USS KINSNER	0.00	190.28	18,574.44	0.00	16,053.44	2,521.00	0.00	2,521.00
009	9300	USS SURRARRER								

ACCOUNTING PERIOD: 10/21

FUND	SCC	DESCRIPTION BEGIN BALANCE	MTD RECEIPTS	FYTD RECEIPTS	MTD EXPENDITURES	FYTD EXPENDITURES	CURRENT FUND BALANCE	CURRENT ENCUMBRANCE	UNENCUMBERED FUND BALANCE
		0.00	269.13	11,359.80	0.00	9,862.70	1,497.10	431.31	1,065.79
009	9310	USS WHITNEY 0.00	430.21	14,226.30	0.00	10,508.90	3,717.40	0.00	3,717.40
009	9400	USS SELP 29.44	0.00	0.00	0.00	0.00	29.44	0.00	29.44
009	9600	USS SMS 1,018.47	702.50	27,825.45	1,932.91	58,941.62	-30,097.70	1,565.49	-31,663.19
009	9900	USS SHS 1,701.34	4,547.64	48,711.67	4,265.48	73,481.63	-23,068.62	3,697.47	-26,766.09
TOTAL FOR Fund 009:		2,749.25	6,620.76	140,729.77	6,198.39	190,791.40	-47,312.38	5,694.27	-53,006.65
014	9001	ROTARY SUMMER SCHOOL 41,773.36	2,700.00	2,991.00	309.60	13,171.86	31,592.50	0.00	31,592.50
014	9002	ROTARY FACILITY USAGE 162,139.93	163.93	5,534.92	2,036.00	14,953.56	152,721.29	28,836.25	123,885.04
014	9003	ROTARY FAC USAGE - TURF 12,743.73	0.00	625.00	0.00	0.00	13,368.73	0.00	13,368.73
014	9005	ROTARY HR WEBCHECK 10,041.30	143.00	7,605.00	529.50	10,141.25	7,505.05	10,382.25	-2,877.20
014	9006	ROTARY AUDIO VISUAL 855.43	0.00	0.00	0.00	0.00	855.43	0.00	855.43
014	9007	ROTARY MAKERSPACE CAMP 1,064.29	0.00	0.00	0.00	0.00	1,064.29	0.00	1,064.29
014	9010	ROTARY SPECIAL EDUCATION 23.24	0.00	0.00	0.00	0.00	23.24	0.00	23.24
014	9110	ROTARY FIELD TRIP CHAPMAN 1,791.22	0.00	7.00	0.00	0.00	1,798.22	0.00	1,798.22
014	9111	LIBRARY FINES&FEES-CHAPMA 279.70	0.00	16.00	0.00	0.00	295.70	178.21	117.49
014	9150	ROTARY STOCKROOM 5,079.33	0.00	0.00	0.00	446.40	4,632.93	2,853.17	1,779.76
014	9210	ROTARY FIELD TRIP MURASKI 1,055.28	0.00	-20.89	0.00	0.00	1,034.39	0.00	1,034.39
014	9211	LIBRARY FINES&FEES-MURASK							

ACCOUNTING PERIOD: 10/21

FUND	SCC	DESCRIPTION	BEGIN BALANCE	MTD RECEIPTS	FYTD RECEIPTS	MTD EXPENDITURES	FYTD EXPENDITURES	CURRENT FUND BALANCE	CURRENT ENCUMBRANCE	UNENCUMBERED FUND BALANCE
			356.53	56.31	311.26	0.00	0.00	667.79	0.00	667.79
014	9220	ROTARY FIELD TRIP KINSNER	73.60	0.00	0.00	0.00	0.00	73.60	0.00	73.60
014	9221	LIBRARY FINES&FEES-KINSNE	397.16	22.00	-27.88	0.00	270.65	98.63	0.00	98.63
014	9300	ROTARY FIELD TRIP SURRARR	19.68	0.00	0.00	0.00	0.00	19.68	0.00	19.68
014	9301	LIBRARY FINES&FEES-SURRAR	236.44	0.00	17.49	0.00	0.00	253.93	0.00	253.93
014	9310	ROTARY FIELD TRIP WHITNEY	84.98	0.00	0.00	0.00	0.00	84.98	0.00	84.98
014	9311	LIBRARY FINES&FEES-WHITNE	617.43	-22.99	796.33	0.00	0.00	1,413.76	0.00	1,413.76
014	9601	LIBRARY FINES&FEES-SMS	98.78	0.00	139.83	0.00	0.00	238.61	0.00	238.61
014	9900	ROTARY FIELD TRIP SHS	4,295.95	0.00	-23.15	0.00	0.00	4,272.80	0.00	4,272.80
014	9901	LIBRARY FINES&FEES-SHS	108.52	14.00	285.06	0.00	0.00	393.58	0.00	393.58
014	9903	ROTARY AP/ACT/SAT TESTING	56,934.92	16,521.83	86,518.46	0.00	8,762.00	134,691.38	112,060.00	22,631.38
TOTAL FOR Fund 014:			300,070.80	19,598.08	104,775.43	2,875.10	47,745.72	357,100.51	154,309.88	202,790.63
018	9110	PUBL SCHL SUPRT - CHAPMAN	6,745.48	0.00	703.50	0.00	0.00	7,448.98	0.00	7,448.98
018	9210	PUBL SCHL SUPRT - MURASKI	3,477.15	0.00	1,602.11	22.25	483.40	4,595.86	337.95	4,257.91
018	9220	PUBL SCHL SUPRT - KINSNER	6,897.83	15.62	1,086.59	0.00	997.25	6,987.17	0.00	6,987.17
018	9300	PUBL SCHL SUPRT - SURRARR	11,472.66	0.00	1,465.28	0.00	2,129.24	10,808.70	593.90	10,214.80
018	9310	PUBL SCHL SUPRT - WHITNEY	9,054.65	0.00	1,811.90	146.41	745.96	10,120.59	0.00	10,120.59
018	9400	PUBL SCHL SUPRT - SELP								

ACCOUNTING PERIOD: 10/21

FUND	SCC	DESCRIPTION BEGIN BALANCE	MTD RECEIPTS	FYTD RECEIPTS	MTD EXPENDITURES	FYTD EXPENDITURES	CURRENT FUND BALANCE	CURRENT ENCUMBRANCE	UNENCUMBERED FUND BALANCE
		4,900.72	0.00	12.97	0.00	0.00	4,913.69	50.00	4,863.69
018	9600	PUBL SCHL SUPRT - SMS 14,382.60	49.00	3,913.82	77.36	1,104.33	17,192.09	1,149.38	16,042.71
018	9900	PUBL SCHL SUPRT - SHS 121,199.34	1,810.13	16,727.97	4,894.25	25,898.23	112,029.08	9,254.10	102,774.98
TOTAL FOR Fund 018:		178,130.43	1,874.75	27,324.14	5,140.27	31,358.41	174,096.16	11,385.33	162,710.83
019	9601	SEF-GEN. GENIUS (SMS) 0.00	0.00	125.00	0.00	125.00	0.00	0.00	0.00
019	9911	SEF FIELD TRIP GRANTS 78.80	0.00	0.00	0.00	0.00	78.80	0.00	78.80
019	9915	SEF GRANTS 0.00	0.00	418.83	0.00	0.00	418.83	417.62	1.21
019	9917	ROTARY SOCIAL PROG. 2,924.49	0.00	0.00	0.00	1,152.25	1,772.24	67.11	1,705.13
019	9926	USAC E-RATE PROGRAM 155,941.12	0.00	63,031.98	0.00	148,101.69	70,871.41	70,871.41	0.00
019	9949	ODNR GRANTS 0.00	0.00	500.00	0.00	0.00	500.00	0.00	500.00
019	9955	GRAND PIANO 6,366.00	0.00	0.00	0.00	0.00	6,366.00	0.00	6,366.00
019	9956	SUPT INIATIVE GRANTS 293.46	0.00	0.00	0.00	0.00	293.46	0.00	293.46
019	9961	SEF - MAKERSPACE PRINTER 194.99	0.00	0.00	0.00	0.00	194.99	0.00	194.99
019	9965	SEF-DOC. CAMERA (KINS) 0.00	0.00	200.00	0.00	190.00	10.00	0.00	10.00
019	9967	SEF-WORLD. LAN ART (HS) 25.19	0.00	0.00	0.00	0.00	25.19	0.00	25.19
019	9970	SEF-CLIMBING WALL (SELP) 0.00	0.00	4,800.00	4,800.00	4,800.00	0.00	0.00	0.00
019	9971	SEF-FLEXIBLE SEATING(MUR) 425.00	0.00	0.00	0.00	422.59	2.41	0.00	2.41
019	9972	SEF-FLEX SEAT (KIN 2GR)							

ACCOUNTING PERIOD: 10/21

FUND	SCC	DESCRIPTION	BEGIN BALANCE	MTD RECEIPTS	FYTD RECEIPTS	MTD EXPENDITURES	FYTD EXPENDITURES	CURRENT FUND BALANCE	CURRENT ENCUMBRANCE	UNENCUMBERED FUND BALANCE
			250.00	0.00	0.00	0.00	242.50	7.50	0.00	7.50
019	9973	SEF-SCH YARD HABITAT SURR	625.00	0.00	0.00	0.00	0.00	625.00	625.00	0.00
TOTAL FOR Fund 019:			167,124.05	0.00	69,075.81	4,800.00	155,034.03	81,165.83	71,981.14	9,184.69
022	9014	OSHAA TOURNAMENTS	80.00	0.00	7,933.69	0.00	6,433.69	1,580.00	20,000.00	-18,420.00
022	9017	UNCLIAMED FUNDS	3,270.50	0.00	0.00	0.00	0.00	3,270.50	0.00	3,270.50
TOTAL FOR Fund 022:			3,350.50	0.00	7,933.69	0.00	6,433.69	4,850.50	20,000.00	-15,149.50
023	9001	SELF-INSUR 1:1 DEVICE	30,651.70	1,799.84	29,461.08	0.00	11,767.92	48,344.86	24,206.10	24,138.76
TOTAL FOR Fund 023:			30,651.70	1,799.84	29,461.08	0.00	11,767.92	48,344.86	24,206.10	24,138.76
024	0000	SELF-INSUR MEDICAL	4,077,547.20	967,565.58	9,551,356.72	988,821.82	9,793,359.22	3,835,544.70	1,332,202.14	2,503,342.56
TOTAL FOR Fund 024:			4,077,547.20	967,565.58	9,551,356.72	988,821.82	9,793,359.22	3,835,544.70	1,332,202.14	2,503,342.56
035	0000	TERMINATION BENEFITS FUND	500,000.00	0.00	0.00	0.00	572,518.19	-72,518.19	0.00	-72,518.19
TOTAL FOR Fund 035:			500,000.00	0.00	0.00	0.00	572,518.19	-72,518.19	0.00	-72,518.19
200	9141	STUD COUNCIL - CHAPMAN	2,193.10	0.00	0.00	0.00	0.00	2,193.10	0.00	2,193.10
200	9241	STUD COUNCIL - MURASKI	6,585.51	0.00	10.00	0.00	500.00	6,095.51	0.00	6,095.51
200	9242	STUD COUNCIL - KINSNER	3,367.74	0.00	0.00	0.00	594.05	2,773.69	0.00	2,773.69

ACCOUNTING PERIOD: 10/21

FUND	SCC	DESCRIPTION BEGIN BALANCE	MTD RECEIPTS	FYTD RECEIPTS	MTD EXPENDITURES	FYTD EXPENDITURES	CURRENT FUND BALANCE	CURRENT ENCUMBRANCE	UNENCUMBERED FUND BALANCE
200	9341	STUD COUNCIL - WHITNEY 27,642.88	0.00	0.00	46.40	3,608.66	24,034.22	96.00	23,938.22
200	9641	STUDENT COUNCIL - SMS 5,691.66	0.00	0.00	0.00	0.00	5,691.66	0.00	5,691.66
200	9645	GUIDANCE CLUB - SMS 50.42	0.00	13.00	0.00	0.00	63.42	0.00	63.42
200	9670	CD/MD CLASS - SMS 1,752.69	0.00	0.00	0.00	0.00	1,752.69	0.00	1,752.69
200	9901	ART CLUB - SHS 553.41	0.00	0.00	0.00	0.00	553.41	0.00	553.41
200	9902	STEM CLUB - SHS 250.00	0.00	0.00	0.00	0.00	250.00	0.00	250.00
200	9903	PLANETARIUM CLUB - SHS 213.58	0.00	0.00	0.00	0.00	213.58	0.00	213.58
200	9904	DEBATE TEAM - SHS 151.23	0.00	0.00	0.00	0.00	151.23	0.00	151.23
200	9905	C.A.R.E. CLUB - SHS 90.15	0.00	0.00	0.00	0.00	90.15	0.00	90.15
200	9907	MATH CLUB - SHS 17,831.36	0.00	1,775.00	477.30	909.30	18,697.06	1,500.00	17,197.06
200	9909	SCIENCE CLUB - SHS 2,368.23	0.00	-80.00	0.00	0.00	2,288.23	0.00	2,288.23
200	9911	DANCE MARATHON - SHS 525.05	0.00	0.00	0.00	0.00	525.05	0.00	525.05
200	9912	TECHNOLOGY CLUB - SHS 3,609.38	0.00	0.00	0.00	0.00	3,609.38	0.00	3,609.38
200	9913	SOCIEDAD HONORARIA - SHS 1,867.65	0.00	625.00	0.00	0.00	2,492.65	0.00	2,492.65
200	9916	LATIN CLUB - SHS 6.39	0.00	0.00	0.00	0.00	6.39	0.00	6.39
200	9917	FRENCH CLUB - SHS 4,172.89	0.00	1,261.00	492.00	492.00	4,941.89	850.00	4,091.89
200	9918	GERMAN CLUB - SHS 1,113.76	0.00	-35.00	5.00	70.00	1,008.76	0.00	1,008.76
200	9919	SPANISH CLUB - SHS							

ACCOUNTING PERIOD: 10/21

FUND	SCC	DESCRIPTION BEGIN BALANCE	MTD RECEIPTS	FYTD RECEIPTS	MTD EXPENDITURES	FYTD EXPENDITURES	CURRENT FUND BALANCE	CURRENT ENCUMBRANCE	UNENCUMBERED FUND BALANCE
		1,168.38	0.00	0.00	0.00	0.00	1,168.38	0.00	1,168.38
200	9922	H2O CLUB - SHS 2,389.58	0.00	0.00	0.00	0.00	2,389.58	0.00	2,389.58
200	9923	CLASS OF 2023 - SHS 534.49	0.00	0.00	0.00	0.00	534.49	150.00	384.49
200	9927	BUSINESS CLUB - SHS 158.66	0.00	0.00	0.00	0.00	158.66	0.00	158.66
200	9929	ROTARY CLUB - SHS 1,032.00	0.00	0.00	0.00	0.00	1,032.00	0.00	1,032.00
200	9932	RAYS - SHS 779.38	0.00	0.00	0.00	0.00	779.38	0.00	779.38
200	9934	BAND/ORCHESTRA - SHS 20.00	0.00	0.00	0.00	0.00	20.00	0.00	20.00
200	9941	STUDENT COUNCIL - SHS 74,983.02	0.00	0.00	5,109.90	6,526.05	68,456.97	2,545.61	65,911.36
200	9943	CLASS OF 2022 SHS 619.00	16,170.00	21,170.00	2,258.70	2,258.70	19,530.30	1,773.75	17,756.55
200	9945	NAT ART HNR SOCIETY - SHS 2,118.89	0.00	245.00	0.00	120.00	2,243.89	0.00	2,243.89
200	9953	CLASS OF 2021 - SHS 5,168.82	0.00	6,975.14	191.61	5,626.03	6,517.93	3,946.31	2,571.62
200	9960	CLASS OF 2020 - SHS 7,649.24	0.00	0.00	0.00	7,649.24	0.00	0.00	0.00
200	9961	YOUTH OPTIMIST - SHS 404.00	0.00	0.00	0.00	0.00	404.00	0.00	404.00
200	9962	RHO KAPPA NHS - SHS 3,341.39	0.00	1,020.00	0.00	525.00	3,836.39	0.00	3,836.39
200	9963	GERMAN HNR SOCIETY - SHS 0.00	0.00	110.00	0.00	0.00	110.00	0.00	110.00
200	9965	KEY CLUB - SHS 3,865.76	1,221.25	6,645.82	0.00	4,586.00	5,925.58	0.00	5,925.58
200	9976	SHS PRIDE CLUB - SHS 148.86	0.00	0.00	0.00	0.00	148.86	0.00	148.86
200	9978	ANIME CLUB - SHS 183.50	0.00	0.00	0.00	0.00	183.50	0.00	183.50

ACCOUNTING PERIOD: 10/21

FUND	SCC	DESCRIPTION BEGIN BALANCE	MTD RECEIPTS	FYTD RECEIPTS	MTD EXPENDITURES	FYTD EXPENDITURES	CURRENT FUND BALANCE	CURRENT ENCUMBRANCE	UNENCUMBERED FUND BALANCE
200	9985	NHS - SHS 2,556.99	1,175.40	2,868.60	209.35	1,739.26	3,686.33	1,100.00	2,586.33
200	9993	PIN 'EM CLUB - SHS 198.12	0.00	0.00	0.00	0.00	198.12	0.00	198.12
200	9994	HOCKEY SPIRIT CLUB - SHS 204.13	0.00	0.00	0.00	0.00	204.13	0.00	204.13
TOTAL FOR Fund 200:		187,561.29	18,566.65	42,603.56	8,790.26	35,204.29	194,960.56	11,961.67	182,998.89
300	0000	ATHLETIC DEPARTENT 40,406.24	6,353.00	81,250.40	13,310.80	155,057.69	-33,401.05	3,276.32	-36,677.37
300	9610	SKI CLUB - SMS 25.93	0.00	100.00	0.00	0.00	125.93	0.00	125.93
300	9633	ORCHESTRA - SMS 8,255.22	0.00	1,956.50	200.00	6,000.56	4,211.16	1,899.44	2,311.72
300	9634	BAND - SMS 2,129.57	94.00	3,121.00	1,395.13	3,940.56	1,310.01	1,142.39	167.62
300	9635	ART CLUB - SMS 1,284.70	0.00	0.00	0.00	0.00	1,284.70	0.00	1,284.70
300	9637	VOCAL MUSIC - SMS 8,318.66	565.00	1,111.00	1,802.18	2,160.06	7,269.60	557.32	6,712.28
300	9648	TEAM ADVENTURERS - SMS 1,392.25	0.00	0.00	0.00	68.92	1,323.33	276.08	1,047.25
300	9649	TEAM CRUSADERS - SMS 1,745.90	0.00	0.00	0.00	0.00	1,745.90	0.00	1,745.90
300	9650	TEAM DRAGONS - SMS 3,048.22	0.00	0.00	0.00	36.00	3,012.22	200.00	2,812.22
300	9651	TEAM PIRATES - SMS 1,104.21	0.00	88.60	0.00	45.00	1,147.81	0.00	1,147.81
300	9652	TEAM VOYAGERS - SMS 0.00	14.00	14.00	0.00	0.00	14.00	0.00	14.00
300	9659	ATHLETICS M/S - SMS 9,472.98	2,818.00	16,736.05	1,736.69	18,224.62	7,984.41	4,253.87	3,730.54
300	9690	PHYS ED DEPT - SMS 3,391.96	0.00	500.00	0.00	2,498.00	1,393.96	0.00	1,393.96

ACCOUNTING PERIOD: 10/21

FUND	SCC	DESCRIPTION BEGIN BALANCE	MTD RECEIPTS	FYTD RECEIPTS	MTD EXPENDITURES	FYTD EXPENDITURES	CURRENT FUND BALANCE	CURRENT ENCUMBRANCE	UNENCUMBERED FUND BALANCE
300	9901	INSTRUMENTAL MUSIC - SHS 6,296.99	0.00	6,760.00	0.00	4,236.96	8,820.03	2,507.00	6,313.03
300	9902	BAND NATIONAL TRIP - SHS 261.64	0.00	0.00	0.00	0.00	261.64	0.00	261.64
300	9903	CHORAL NATIONAL - SHS 357.18	0.00	0.00	0.00	0.00	357.18	0.00	357.18
300	9904	CHORAL CLOTHING - SHS 490.26	0.00	0.00	0.00	0.00	490.26	0.00	490.26
300	9905	BAND/ORCH- SHS 4,530.65	0.00	1,310.00	0.00	0.00	5,840.65	0.00	5,840.65
300	9906	DRAMA CLUB - SHS 8,853.75	0.00	1,091.49	0.00	655.55	9,289.69	0.00	9,289.69
300	9907	ASAP - SHS 364.07	0.00	0.00	0.00	0.00	364.07	0.00	364.07
300	9908	SEAC - SHS 947.38	0.00	2,234.00	0.00	0.00	3,181.38	0.00	3,181.38
300	9909	THE STAMPEDE - SHS 148.29	0.00	155.24	0.00	0.00	303.53	0.00	303.53
300	9910	SKI CLUB - SHS 238.63	0.00	0.00	0.00	0.00	238.63	0.00	238.63
300	9912	GIRLS LACROSSE - SHS 6,465.20	0.00	0.00	143.50	4,682.50	1,782.70	243.00	1,539.70
300	9913	LEADERSHIP ACADEMY - SHS 6,773.62	0.00	0.00	0.00	0.00	6,773.62	0.00	6,773.62
300	9914	JROTC STUDENT ACT - SHS 1,402.20	0.00	0.00	0.00	0.00	1,402.20	0.00	1,402.20
300	9915	SHS MAKERS - HS 0.00	0.00	175.00	0.00	0.00	175.00	0.00	175.00
300	9916	FOOTBALL CAMP - SHS 899.55	0.00	0.00	0.00	600.00	299.55	22.00	277.55
300	9917	ATHLETIC PROGRAMS -78.41	150.00	13,844.77	1,235.00	11,412.00	2,354.36	1,560.00	794.36
300	9918	STEP TEAM 68.00	0.00	0.00	0.00	0.00	68.00	0.00	68.00
300	9920	BOYS TRACK - SHS 9,653.24	1,745.00	1,745.00	2,249.00	5,479.00	5,919.24	3,708.00	2,211.24

ACCOUNTING PERIOD: 10/21

FUND	SCC	DESCRIPTION	BEGIN BALANCE	MTD RECEIPTS	FYTD RECEIPTS	MTD EXPENDITURES	FYTD EXPENDITURES	CURRENT FUND BALANCE	CURRENT ENCUMBRANCE	UNENCUMBERED FUND BALANCE
300	9921	GIRLS TRACK - SHS	475.62	1,745.00	1,770.74	0.00	0.00	2,246.36	33.00	2,213.36
300	9922	MD VOCATIONAL TRAIN -SHS	7,498.81	591.00	7,696.00	1,553.57	7,996.52	7,198.29	2,500.00	4,698.29
300	9923	ENGINEERING CLUB - HS	767.08	0.00	0.00	0.00	0.00	767.08	0.00	767.08
300	9924	DECA - SHS	36,759.74	0.00	3,537.60	1,352.25	8,103.50	32,193.84	1,507.75	30,686.09
300	9928	OHIO CAREER ASSOC - SHS	2,265.56	0.00	0.00	0.00	0.00	2,265.56	0.00	2,265.56
300	9930	DANCE TEAM - SHS	3,038.36	0.00	0.00	8.00	422.00	2,616.36	233.00	2,383.36
300	9934	GIRLS SOCCER - SHS	166.06	0.00	0.00	0.00	0.00	166.06	22.00	144.06
300	9935	ORCHESTRA TRIP - SHS	8,515.76	50.00	2,571.96	0.00	875.94	10,211.78	0.00	10,211.78
300	9936	BOYS SOCCER - SHS	382.60	0.00	0.00	0.00	300.00	82.60	0.00	82.60
300	9937	VOCAL MUSIC - SHS	303.59	0.00	0.00	0.00	0.00	303.59	0.00	303.59
300	9939	MUSICAL PRODUCTION - SHS	14,909.38	318.12	318.12	75.00	440.34	14,787.16	5,684.66	9,102.50
300	9941	GIRLS BASKETBALL - SHS	245.31	0.00	0.00	22.00	22.00	223.31	0.00	223.31
300	9946	BOYS BASKETBALL - SHS	9,106.00	0.00	485.00	22.00	7,579.46	2,011.54	27.54	1,984.00
300	9950	VOLLEYBALL - SHS	1,377.43	0.00	0.00	0.00	1,364.95	12.48	12.05	0.43
300	9951	PROJECT SUPPORT - SHS	502.95	0.00	0.00	0.00	0.00	502.95	0.00	502.95
300	9955	GIRLS TENNIS - SHS	3,620.96	0.00	0.00	0.00	22.00	3,598.96	58.00	3,540.96
300	9956	BOYS TENNIS - SHS	56.29	0.00	0.00	0.00	0.00	56.29	22.00	34.29
300	9960	SWIM TEAM - SHS								

ACCOUNTING PERIOD: 10/21

FUND	SCC	DESCRIPTION	BEGIN BALANCE	MTD RECEIPTS	FYTD RECEIPTS	MTD EXPENDITURES	FYTD EXPENDITURES	CURRENT FUND BALANCE	CURRENT ENCUMBRANCE	UNENCUMBERED FUND BALANCE
			168.39	0.00	0.00	22.00	22.00	146.39	0.00	146.39
300	9965	ICE HOCKEY - SHS	0.16	0.00	0.00	0.00	0.00	0.16	0.00	0.16
300	9967	LANTERN - SHS	2,042.88	0.00	0.00	650.00	650.00	1,392.88	65.00	1,327.88
300	9968	STROHIGAN - SHS	11,392.62	105.00	2,060.00	0.00	520.24	12,932.38	0.00	12,932.38
300	9970	BASEBALL - SHS	865.05	20,108.42	20,108.42	0.00	0.00	20,973.47	4,033.00	16,940.47
300	9971	SOFTBALL- SHS	156.46	0.00	5,020.00	0.00	4,999.04	177.42	33.00	144.42
300	9972	GIRLS CROSS COUNTRY - SHS	4,760.85	0.00	800.00	0.00	715.31	4,845.54	1.05	4,844.49
300	9975	BOYS CROSS COUNTRY - SHS	3,648.41	0.00	2,010.00	0.00	0.00	5,658.41	22.00	5,636.41
300	9976	BOYS GOLF - HS	2,217.00	0.00	-80.00	0.00	0.00	2,137.00	0.00	2,137.00
300	9980	GYMNASTICS - SHS	135.83	0.00	0.00	2.40	2.40	133.43	0.00	133.43
300	9985	GIRLS GOLF - SHS	861.05	0.00	150.00	0.00	33.00	978.05	0.00	978.05
300	9990	ATHLETIC TRAINER - SHS	3,620.91	0.00	30.00	0.00	405.00	3,245.91	394.45	2,851.46
300	9992	FALL CHEERLEADING - SHS	138.02	0.00	0.00	0.00	0.00	138.02	0.00	138.02
300	9996	WINTER CHEERLEADING - SHS	6,669.20	0.00	610.50	1,700.00	3,047.41	4,232.29	4,506.00	-273.71
TOTAL FOR Fund 300:			254,916.41	34,656.54	179,281.39	27,479.52	252,618.53	181,579.27	38,799.92	142,779.35
401	9020	AUX SERV FY20 ST JOSEPH	80,563.74	0.00	-40,493.30	0.00	40,070.44	0.00	0.00	0.00
401	9021	AUX SERV FY21 ST JOSEPH	0.00	33.67	528,326.52	75,441.31	393,382.02	134,944.50	98,734.95	36,209.55

ACCOUNTING PERIOD: 10/21

FUND	SCC	DESCRIPTION	BEGIN BALANCE	MTD RECEIPTS	FYTD RECEIPTS	MTD EXPENDITURES	FYTD EXPENDITURES	CURRENT FUND BALANCE	CURRENT ENCUMBRANCE	UNENCUMBERED FUND BALANCE
TOTAL FOR Fund 401:			80,563.74	33.67	487,833.22	75,441.31	433,452.46	134,944.50	98,734.95	36,209.55
451	9021	OH K-12 CONNECTIVITY FY21	0.00	0.00	12,600.00	0.00	12,600.00	0.00	0.00	0.00
TOTAL FOR Fund 451:			0.00	0.00	12,600.00	0.00	12,600.00	0.00	0.00	0.00
467	9020	STUDENT WELLNESS & SUCCES	175,554.88	0.00	264,926.73	16,368.22	133,167.93	307,313.68	69,337.93	237,975.75
TOTAL FOR Fund 467:			175,554.88	0.00	264,926.73	16,368.22	133,167.93	307,313.68	69,337.93	237,975.75
499	9020	PARENT MENTOR FY20	0.00	0.00	2,113.74	0.00	2,113.74	0.00	0.00	0.00
499	9021	PARENT MENTOR FY21	0.00	2,083.18	16,665.44	2,083.18	18,748.62	-2,083.18	0.00	-2,083.18
499	9121	SCHOOL BUS PROGRAM FY21	0.00	0.00	0.00	0.00	0.00	0.00	7,197.13	-7,197.13
499	9221	SCHOOL SAFETY GRANT FY21	0.00	27,734.83	27,734.83	0.00	0.00	27,734.83	0.00	27,734.83
TOTAL FOR Fund 499:			0.00	29,818.01	46,514.01	2,083.18	20,862.36	25,651.65	7,197.13	18,454.52
507	9021	CARES ACT / ESSER FY21	0.00	4,009.84	397,019.64	1,236.58	400,087.45	-3,067.81	1,000.00	-4,067.81
TOTAL FOR Fund 507:			0.00	4,009.84	397,019.64	1,236.58	400,087.45	-3,067.81	1,000.00	-4,067.81
510	9021	CORONAVIRUS RELIEF FY21	0.00	0.00	285,380.71	0.00	285,380.71	0.00	0.00	0.00
510	9121	BROADBAND OH CONNECT FY21	0.00	0.00	20,490.78	714.48	21,205.26	-714.48	0.00	-714.48
TOTAL FOR Fund 510:										

ACCOUNTING PERIOD: 10/21

FUND	SCC	DESCRIPTION	BEGIN BALANCE	MTD RECEIPTS	FYTD RECEIPTS	MTD EXPENDITURES	FYTD EXPENDITURES	CURRENT FUND BALANCE	CURRENT ENCUMBRANCE	UNENCUMBERED FUND BALANCE
			0.00	0.00	305,871.49	714.48	306,585.97	-714.48	0.00	-714.48
516	9020	IDEA-B FY20	4,874.25	0.00	133,001.79	0.00	137,876.04	0.00	0.00	0.00
516	9021	IDEA-B FY21	0.00	102,767.40	789,374.31	104,174.66	893,548.97	-104,174.66	11,895.88	-116,070.54
516	9121	PARENT MENTOR SUP. FY21	0.00	0.00	0.00	743.11	743.11	-743.11	1,253.43	-1,996.54
		TOTAL FOR Fund 516:	4,874.25	102,767.40	922,376.10	104,917.77	1,032,168.12	-104,917.77	13,149.31	-118,067.08
551	9020	TITLE III LEP FY20	10,280.78	0.00	1,736.28	0.00	12,017.06	0.00	0.00	0.00
551	9021	TITLE III LEP FY21	0.00	5,322.64	17,837.64	3,512.16	21,349.80	-3,512.16	33,312.88	-36,825.04
		TOTAL FOR Fund 551:	10,280.78	5,322.64	19,573.92	3,512.16	33,366.86	-3,512.16	33,312.88	-36,825.04
572	9020	TITLE I FY20	642.03	0.00	28,905.77	0.00	29,547.80	0.00	0.00	0.00
572	9021	TITLE I FY21	0.00	41,119.00	302,599.45	41,358.34	343,957.79	-41,358.34	19,723.44	-61,081.78
		TOTAL FOR Fund 572:	642.03	41,119.00	331,505.22	41,358.34	373,505.59	-41,358.34	19,723.44	-61,081.78
587	9020	EARLY CHILD SPED FY20	0.00	0.00	5,114.35	0.00	5,114.35	0.00	0.00	0.00
587	9021	EARLY CHILD SPED FY21	0.00	2,374.63	17,585.87	2,338.02	19,923.89	-2,338.02	0.00	-2,338.02
587	9120	6B PREK RESTORATION FY20	649.09	0.00	748.85	0.00	1,397.94	0.00	0.00	0.00
587	9121	6B PREK RESTORATION FY21	0.00	0.00	0.00	0.00	0.00	0.00	38.68	-38.68
		TOTAL FOR Fund 587:								

ACCOUNTING PERIOD: 10/21

FUND	SCC	DESCRIPTION BEGIN BALANCE	MTD RECEIPTS	FYTD RECEIPTS	MTD EXPENDITURES	FYTD EXPENDITURES	CURRENT FUND BALANCE	CURRENT ENCUMBRANCE	UNENCUMBERED FUND BALANCE
		649.09	2,374.63	23,449.07	2,338.02	26,436.18	-2,338.02	38.68	-2,376.70
590	9020	TITLE II-A FY20 5,228.31	0.00	1,336.54	0.00	6,564.85	0.00	0.00	0.00
590	9021	TITLE II-A FY21 0.00	420.00	74,090.58	177.00	74,267.58	-177.00	0.00	-177.00
		TOTAL FOR Fund 590: 5,228.31	420.00	75,427.12	177.00	80,832.43	-177.00	0.00	-177.00
599	9020	TITLE IV-A FY20 726.88	0.00	3,356.27	0.00	4,083.15	0.00	0.00	0.00
599	9021	TITLE IV-A FY21 0.00	600.00	8,154.98	0.00	8,154.98	0.00	16,878.00	-16,878.00
599	9120	STRIVING READERS LIT FY20 55,748.50	0.00	141,285.95	0.00	197,034.45	0.00	0.00	0.00
599	9121	STRIVING READERS LIT FY21 0.00	29,190.18	177,097.29	29,218.35	206,315.64	-29,218.35	0.00	-29,218.35
599	9221	LSTA-CARES ACT MINI FY21 0.00	0.00	3,000.00	6.03	3,000.00	0.00	0.00	0.00
		TOTAL FOR Fund 599: 56,475.38	29,790.18	332,894.49	29,224.38	418,588.22	-29,218.35	16,878.00	-46,096.35
		GRAND TOTALS: 55,020,936.72	6,012,681.90	103,382,803.61	7,530,577.88	81,637,968.42	76,765,771.91	5,154,210.08	71,611,561.83

ACCOUNTING PERIOD: 10/21

FUND SCC DESCRIPTION	BEGIN BALANCE	MTD RECEIPTS	FYTD RECEIPTS	MTD EXPENDITURES	FYTD EXPENDITURES	CURRENT FUND BALANCE	CURRENT ENCUMBRANCE	UNENCUMBERED FUND BALANCE
001	41,702,344.92	4,171,837.36	82,855,144.52	5,948,310.73	60,620,792.29	63,936,697.15	2,767,972.07	61,168,725.08
002	5,023,316.44	250,994.41	4,630,645.57	0.00	4,027,504.75	5,626,457.26	0.00	5,626,457.26
003	1,234,419.73	67,613.96	1,215,954.05	5,585.21	625,731.87	1,824,641.91	312,457.28	1,512,184.63
004	842,452.45	1,541.42	111,810.82	3,910.00	310,831.53	643,431.74	0.00	643,431.74
006	182,033.09	254,357.18	1,196,716.05	251,295.14	1,684,623.01	-305,873.87	143,867.96	-449,741.83
009	2,749.25	6,620.76	140,729.77	6,198.39	190,791.40	-47,312.38	5,694.27	-53,006.65
014	300,070.80	19,598.08	104,775.43	2,875.10	47,745.72	357,100.51	154,309.88	202,790.63
018	178,130.43	1,874.75	27,324.14	5,140.27	31,358.41	174,096.16	11,385.33	162,710.83
019	167,124.05	0.00	69,075.81	4,800.00	155,034.03	81,165.83	71,981.14	9,184.69
022	3,350.50	0.00	7,933.69	0.00	6,433.69	4,850.50	20,000.00	-15,149.50
023	30,651.70	1,799.84	29,461.08	0.00	11,767.92	48,344.86	24,206.10	24,138.76
024	4,077,547.20	967,565.58	9,551,356.72	988,821.82	9,793,359.22	3,835,544.70	1,332,202.14	2,503,342.56
035	500,000.00	0.00	0.00	0.00	572,518.19	-72,518.19	0.00	-72,518.19
200	187,561.29	18,566.65	42,603.56	8,790.26	35,204.29	194,960.56	11,961.67	182,998.89

ACCOUNTING PERIOD: 10/21

FUND SCC DESCRIPTION	BEGIN BALANCE	MTD RECEIPTS	FYTD RECEIPTS	MTD EXPENDITURES	FYTD EXPENDITURES	CURRENT FUND BALANCE	CURRENT ENCUMBRANCE	UNENCUMBERED FUND BALANCE
300	254,916.41	34,656.54	179,281.39	27,479.52	252,618.53	181,579.27	38,799.92	142,779.35
401	80,563.74	33.67	487,833.22	75,441.31	433,452.46	134,944.50	98,734.95	36,209.55
451	0.00	0.00	12,600.00	0.00	12,600.00	0.00	0.00	0.00
467	175,554.88	0.00	264,926.73	16,368.22	133,167.93	307,313.68	69,337.93	237,975.75
499	0.00	29,818.01	46,514.01	2,083.18	20,862.36	25,651.65	7,197.13	18,454.52
507	0.00	4,009.84	397,019.64	1,236.58	400,087.45	-3,067.81	1,000.00	-4,067.81
510	0.00	0.00	305,871.49	714.48	306,585.97	-714.48	0.00	-714.48
516	4,874.25	102,767.40	922,376.10	104,917.77	1,032,168.12	-104,917.77	13,149.31	-118,067.08
551	10,280.78	5,322.64	19,573.92	3,512.16	33,366.86	-3,512.16	33,312.88	-36,825.04
572	642.03	41,119.00	331,505.22	41,358.34	373,505.59	-41,358.34	19,723.44	-61,081.78
587	649.09	2,374.63	23,449.07	2,338.02	26,436.18	-2,338.02	38.68	-2,376.70
590	5,228.31	420.00	75,427.12	177.00	80,832.43	-177.00	0.00	-177.00
599	56,475.38	29,790.18	332,894.49	29,224.38	418,588.22	-29,218.35	16,878.00	-46,096.35

ACCOUNTING PERIOD: 10/21

FUND SCC DESCRIPTION	BEGIN BALANCE	MTD RECEIPTS	FYTD RECEIPTS	MTD EXPENDITURES	FYTD EXPENDITURES	CURRENT FUND BALANCE	CURRENT ENCUMBRANCE	UNENCUMBERED FUND BALANCE
GRAND TOTALS:	55,020,936.72	6,012,681.90	103,382,803.61	7,530,577.88	81,637,968.42	76,765,771.91	5,154,210.08	71,611,561.83

STRONGSVILLE CITY SCHOOL DISTRICT
REVENUE STATUS REPORT

SELECTION CRITERIA: ALL
ACCOUNTING PERIOD: 10/21

SORTED BY: FUND/SCC,ACCOUNT
TOTALED ON: FUND/SCC
PAGE BREAKS ON:

FUND/SCC-0010000 GENERAL FUND

ACCOUNT - - - - - TITLE - - - - -		BUDGET	PERIOD RECEIPTS	RECEIVABLES	YEAR TO DATE RECEIPTS	AVAILABLE BALANCE	YTD/ BUD
R1111	REAL ESTATE TAX	57,240,487.69	.00	.00	57,859,774.01	-619,286.32	101.08
R1122	PUBLIC UTILITY PERS PROP	3,882,499.00	.00	.00	3,876,291.70	6,207.30	99.84
R1211	TUITION PRESCHOOL	90,000.00	8,373.92	.00	60,011.23	29,988.77	66.68
R1219	TUITION FDK & OTHER	335,000.00	21,817.18	.00	266,178.85	68,821.15	79.46
R1221	TUITION - SF14	263,171.49	.00	.00	246,257.69	16,913.80	93.57
R1223	TUITION - S14H SPED	74,314.00	.00	.00	83,777.24	-9,463.24	112.73
R1227	TUITION OPEN ENROLL	-2,954.13	.00	.00	.00	-2,954.13	.00
R1229	EXCESS COSTS - SF6	25,000.00	.00	.00	26,942.90	-1,942.90	107.77
R1410	INTEREST INCOME	400,000.00	15,952.18	.00	358,909.25	41,090.75	89.73
R1635	SPORT PAY TO PARTICIPATE	200,000.00	1,952.44	.00	199,295.83	704.17	99.65
R1740	TECH FEE AND PY STUD FEE	170,000.00	6,316.68	.00	127,631.26	42,368.74	75.08
R1790	TRAINER FEE	13,000.00	134.00	.00	16,796.57	-3,796.57	129.20
R1820	CONTRIBUTION AND DONATIO	26,200.00	7,600.00	.00	33,061.84	-6,861.84	126.19
R1832	SERVICE - OTHER DISTRICT	21,000.00	.00	.00	19,475.40	1,524.60	92.74
R1833	CUSTOMER SERVICES	3,000.00	400.60	.00	2,869.87	130.13	95.66
R1851	VENDING MACHINES	800.00	163.94	.00	478.05	321.95	59.76
R1852	TELEPHONE/CELL TOWER	49,884.00	4,488.71	.00	42,515.05	7,368.95	85.23
R1890	OTHER MISC RECEIPTS	3,000.00	1,091.67	.00	12,632.30	-9,632.30	421.08
R1931	SALE OF FIXED ASSETS	.00	.00	.00	7,580.00	-7,580.00	.00
R1933	SALE OF PERSONAL PROPERT	26,685.63	3,334.30	.00	31,088.43	-4,402.80	116.50
R2400	REVENUE IN LIEU OF TAXES	3,997,528.35	159,936.31	.00	3,999,401.29	-1,872.94	100.05
R3110	BASIC STATE AID - FOUNDA	8,448,410.84	752,162.11	.00	7,623,629.50	824,781.34	90.24
R3131	STATE ROLLBACKS	5,246,171.00	2,597,166.26	.00	5,196,130.73	50,040.27	99.05
R3132	STATE HOMESTEAD	1,105,685.00	558,656.28	.00	1,135,120.79	-29,435.79	102.66
R3190	OTHER UNRESTRICTED GRANT	206,064.00	.00	.00	227,313.69	-21,249.69	110.31
R3211	ECON. DISAD. FUNDING	47,990.88	3,999.24	.00	39,992.16	7,998.72	83.33
R3219	OTHER RESTRICTED GRANTS	24,479.23	2,039.94	.00	20,399.37	4,079.86	83.33
R3300	CATASTROPHIC COST	300,000.00	.00	.00	.00	300,000.00	.00
R4120	MEDICAID	150,000.00	25,892.50	.00	80,928.88	69,071.12	53.95
R4210	RESTRICTED GRANTS-IN-AID	6,586.50	.00	.00	6,586.50	.00	100.00
R5220	RETURN ADVANCE	86,601.48	.00	.00	86,601.48	.00	100.00
R5300	REFUND OF PRIOR YR EXP	1,167,067.10	359.10	.00	1,167,472.66	-405.56	100.03
TOTAL GENERAL FUND		83,607,672.06	4,171,837.36	.00	82,855,144.52	752,527.54	99.10
FUND/SCC-0020000 BOND RETIREMENT							
R1111	REAL ESTATE TAX	4,002,571.50	.00	.00	3,974,241.59	28,329.91	99.29
R1122	PUBLIC UTILITY PERS PROP	134,719.50	.00	.00	134,193.16	526.34	99.61
R1921	BOND PROCEEDS	851.87	.00	.00	851.87	.00	100.00
R3131	STATE ROLLBACKS	437,165.80	212,074.09	.00	439,404.22	-2,238.42	100.51
R3132	STATE HOMESTEAD	84,008.28	38,920.32	.00	81,954.73	2,053.55	97.56
TOTAL BOND RETIREMENT		4,659,316.95	250,994.41	.00	4,630,645.57	28,671.38	99.38
FUND/SCC-0030000 PERMANENT IMPROVEMENT							
R1122	PUBLIC UTILITY PERS PROP	44,906.50	-68,240.31	.00	46,322.18	-1,415.68	103.15
R1190	OTHER LOCAL TAXES	1,031,090.48	68,240.31	.00	1,032,027.10	-936.62	100.09

SELECTION CRITERIA: ALL
ACCOUNTING PERIOD: 10/21

SORTED BY: FUND/SCC,ACCOUNT
TOTALED ON: FUND/SCC
PAGE BREAKS ON:

FUND/SCC-0030000 PERMANENT IMPROVEMENT

ACCOUNT - - - - - TITLE - - - - -	BUDGET	PERIOD RECEIPTS	RECEIVABLES	YEAR TO DATE RECEIPTS	AVAILABLE BALANCE	YTD/ BUD
R3131 STATE ROLLBACKS	114,068.31	57,129.79	.00	114,299.16	-230.85	100.20
R3132 STATE HOMESTEAD	21,930.25	10,484.17	.00	21,305.61	624.64	97.15
R5300 REFUND OF PRIOR YR EXP	.00	.00	.00	2,000.00	-2,000.00	.00
TOTAL PERMANENT IMPROVEMENT	1,211,995.54	67,613.96	.00	1,215,954.05	-3,958.51	100.33
FUND/SCC-0049914 BUILDING FUND - LFI						
R1410 INTEREST INCOME	.00	3.68	.00	197.31	-197.31	.00
TOTAL BUILDING FUND - LFI	.00	3.68	.00	197.31	-197.31	.00
FUND/SCC-0049953 BUILDING FUND - TURF						
R1410 INTEREST INCOME	2,500.00	37.74	.00	832.51	1,667.49	33.30
R1820 CONTRIBUTION AND DONATIO	130,372.06	1,500.00	.00	110,781.00	19,591.06	84.97
R5100 TRANSFERS-IN	56,697.00	.00	.00	.00	56,697.00	.00
TOTAL BUILDING FUND - TURF	189,569.06	1,537.74	.00	111,613.51	77,955.55	58.88
FUND/SCC-0060000 FOOD SERVICE						
R1511 STUDENT BREAKFASTS	75,000.00	1,344.50	.00	9,051.30	65,948.70	12.07
R1512 STUDENT LUNCHES	625,000.00	.00	.00	493.00	624,507.00	.08
R1513 STUDENT ALA CARTE	400,262.00	10,017.50	.00	63,993.14	336,268.86	15.99
R1514 STUDENT MILK	13,000.00	14.40	.00	249.85	12,750.15	1.92
R1523 ADULT ALA CARTE	29,370.00	1,965.30	.00	17,461.40	11,908.60	59.45
R1590 FOOD OTHER RECEIPTS	2,000.00	-837.28	.00	-4,622.48	6,622.48	-231.12
R1851 VENDING MACHINES	4,500.00	163.93	.00	391.85	4,108.15	8.71
R1890 OTHER MISC RECEIPTS	21,000.00	.00	.00	44.25	20,955.75	.21
R3200 RESTRICTED GRANTS-IN-AID	10,000.00	.00	.00	.00	10,000.00	.00
R4220 RESTRICTED GRANTS-IN-AID	564,525.00	241,548.83	.00	1,109,479.15	-544,954.15	196.53
R5100 TRANSFERS-IN	248,469.40	.00	.00	.00	248,469.40	.00
R5300 REFUND OF PRIOR YR EXP	.00	140.00	.00	174.59	-174.59	.00
TOTAL FOOD SERVICE	1,993,126.40	254,357.18	.00	1,196,716.05	796,410.35	60.04
FUND/SCC-0099110 USS CHAPMAN						
R1710 SALE OF SUPPLIES	2,000.00	.00	.00	235.99	1,764.01	11.80
R1720 SALE OF WORKBOOKS	15,000.00	35.68	.00	10,285.10	4,714.90	68.57
TOTAL USS CHAPMAN	17,000.00	35.68	.00	10,521.09	6,478.91	61.89
FUND/SCC-0099210 USS MURASKI						
R1710 SALE OF SUPPLIES	3,000.00	.00	.00	87.08	2,912.92	2.90
R1720 SALE OF WORKBOOKS	20,000.00	445.32	.00	9,423.94	10,576.06	47.12
TOTAL USS MURASKI	23,000.00	445.32	.00	9,511.02	13,488.98	41.35
FUND/SCC-0099220 USS KINSNER						
R1710 SALE OF SUPPLIES	4,000.00	.00	.00	114.00	3,886.00	2.85
R1720 SALE OF WORKBOOKS	25,000.00	190.28	.00	18,460.44	6,539.56	73.84
TOTAL USS KINSNER	29,000.00	190.28	.00	18,574.44	10,425.56	64.05

SELECTION CRITERIA: ALL
ACCOUNTING PERIOD: 10/21

SORTED BY: FUND/SCC,ACCOUNT
TOTALED ON: FUND/SCC
PAGE BREAKS ON:

FUND/SCC-0099300 USS SURRARRER

ACCOUNT - - - - - TITLE - - - - -	BUDGET	PERIOD RECEIPTS	RECEIVABLES	YEAR TO DATE RECEIPTS	AVAILABLE BALANCE	YTD/ BUD
FUND/SCC-0099300 USS SURRARRER						
R1710 SALE OF SUPPLIES	1,500.00	28.98	.00	1,302.01	197.99	86.80
R1720 SALE OF WORKBOOKS	18,000.00	240.15	.00	10,057.79	7,942.21	55.88
TOTAL USS SURRARRER	19,500.00	269.13	.00	11,359.80	8,140.20	58.26
FUND/SCC-0099310 USS WHITNEY						
R1710 SALE OF SUPPLIES	3,000.00	19.00	.00	840.08	2,159.92	28.00
R1720 SALE OF WORKBOOKS	20,000.00	411.21	.00	13,386.22	6,613.78	66.93
TOTAL USS WHITNEY	23,000.00	430.21	.00	14,226.30	8,773.70	61.85
FUND/SCC-0099600 USS SMS						
R1710 SALE OF SUPPLIES	3,000.00	.00	.00	73.30	2,926.70	2.44
R1720 SALE OF WORKBOOKS	110,000.00	702.50	.00	27,752.15	82,247.85	25.23
TOTAL USS SMS	113,000.00	702.50	.00	27,825.45	85,174.55	24.62
FUND/SCC-0099900 USS SHS						
R1710 SALE OF SUPPLIES	175,000.00	4,547.64	.00	48,711.67	126,288.33	27.84
TOTAL USS SHS	175,000.00	4,547.64	.00	48,711.67	126,288.33	27.84
FUND/SCC-0149001 ROTARY SUMMER SCHOOL						
R1222 TUITION SUMMER SCHOOL	15,000.00	2,700.00	.00	2,991.00	12,009.00	19.94
TOTAL ROTARY SUMMER SCHOOL	15,000.00	2,700.00	.00	2,991.00	12,009.00	19.94
FUND/SCC-0149002 ROTARY FACILITY USAGE						
R1839 OTHER ENTITIES	50,000.00	.00	.00	5,056.89	44,943.11	10.11
R1851 VENDING MACHINES	1,000.00	163.93	.00	478.03	521.97	47.80
TOTAL ROTARY FACILITY USAGE	51,000.00	163.93	.00	5,534.92	45,465.08	10.85
FUND/SCC-0149003 ROTARY FAC USAGE - TURF						
R1839 OTHER ENTITIES	5,000.00	.00	.00	625.00	4,375.00	12.50
TOTAL ROTARY FAC USAGE - TURF	5,000.00	.00	.00	625.00	4,375.00	12.50
FUND/SCC-0149005 ROTARY HR WEBCHECK						
R1833 CUSTOMER SERVICES	20,000.00	143.00	.00	7,605.00	12,395.00	38.03
TOTAL ROTARY HR WEBCHECK	20,000.00	143.00	.00	7,605.00	12,395.00	38.03
FUND/SCC-0149006 ROTARY AUDIO VISUAL						
R1839 OTHER ENTITIES	100.00	.00	.00	.00	100.00	.00
TOTAL ROTARY AUDIO VISUAL	100.00	.00	.00	.00	100.00	.00
FUND/SCC-0149007 ROTARY MAKERSPACE CAMP						
R1222 TUITION SUMMER SCHOOL	2,000.00	.00	.00	.00	2,000.00	.00
TOTAL ROTARY MAKERSPACE CAMP	2,000.00	.00	.00	.00	2,000.00	.00

FUND/SCC-0149110 ROTARY FIELD TRIP CHAPMAN

SELECTION CRITERIA: ALL
ACCOUNTING PERIOD: 10/21

SORTED BY: FUND/SCC,ACCOUNT
TOTALED ON: FUND/SCC
PAGE BREAKS ON:

FUND/SCC-0149110 ROTARY FIELD TRIP CHAPMAN

ACCOUNT - - - - - TITLE - - - - -	BUDGET	PERIOD RECEIPTS	RECEIVABLES	YEAR TO DATE RECEIPTS	AVAILABLE BALANCE	YTD/ BUD
R1610 ADMISSIONS	3,500.00	.00	.00	7.00	3,493.00	.20
TOTAL ROTARY FIELD TRIP CHAPM	3,500.00	.00	.00	7.00	3,493.00	.20
FUND/SCC-0149111 LIBRARY FINES&FEES-CHAPMA						
R1860 FINES	200.00	.00	.00	16.00	184.00	8.00
TOTAL LIBRARY FINES&FEES-CHAP	200.00	.00	.00	16.00	184.00	8.00
FUND/SCC-0149150 ROTARY STOCKROOM						
R1620 SALES	10,000.00	.00	.00	.00	10,000.00	.00
TOTAL ROTARY STOCKROOM	10,000.00	.00	.00	.00	10,000.00	.00
FUND/SCC-0149210 ROTARY FIELD TRIP MURASKI						
R1610 ADMISSIONS	5,000.00	.00	.00	-20.89	5,020.89	- .42
TOTAL ROTARY FIELD TRIP MURAS	5,000.00	.00	.00	-20.89	5,020.89	- .42
FUND/SCC-0149211 LIBRARY FINES&FEES-MURASK						
R1860 FINES	500.00	56.31	.00	311.26	188.74	62.25
TOTAL LIBRARY FINES&FEES-MURA	500.00	56.31	.00	311.26	188.74	62.25
FUND/SCC-0149220 ROTARY FIELD TRIP KINSNER						
R1610 ADMISSIONS	6,000.00	.00	.00	.00	6,000.00	.00
TOTAL ROTARY FIELD TRIP KINSN	6,000.00	.00	.00	.00	6,000.00	.00
FUND/SCC-0149221 LIBRARY FINES&FEES-KINSNE						
R1860 FINES	250.00	22.00	.00	-27.88	277.88	-11.15
TOTAL LIBRARY FINES&FEES-KINS	250.00	22.00	.00	-27.88	277.88	-11.15
FUND/SCC-0149300 ROTARY FIELD TRIP SURRARR						
R1610 ADMISSIONS	3,200.00	.00	.00	.00	3,200.00	.00
TOTAL ROTARY FIELD TRIP SURRA	3,200.00	.00	.00	.00	3,200.00	.00
FUND/SCC-0149301 LIBRARY FINES&FEES-SURRAR						
R1860 FINES	400.00	.00	.00	17.49	382.51	4.37
TOTAL LIBRARY FINES&FEES-SURR	400.00	.00	.00	17.49	382.51	4.37
FUND/SCC-0149310 ROTARY FIELD TRIP WHITNEY						
R1610 ADMISSIONS	4,500.00	.00	.00	.00	4,500.00	.00
TOTAL ROTARY FIELD TRIP WHITN	4,500.00	.00	.00	.00	4,500.00	.00
FUND/SCC-0149311 LIBRARY FINES&FEES-WHITNE						
R1860 FINES	350.00	-22.99	.00	796.33	-446.33	227.52
TOTAL LIBRARY FINES&FEES-WHIT	350.00	-22.99	.00	796.33	-446.33	227.52
FUND/SCC-0149600 ROTARY FIELD TRIP SMS						
R1610 ADMISSIONS	7,500.00	.00	.00	.00	7,500.00	.00

SELECTION CRITERIA: ALL
ACCOUNTING PERIOD: 10/21

SORTED BY: FUND/SCC,ACCOUNT
TOTALED ON: FUND/SCC
PAGE BREAKS ON:

FUND/SCC-0149600 ROTARY FIELD TRIP SMS

ACCOUNT - - - - - TITLE - - - - -	BUDGET	PERIOD RECEIPTS	RECEIVABLES	YEAR TO DATE RECEIPTS	AVAILABLE BALANCE	YTD/ BUD
TOTAL ROTARY FIELD TRIP SMS	7,500.00	.00	.00	.00	7,500.00	.00
FUND/SCC-0149601 LIBRARY FINES&FEES-SMS						
R1860 FINES	250.00	.00	.00	139.83	110.17	55.93
TOTAL LIBRARY FINES&FEES-SMS	250.00	.00	.00	139.83	110.17	55.93
FUND/SCC-0149900 ROTARY FIELD TRIP SHS						
R1610 ADMISSIONS	12,500.00	.00	.00	-23.15	12,523.15	- .19
TOTAL ROTARY FIELD TRIP SHS	12,500.00	.00	.00	-23.15	12,523.15	- .19
FUND/SCC-0149901 LIBRARY FINES&FEES-SHS						
R1860 FINES	175.00	14.00	.00	285.06	-110.06	162.89
TOTAL LIBRARY FINES&FEES-SHS	175.00	14.00	.00	285.06	-110.06	162.89
FUND/SCC-0149903 ROTARY AP/ACT/SAT TESTING						
R1631 ACADEMIC PAY TO PARTICIP	138,000.00	16,521.83	.00	86,518.46	51,481.54	62.69
TOTAL ROTARY AP/ACT/SAT TESTI	138,000.00	16,521.83	.00	86,518.46	51,481.54	62.69
FUND/SCC-0189110 PUBL SCHL SUPRT - CHAPMAN						
R1690 OTHER EXT ACTIVITY RCPTS	1,000.00	.00	.00	.00	1,000.00	.00
R1820 CONTRIBUTION AND DONATIO	1,000.00	.00	.00	703.50	296.50	70.35
R1839 OTHER ENTITIES	4,000.00	.00	.00	.00	4,000.00	.00
TOTAL PUBL SCHL SUPRT - CHAPM	6,000.00	.00	.00	703.50	5,296.50	11.73
FUND/SCC-0189210 PUBL SCHL SUPRT - MURASKI						
R1620 SALES	2,500.00	.00	.00	.00	2,500.00	.00
R1820 CONTRIBUTION AND DONATIO	3,500.00	.00	.00	1,602.11	1,897.89	45.77
TOTAL PUBL SCHL SUPRT - MURAS	6,000.00	.00	.00	1,602.11	4,397.89	26.70
FUND/SCC-0189220 PUBL SCHL SUPRT - KINSNER						
R1620 SALES	5,000.00	.00	.00	.00	5,000.00	.00
R1820 CONTRIBUTION AND DONATIO	5,000.00	.62	.00	1,071.59	3,928.41	21.43
R1839 OTHER ENTITIES	1,000.00	15.00	.00	15.00	985.00	1.50
TOTAL PUBL SCHL SUPRT - KINSN	11,000.00	15.62	.00	1,086.59	9,913.41	9.88
FUND/SCC-0189300 PUBL SCHL SUPRT - SURRARR						
R1620 SALES	500.00	.00	.00	.00	500.00	.00
R1690 OTHER EXT ACTIVITY RCPTS	1,000.00	.00	.00	.00	1,000.00	.00
R1820 CONTRIBUTION AND DONATIO	1,500.00	.00	.00	1,465.28	34.72	97.69
R1839 OTHER ENTITIES	1,000.00	.00	.00	.00	1,000.00	.00
TOTAL PUBL SCHL SUPRT - SURRA	4,000.00	.00	.00	1,465.28	2,534.72	36.63
FUND/SCC-0189310 PUBL SCHL SUPRT - WHITNEY						
R1690 OTHER EXT ACTIVITY RCPTS	500.00	.00	.00	.00	500.00	.00
R1820 CONTRIBUTION AND DONATIO	2,500.00	.00	.00	1,711.90	788.10	68.48

SELECTION CRITERIA: ALL
ACCOUNTING PERIOD: 10/21

SORTED BY: FUND/SCC,ACCOUNT
TOTALED ON: FUND/SCC
PAGE BREAKS ON:

FUND/SCC-0189310 PUBL SCHL SUPRT - WHITNEY

ACCOUNT - - - - - TITLE - - - - -	BUDGET	PERIOD RECEIPTS	RECEIVABLES	YEAR TO DATE RECEIPTS	AVAILABLE BALANCE	YTD/ BUD
R1839 OTHER ENTITIES	.00	.00	.00	100.00	-100.00	.00
TOTAL PUBL SCHL SUPRT - WHITN	3,000.00	.00	.00	1,811.90	1,188.10	60.40
FUND/SCC-0189400 PUBL SCHL SUPRT - SELP						
R1620 SALES	500.00	.00	.00	.00	500.00	.00
R1820 CONTRIBUTION AND DONATIO	1,500.00	.00	.00	12.97	1,487.03	.86
TOTAL PUBL SCHL SUPRT - SELP	2,000.00	.00	.00	12.97	1,987.03	.65
FUND/SCC-0189600 PUBL SCHL SUPRT - SMS						
R1690 OTHER EXT ACTIVITY RCPTS	4,000.00	.00	.00	.00	4,000.00	.00
R1820 CONTRIBUTION AND DONATIO	3,500.00	49.00	.00	3,904.82	-404.82	111.57
R1890 OTHER MISC RECEIPTS	.00	.00	.00	9.00	-9.00	.00
TOTAL PUBL SCHL SUPRT - SMS	7,500.00	49.00	.00	3,913.82	3,586.18	52.18
FUND/SCC-0189900 PUBL SCHL SUPRT - SHS						
R1630 DUES AND FEES	37,500.00	20.00	.00	7,314.03	30,185.97	19.50
R1820 CONTRIBUTION AND DONATIO	10,000.00	.00	.00	4,028.82	5,971.18	40.29
R1860 FINES	6,000.00	1,790.13	.00	5,382.03	617.97	89.70
R1890 OTHER MISC RECEIPTS	.00	.00	.00	3.09	-3.09	.00
TOTAL PUBL SCHL SUPRT - SHS	53,500.00	1,810.13	.00	16,727.97	36,772.03	31.27
FUND/SCC-0199601 SEF-GEN. GENIUS (SMS)						
R1820 CONTRIBUTION AND DONATIO	125.00	.00	.00	125.00	.00	100.00
TOTAL SEF-GEN. GENIUS (SMS)	125.00	.00	.00	125.00	.00	100.00
FUND/SCC-0199915 SEF GRANTS						
R1820 CONTRIBUTION AND DONATIO	418.83	.00	.00	418.83	.00	100.00
TOTAL SEF GRANTS	418.83	.00	.00	418.83	.00	100.00
FUND/SCC-0199922 COCA-COLA SCHOLARSHIP						
R1820 CONTRIBUTION AND DONATIO	1,500.00	.00	.00	.00	1,500.00	.00
TOTAL COCA-COLA SCHOLARSHIP	1,500.00	.00	.00	.00	1,500.00	.00
FUND/SCC-0199926 USAC E-RATE PROGRAM						
R1890 OTHER MISC RECEIPTS	63,031.98	.00	.00	63,031.98	.00	100.00
TOTAL USAC E-RATE PROGRAM	63,031.98	.00	.00	63,031.98	.00	100.00
FUND/SCC-0199949 ODNR GRANTS						
R1820 CONTRIBUTION AND DONATIO	500.00	.00	.00	500.00	.00	100.00
TOTAL ODNR GRANTS	500.00	.00	.00	500.00	.00	100.00
FUND/SCC-0199956 SUPT INIATIVE GRANTS						
R1820 CONTRIBUTION AND DONATIO	5,000.00	.00	.00	.00	5,000.00	.00
TOTAL SUPT INIATIVE GRANTS	5,000.00	.00	.00	.00	5,000.00	.00

SELECTION CRITERIA: ALL
ACCOUNTING PERIOD: 10/21

SORTED BY: FUND/SCC,ACCOUNT
TOTALED ON: FUND/SCC
PAGE BREAKS ON:

FUND/SCC-0199965 SEF-DOC. CAMERA (KINS)

ACCOUNT - - - - - TITLE - - - - -	BUDGET	PERIOD RECEIPTS	RECEIVABLES	YEAR TO DATE RECEIPTS	AVAILABLE BALANCE	YTD/ BUD
FUND/SCC-0199965 SEF-DOC. CAMERA (KINS)						
R1820 CONTRIBUTION AND DONATIO	200.00	.00	.00	200.00	.00	100.00
TOTAL SEF-DOC. CAMERA (KINS)	200.00	.00	.00	200.00	.00	100.00
FUND/SCC-0199970 SEF-CLIMBING WALL (SELP)						
R1820 CONTRIBUTION AND DONATIO	4,800.00	.00	.00	4,800.00	.00	100.00
TOTAL SEF-CLIMBING WALL (SELP	4,800.00	.00	.00	4,800.00	.00	100.00
FUND/SCC-0229014 OSHAA TOURNAMENTS						
R1615 ADMISSIONS - ATHLETICS	150,000.00	.00	.00	7,933.69	142,066.31	5.29
TOTAL OSHAA TOURNAMENTS	150,000.00	.00	.00	7,933.69	142,066.31	5.29
FUND/SCC-0229017 UNCLIAMED FUNDS						
R1890 OTHER MISC RECEIPTS	1,000.00	.00	.00	.00	1,000.00	.00
TOTAL UNCLIAMED FUNDS	1,000.00	.00	.00	.00	1,000.00	.00
FUND/SCC-0239001 SELF-INSUR 1:1 DEVICE						
R1740 TECH FEE AND PY STUD FEE	20,000.00	1,799.84	.00	29,461.08	-9,461.08	147.31
TOTAL SELF-INSUR 1:1 DEVICE	20,000.00	1,799.84	.00	29,461.08	-9,461.08	147.31
FUND/SCC-0240000 SELF-INSUR MEDICAL						
R1872 SELF INSURANCE - CHARGES	11,380,169.00	967,565.58	.00	9,551,356.72	1,828,812.28	83.93
TOTAL SELF-INSUR MEDICAL	11,380,169.00	967,565.58	.00	9,551,356.72	1,828,812.28	83.93
FUND/SCC-0350000 TERMINATION BENEFITS FUND						
R5100 TRANSFERS-IN	625,000.00	.00	.00	.00	625,000.00	.00
TOTAL TERMINATION BENEFITS FU	625,000.00	.00	.00	.00	625,000.00	.00
FUND/SCC-2009141 STUD COUNCIL - CHAPMAN						
R1620 SALES	1,500.00	.00	.00	.00	1,500.00	.00
R1690 OTHER EXT ACTIVITY RCPTS	1,000.00	.00	.00	.00	1,000.00	.00
TOTAL STUD COUNCIL - CHAPMAN	2,500.00	.00	.00	.00	2,500.00	.00
FUND/SCC-2009241 STUD COUNCIL - MURASKI						
R1620 SALES	500.00	.00	.00	10.00	490.00	2.00
R1630 DUES AND FEES	500.00	.00	.00	.00	500.00	.00
R1820 CONTRIBUTION AND DONATIO	500.00	.00	.00	.00	500.00	.00
TOTAL STUD COUNCIL - MURASKI	1,500.00	.00	.00	10.00	1,490.00	.67
FUND/SCC-2009242 STUD COUNCIL - KINSNER						
R1630 DUES AND FEES	1,500.00	.00	.00	.00	1,500.00	.00
R1820 CONTRIBUTION AND DONATIO	500.00	.00	.00	.00	500.00	.00
R1890 OTHER MISC RECEIPTS	1,000.00	.00	.00	.00	1,000.00	.00
TOTAL STUD COUNCIL - KINSNER	3,000.00	.00	.00	.00	3,000.00	.00

SELECTION CRITERIA: ALL
ACCOUNTING PERIOD: 10/21

SORTED BY: FUND/SCC,ACCOUNT
TOTALED ON: FUND/SCC
PAGE BREAKS ON:

FUND/SCC-2009341 STUD COUNCIL - WHITNEY

ACCOUNT - - - - - TITLE - - - - -	BUDGET	PERIOD RECEIPTS	RECEIVABLES	YEAR TO DATE RECEIPTS	AVAILABLE BALANCE	YTD/ BUD
FUND/SCC-2009341 STUD COUNCIL - WHITNEY						
R1620 SALES	18,500.00	.00	.00	.00	18,500.00	.00
R1820 CONTRIBUTION AND DONATIO	100.00	.00	.00	.00	100.00	.00
TOTAL STUD COUNCIL - WHITNEY	18,600.00	.00	.00	.00	18,600.00	.00
FUND/SCC-2009342 STUD COUNCIL - SURRARRER						
R1620 SALES	500.00	.00	.00	.00	500.00	.00
TOTAL STUD COUNCIL - SURRARRE	500.00	.00	.00	.00	500.00	.00
FUND/SCC-2009641 STUDENT COUNCIL - SMS						
R1610 ADMISSIONS	8,000.00	.00	.00	.00	8,000.00	.00
R1690 OTHER EXT ACTIVITY RCPTS	250.00	.00	.00	.00	250.00	.00
R1820 CONTRIBUTION AND DONATIO	3,000.00	.00	.00	.00	3,000.00	.00
TOTAL STUDENT COUNCIL - SMS	11,250.00	.00	.00	.00	11,250.00	.00
FUND/SCC-2009645 GUIDANCE CLUB - SMS						
R1620 SALES	800.00	.00	.00	.00	800.00	.00
R1630 DUES AND FEES	.00	.00	.00	13.00	-13.00	.00
TOTAL GUIDANCE CLUB - SMS	800.00	.00	.00	13.00	787.00	1.63
FUND/SCC-2009670 CD/MD CLASS - SMS						
R1630 DUES AND FEES	500.00	.00	.00	.00	500.00	.00
TOTAL CD/MD CLASS - SMS	500.00	.00	.00	.00	500.00	.00
FUND/SCC-2009901 ART CLUB - SHS						
R1620 SALES	1,500.00	.00	.00	.00	1,500.00	.00
R1630 DUES AND FEES	1,000.00	.00	.00	.00	1,000.00	.00
R1820 CONTRIBUTION AND DONATIO	500.00	.00	.00	.00	500.00	.00
TOTAL ART CLUB - SHS	3,000.00	.00	.00	.00	3,000.00	.00
FUND/SCC-2009902 STEM CLUB - SHS						
R1620 SALES	50.00	.00	.00	.00	50.00	.00
R1630 DUES AND FEES	50.00	.00	.00	.00	50.00	.00
R1820 CONTRIBUTION AND DONATIO	100.00	.00	.00	.00	100.00	.00
TOTAL STEM CLUB - SHS	200.00	.00	.00	.00	200.00	.00
FUND/SCC-2009904 DEBATE TEAM - SHS						
R1620 SALES	250.00	.00	.00	.00	250.00	.00
R1630 DUES AND FEES	250.00	.00	.00	.00	250.00	.00
R1820 CONTRIBUTION AND DONATIO	100.00	.00	.00	.00	100.00	.00
TOTAL DEBATE TEAM - SHS	600.00	.00	.00	.00	600.00	.00
FUND/SCC-2009905 C.A.R.E. CLUB - SHS						
R1620 SALES	1,000.00	.00	.00	.00	1,000.00	.00
R1630 DUES AND FEES	500.00	.00	.00	.00	500.00	.00

SELECTION CRITERIA: ALL
ACCOUNTING PERIOD: 10/21

SORTED BY: FUND/SCC,ACCOUNT
TOTALED ON: FUND/SCC
PAGE BREAKS ON:

FUND/SCC-2009905 C.A.R.E. CLUB - SHS

ACCOUNT - - - - - TITLE - - - - -	BUDGET	PERIOD RECEIPTS	RECEIVABLES	YEAR TO DATE RECEIPTS	AVAILABLE BALANCE	YTD/ BUD
R1820 CONTRIBUTION AND DONATIO	500.00	.00	.00	.00	500.00	.00
TOTAL C.A.R.E. CLUB - SHS	2,000.00	.00	.00	.00	2,000.00	.00
FUND/SCC-2009907 MATH CLUB - SHS						
R1620 SALES	2,500.00	.00	.00	.00	2,500.00	.00
R1630 DUES AND FEES	2,500.00	.00	.00	1,775.00	725.00	71.00
R1820 CONTRIBUTION AND DONATIO	100.00	.00	.00	.00	100.00	.00
TOTAL MATH CLUB - SHS	5,100.00	.00	.00	1,775.00	3,325.00	34.80
FUND/SCC-2009909 SCIENCE CLUB - SHS						
R1620 SALES	5,500.00	.00	.00	-20.00	5,520.00	- .36
R1630 DUES AND FEES	5,500.00	.00	.00	-60.00	5,560.00	-1.09
R1820 CONTRIBUTION AND DONATIO	2,500.00	.00	.00	.00	2,500.00	.00
TOTAL SCIENCE CLUB - SHS	13,500.00	.00	.00	-80.00	13,580.00	- .59
FUND/SCC-2009911 DANCE MARATHON - SHS						
R1620 SALES	1,000.00	.00	.00	.00	1,000.00	.00
R1630 DUES AND FEES	500.00	.00	.00	.00	500.00	.00
R1820 CONTRIBUTION AND DONATIO	3,500.00	.00	.00	.00	3,500.00	.00
TOTAL DANCE MARATHON - SHS	5,000.00	.00	.00	.00	5,000.00	.00
FUND/SCC-2009912 TECHNOLOGY CLUB - SHS						
R1620 SALES	500.00	.00	.00	.00	500.00	.00
R1630 DUES AND FEES	500.00	.00	.00	.00	500.00	.00
R1820 CONTRIBUTION AND DONATIO	800.00	.00	.00	.00	800.00	.00
TOTAL TECHNOLOGY CLUB - SHS	1,800.00	.00	.00	.00	1,800.00	.00
FUND/SCC-2009913 SOCIEDAD HONORARIA - SHS						
R1620 SALES	500.00	.00	.00	.00	500.00	.00
R1630 DUES AND FEES	1,000.00	.00	.00	625.00	375.00	62.50
R1820 CONTRIBUTION AND DONATIO	500.00	.00	.00	.00	500.00	.00
TOTAL SOCIEDAD HONORARIA - SH	2,000.00	.00	.00	625.00	1,375.00	31.25
FUND/SCC-2009917 FRENCH CLUB - SHS						
R1620 SALES	750.00	.00	.00	.00	750.00	.00
R1630 DUES AND FEES	1,400.00	.00	.00	1,261.00	139.00	90.07
R1820 CONTRIBUTION AND DONATIO	50.00	.00	.00	.00	50.00	.00
TOTAL FRENCH CLUB - SHS	2,200.00	.00	.00	1,261.00	939.00	57.32
FUND/SCC-2009918 GERMAN CLUB - SHS						
R1620 SALES	750.00	.00	.00	.00	750.00	.00
R1630 DUES AND FEES	750.00	.00	.00	-35.00	785.00	-4.67
R1820 CONTRIBUTION AND DONATIO	100.00	.00	.00	.00	100.00	.00
TOTAL GERMAN CLUB - SHS	1,600.00	.00	.00	-35.00	1,635.00	-2.19

SELECTION CRITERIA: ALL
ACCOUNTING PERIOD: 10/21

SORTED BY: FUND/SCC,ACCOUNT
TOTALED ON: FUND/SCC
PAGE BREAKS ON:

FUND/SCC-2009919 SPANISH CLUB - SHS

ACCOUNT - - - - - TITLE - - - - -	BUDGET	PERIOD RECEIPTS	RECEIVABLES	YEAR TO DATE RECEIPTS	AVAILABLE BALANCE	YTD/ BUD
FUND/SCC-2009919 SPANISH CLUB - SHS						
R1620 SALES	500.00	.00	.00	.00	500.00	.00
R1630 DUES AND FEES	750.00	.00	.00	.00	750.00	.00
R1820 CONTRIBUTION AND DONATIO	100.00	.00	.00	.00	100.00	.00
TOTAL SPANISH CLUB - SHS	1,350.00	.00	.00	.00	1,350.00	.00
FUND/SCC-2009922 H2O CLUB - SHS						
R1620 SALES	500.00	.00	.00	.00	500.00	.00
R1630 DUES AND FEES	500.00	.00	.00	.00	500.00	.00
R1820 CONTRIBUTION AND DONATIO	500.00	.00	.00	.00	500.00	.00
TOTAL H2O CLUB - SHS	1,500.00	.00	.00	.00	1,500.00	.00
FUND/SCC-2009923 CLASS OF 2023 - SHS						
R1620 SALES	1,500.00	.00	.00	.00	1,500.00	.00
R1630 DUES AND FEES	500.00	.00	.00	.00	500.00	.00
R1820 CONTRIBUTION AND DONATIO	500.00	.00	.00	.00	500.00	.00
TOTAL CLASS OF 2023 - SHS	2,500.00	.00	.00	.00	2,500.00	.00
FUND/SCC-2009927 BUSINESS CLUB - SHS						
R1620 SALES	500.00	.00	.00	.00	500.00	.00
R1630 DUES AND FEES	100.00	.00	.00	.00	100.00	.00
R1820 CONTRIBUTION AND DONATIO	50.00	.00	.00	.00	50.00	.00
TOTAL BUSINESS CLUB - SHS	650.00	.00	.00	.00	650.00	.00
FUND/SCC-2009929 ROTARY CLUB - SHS						
R1620 SALES	750.00	.00	.00	.00	750.00	.00
R1630 DUES AND FEES	150.00	.00	.00	.00	150.00	.00
R1820 CONTRIBUTION AND DONATIO	1,000.00	.00	.00	.00	1,000.00	.00
TOTAL ROTARY CLUB - SHS	1,900.00	.00	.00	.00	1,900.00	.00
FUND/SCC-2009932 RAYS - SHS						
R1620 SALES	1,500.00	.00	.00	.00	1,500.00	.00
R1630 DUES AND FEES	500.00	.00	.00	.00	500.00	.00
R1820 CONTRIBUTION AND DONATIO	250.00	.00	.00	.00	250.00	.00
TOTAL RAYS - SHS	2,250.00	.00	.00	.00	2,250.00	.00
FUND/SCC-2009941 STUDENT COUNCIL - SHS						
R1620 SALES	20,000.00	.00	.00	.00	20,000.00	.00
R1630 DUES AND FEES	2,000.00	.00	.00	.00	2,000.00	.00
R1690 OTHER EXT ACTIVITY RCPTS	1,600.00	.00	.00	.00	1,600.00	.00
R1820 CONTRIBUTION AND DONATIO	1,000.00	.00	.00	.00	1,000.00	.00
TOTAL STUDENT COUNCIL - SHS	24,600.00	.00	.00	.00	24,600.00	.00
FUND/SCC-2009943 CLASS OF 2022 SHS						
R1620 SALES	60,000.00	11,170.00	.00	11,170.00	48,830.00	18.62

SELECTION CRITERIA: ALL
ACCOUNTING PERIOD: 10/21

SORTED BY: FUND/SCC,ACCOUNT
TOTALED ON: FUND/SCC
PAGE BREAKS ON:

FUND/SCC-2009943 CLASS OF 2022 SHS

ACCOUNT - - - - - TITLE - - - - -	BUDGET	PERIOD RECEIPTS	RECEIVABLES	YEAR TO DATE RECEIPTS	AVAILABLE BALANCE	YTD/ BUD
R1630 DUES AND FEES	2,000.00	.00	.00	.00	2,000.00	.00
R1820 CONTRIBUTION AND DONATIO	10,000.00	5,000.00	.00	10,000.00	.00	100.00
TOTAL CLASS OF 2022 SHS	72,000.00	16,170.00	.00	21,170.00	50,830.00	29.40
FUND/SCC-2009945 NAT ART HNR SOCIETY - SHS						
R1620 SALES	500.00	.00	.00	.00	500.00	.00
R1630 DUES AND FEES	1,500.00	.00	.00	245.00	1,255.00	16.33
R1820 CONTRIBUTION AND DONATIO	250.00	.00	.00	.00	250.00	.00
TOTAL NAT ART HNR SOCIETY - S	2,250.00	.00	.00	245.00	2,005.00	10.89
FUND/SCC-2009953 CLASS OF 2021 - SHS						
R1620 SALES	36,500.00	.00	.00	.00	36,500.00	.00
R1630 DUES AND FEES	1,500.00	.00	.00	.00	1,500.00	.00
R1820 CONTRIBUTION AND DONATIO	1,500.00	.00	.00	6,975.14	-5,475.14	465.01
TOTAL CLASS OF 2021 - SHS	39,500.00	.00	.00	6,975.14	32,524.86	17.66
FUND/SCC-2009954 CLASS OF 2024 - SHS						
R1620 SALES	750.00	.00	.00	.00	750.00	.00
R1630 DUES AND FEES	200.00	.00	.00	.00	200.00	.00
R1820 CONTRIBUTION AND DONATIO	500.00	.00	.00	.00	500.00	.00
TOTAL CLASS OF 2024 - SHS	1,450.00	.00	.00	.00	1,450.00	.00
FUND/SCC-2009961 YOUTH OPTIMIST - SHS						
R1620 SALES	500.00	.00	.00	.00	500.00	.00
R1630 DUES AND FEES	200.00	.00	.00	.00	200.00	.00
R1820 CONTRIBUTION AND DONATIO	50.00	.00	.00	.00	50.00	.00
TOTAL YOUTH OPTIMIST - SHS	750.00	.00	.00	.00	750.00	.00
FUND/SCC-2009962 RHO KAPPA NHS - SHS						
R1620 SALES	250.00	.00	.00	.00	250.00	.00
R1630 DUES AND FEES	1,250.00	.00	.00	1,020.00	230.00	81.60
R1820 CONTRIBUTION AND DONATIO	50.00	.00	.00	.00	50.00	.00
TOTAL RHO KAPPA NHS - SHS	1,550.00	.00	.00	1,020.00	530.00	65.81
FUND/SCC-2009963 GERMAN HNR SOCIETY - SHS						
R1620 SALES	500.00	.00	.00	.00	500.00	.00
R1630 DUES AND FEES	250.00	.00	.00	.00	250.00	.00
R1820 CONTRIBUTION AND DONATIO	100.00	.00	.00	110.00	-10.00	110.00
TOTAL GERMAN HNR SOCIETY - SH	850.00	.00	.00	110.00	740.00	12.94
FUND/SCC-2009965 KEY CLUB - SHS						
R1620 SALES	2,000.00	1,221.25	.00	3,209.00	-1,209.00	160.45
R1630 DUES AND FEES	3,500.00	.00	.00	2,915.00	585.00	83.29
R1820 CONTRIBUTION AND DONATIO	500.00	.00	.00	521.82	-21.82	104.36
TOTAL KEY CLUB - SHS	6,000.00	1,221.25	.00	6,645.82	-645.82	110.76

SELECTION CRITERIA: ALL
ACCOUNTING PERIOD: 10/21

SORTED BY: FUND/SCC,ACCOUNT
TOTALED ON: FUND/SCC
PAGE BREAKS ON:

FUND/SCC-2009965 KEY CLUB - SHS

ACCOUNT - - - - - TITLE - - - - -	BUDGET	PERIOD RECEIPTS	RECEIVABLES	YEAR TO DATE RECEIPTS	AVAILABLE BALANCE	YTD/ BUD
FUND/SCC-2009978 ANIME CLUB - SHS						
R1620 SALES	750.00	.00	.00	.00	750.00	.00
R1630 DUES AND FEES	350.00	.00	.00	.00	350.00	.00
R1820 CONTRIBUTION AND DONATIO	100.00	.00	.00	.00	100.00	.00
TOTAL ANIME CLUB - SHS	1,200.00	.00	.00	.00	1,200.00	.00
FUND/SCC-2009985 NHS - SHS						
R1620 SALES	1,000.00	280.00	.00	280.00	720.00	28.00
R1630 DUES AND FEES	4,000.00	895.40	.00	2,588.60	1,411.40	64.72
R1820 CONTRIBUTION AND DONATIO	500.00	.00	.00	.00	500.00	.00
TOTAL NHS - SHS	5,500.00	1,175.40	.00	2,868.60	2,631.40	52.16
FUND/SCC-2009993 PIN 'EM CLUB - SHS						
R1620 SALES	250.00	.00	.00	.00	250.00	.00
R1630 DUES AND FEES	250.00	.00	.00	.00	250.00	.00
R1820 CONTRIBUTION AND DONATIO	50.00	.00	.00	.00	50.00	.00
TOTAL PIN 'EM CLUB - SHS	550.00	.00	.00	.00	550.00	.00
FUND/SCC-3000000 ATHLETIC DEPARTENT						
R1615 ADMISSIONS - ATHLETICS	118,000.00	5,828.00	.00	76,380.00	41,620.00	64.73
R1820 CONTRIBUTION AND DONATIO	5,000.00	.00	.00	365.00	4,635.00	7.30
R1833 CUSTOMER SERVICES	15,000.00	525.00	.00	2,305.40	12,694.60	15.37
R1890 OTHER MISC RECEIPTS	3,000.00	.00	.00	2,200.00	800.00	73.33
TOTAL ATHLETIC DEPARTENT	141,000.00	6,353.00	.00	81,250.40	59,749.60	57.62
FUND/SCC-3009610 SKI CLUB - SMS						
R1620 SALES	.00	.00	.00	100.00	-100.00	.00
R1630 DUES AND FEES	6,000.00	.00	.00	.00	6,000.00	.00
TOTAL SKI CLUB - SMS	6,000.00	.00	.00	100.00	5,900.00	1.67
FUND/SCC-3009633 ORCHESTRA - SMS						
R1620 SALES	5,000.00	.00	.00	-10.00	5,010.00	- .20
R1630 DUES AND FEES	.00	.00	.00	3,447.50	-3,447.50	.00
R1690 OTHER EXT ACTIVITY RCPTS	100.00	.00	.00	.00	100.00	.00
R1820 CONTRIBUTION AND DONATIO	100.00	.00	.00	.00	100.00	.00
R1860 FINES	100.00	.00	.00	.00	100.00	.00
R1890 OTHER MISC RECEIPTS	3,000.00	.00	.00	-1,481.00	4,481.00	-49.37
TOTAL ORCHESTRA - SMS	8,300.00	.00	.00	1,956.50	6,343.50	23.57
FUND/SCC-3009634 BAND - SMS						
R1620 SALES	30,000.00	.00	.00	1,481.00	28,519.00	4.94
R1630 DUES AND FEES	.00	46.00	.00	1,592.00	-1,592.00	.00
R1690 OTHER EXT ACTIVITY RCPTS	5,000.00	.00	.00	.00	5,000.00	.00
R1820 CONTRIBUTION AND DONATIO	500.00	.00	.00	.00	500.00	.00

SELECTION CRITERIA: ALL
ACCOUNTING PERIOD: 10/21

SORTED BY: FUND/SCC,ACCOUNT
TOTALED ON: FUND/SCC
PAGE BREAKS ON:

FUND/SCC-3009634 BAND - SMS

ACCOUNT - - - - - TITLE - - - - -	BUDGET	PERIOD RECEIPTS	RECEIVABLES	YEAR TO DATE RECEIPTS	AVAILABLE BALANCE	YTD/ BUD
R1890 OTHER MISC RECEIPTS	2,000.00	48.00	.00	48.00	1,952.00	2.40
TOTAL BAND - SMS	37,500.00	94.00	.00	3,121.00	34,379.00	8.32
FUND/SCC-3009635 ART CLUB - SMS						
R1630 DUES AND FEES	4,000.00	.00	.00	.00	4,000.00	.00
R1820 CONTRIBUTION AND DONATIO	300.00	.00	.00	.00	300.00	.00
TOTAL ART CLUB - SMS	4,300.00	.00	.00	.00	4,300.00	.00
FUND/SCC-3009637 VOCAL MUSIC - SMS						
R1610 ADMISSIONS	.00	.00	.00	203.00	-203.00	.00
R1620 SALES	20,000.00	.00	.00	.00	20,000.00	.00
R1630 DUES AND FEES	.00	565.00	.00	908.00	-908.00	.00
R1690 OTHER EXT ACTIVITY RCPTS	6,500.00	.00	.00	.00	6,500.00	.00
R1820 CONTRIBUTION AND DONATIO	400.00	.00	.00	.00	400.00	.00
TOTAL VOCAL MUSIC - SMS	26,900.00	565.00	.00	1,111.00	25,789.00	4.13
FUND/SCC-3009640 TEAM ADMIRALS - SMS						
R1620 SALES	1,000.00	.00	.00	.00	1,000.00	.00
TOTAL TEAM ADMIRALS - SMS	1,000.00	.00	.00	.00	1,000.00	.00
FUND/SCC-3009641 TEAM CAPTAINS - SMS						
R1620 SALES	1,000.00	.00	.00	.00	1,000.00	.00
TOTAL TEAM CAPTAINS - SMS	1,000.00	.00	.00	.00	1,000.00	.00
FUND/SCC-3009642 TEAM CRUISERS - SMS						
R1620 SALES	1,000.00	.00	.00	.00	1,000.00	.00
TOTAL TEAM CRUISERS - SMS	1,000.00	.00	.00	.00	1,000.00	.00
FUND/SCC-3009643 TEAM VIKINGS - SMS						
R1620 SALES	1,000.00	.00	.00	.00	1,000.00	.00
TOTAL TEAM VIKINGS - SMS	1,000.00	.00	.00	.00	1,000.00	.00
FUND/SCC-3009644 TEAM DISCOVERERS - SMS						
R1620 SALES	1,000.00	.00	.00	.00	1,000.00	.00
TOTAL TEAM DISCOVERERS - SMS	1,000.00	.00	.00	.00	1,000.00	.00
FUND/SCC-3009645 TEAM GLOBETROTTERS - SMS						
R1620 SALES	1,000.00	.00	.00	.00	1,000.00	.00
TOTAL TEAM GLOBETROTTERS - SM	1,000.00	.00	.00	.00	1,000.00	.00
FUND/SCC-3009646 TEAM PIONEERS - SMS						
R1620 SALES	1,000.00	.00	.00	.00	1,000.00	.00
TOTAL TEAM PIONEERS - SMS	1,000.00	.00	.00	.00	1,000.00	.00

FUND/SCC-3009647 TEAM SEEKERS - SMS

SELECTION CRITERIA: ALL
ACCOUNTING PERIOD: 10/21

SORTED BY: FUND/SCC,ACCOUNT
TOTALED ON: FUND/SCC
PAGE BREAKS ON:

FUND/SCC-3009647 TEAM SEEKERS - SMS

ACCOUNT - - - - - TITLE - - - - -	BUDGET	PERIOD RECEIPTS	RECEIVABLES	YEAR TO DATE RECEIPTS	AVAILABLE BALANCE	YTD/ BUD
R1620 SALES	1,000.00	.00	.00	.00	1,000.00	.00
TOTAL TEAM SEEKERS - SMS	1,000.00	.00	.00	.00	1,000.00	.00
FUND/SCC-3009648 TEAM ADVENTURERS - SMS						
R1620 SALES	1,000.00	.00	.00	.00	1,000.00	.00
TOTAL TEAM ADVENTURERS - SMS	1,000.00	.00	.00	.00	1,000.00	.00
FUND/SCC-3009649 TEAM CRUSADERS - SMS						
R1620 SALES	200.00	.00	.00	.00	200.00	.00
R1820 CONTRIBUTION AND DONATIO	1,500.00	.00	.00	.00	1,500.00	.00
R1890 OTHER MISC RECEIPTS	700.00	.00	.00	.00	700.00	.00
TOTAL TEAM CRUSADERS - SMS	2,400.00	.00	.00	.00	2,400.00	.00
FUND/SCC-3009650 TEAM DRAGONS - SMS						
R1620 SALES	1,500.00	.00	.00	.00	1,500.00	.00
R1820 CONTRIBUTION AND DONATIO	1,500.00	.00	.00	.00	1,500.00	.00
R1890 OTHER MISC RECEIPTS	700.00	.00	.00	.00	700.00	.00
TOTAL TEAM DRAGONS - SMS	3,700.00	.00	.00	.00	3,700.00	.00
FUND/SCC-3009651 TEAM PIRATES - SMS						
R1620 SALES	500.00	.00	.00	.00	500.00	.00
R1820 CONTRIBUTION AND DONATIO	.00	.00	.00	88.60	-88.60	.00
R1890 OTHER MISC RECEIPTS	500.00	.00	.00	.00	500.00	.00
TOTAL TEAM PIRATES - SMS	1,000.00	.00	.00	88.60	911.40	8.86
FUND/SCC-3009652 TEAM VOYAGERS - SMS						
R1620 SALES	1,000.00	.00	.00	.00	1,000.00	.00
R1630 DUES AND FEES	.00	14.00	.00	14.00	-14.00	.00
TOTAL TEAM VOYAGERS - SMS	1,000.00	14.00	.00	14.00	986.00	1.40
FUND/SCC-3009659 ATHLETICS M/S - SMS						
R1610 ADMISSIONS	13,000.00	2,468.00	.00	15,178.75	-2,178.75	116.76
R1620 SALES	1,000.00	.00	.00	1,463.00	-463.00	146.30
R1690 OTHER EXT ACTIVITY RCPTS	500.00	.00	.00	-114.50	614.50	-22.90
R1820 CONTRIBUTION AND DONATIO	1,000.00	.00	.00	208.80	791.20	20.88
R1833 CUSTOMER SERVICES	1,000.00	350.00	.00	.00	1,000.00	.00
TOTAL ATHLETICS M/S - SMS	16,500.00	2,818.00	.00	16,736.05	-236.05	101.43
FUND/SCC-3009690 PHYS ED DEPT - SMS						
R1620 SALES	2,000.00	.00	.00	.00	2,000.00	.00
R1890 OTHER MISC RECEIPTS	2,000.00	.00	.00	500.00	1,500.00	25.00
TOTAL PHYS ED DEPT - SMS	4,000.00	.00	.00	500.00	3,500.00	12.50
FUND/SCC-3009901 INSTRUMENTAL MUSIC - SHS						
R1630 DUES AND FEES	12,000.00	.00	.00	6,760.00	5,240.00	56.33

SELECTION CRITERIA: ALL
ACCOUNTING PERIOD: 10/21

SORTED BY: FUND/SCC,ACCOUNT
TOTALED ON: FUND/SCC
PAGE BREAKS ON:

FUND/SCC-3009901 INSTRUMENTAL MUSIC - SHS

ACCOUNT - - - - - TITLE - - - - -	BUDGET	PERIOD RECEIPTS	RECEIVABLES	YEAR TO DATE RECEIPTS	AVAILABLE BALANCE	YTD/ BUD
TOTAL INSTRUMENTAL MUSIC - SH	12,000.00	.00	.00	6,760.00	5,240.00	56.33
FUND/SCC-3009904 CHORAL CLOTHING - SHS						
R1630 DUES AND FEES	2,000.00	.00	.00	.00	2,000.00	.00
R1820 CONTRIBUTION AND DONATIO	500.00	.00	.00	.00	500.00	.00
TOTAL CHORAL CLOTHING - SHS	2,500.00	.00	.00	.00	2,500.00	.00
FUND/SCC-3009905 BAND/ORCH- SHS						
R1630 DUES AND FEES	1,500.00	.00	.00	1,310.00	190.00	87.33
R1820 CONTRIBUTION AND DONATIO	500.00	.00	.00	.00	500.00	.00
TOTAL BAND/ORCH- SHS	2,000.00	.00	.00	1,310.00	690.00	65.50
FUND/SCC-3009906 DRAMA CLUB - SHS						
R1610 ADMISSIONS	1,500.00	.00	.00	.00	1,500.00	.00
R1620 SALES	1,500.00	.00	.00	.00	1,500.00	.00
R1630 DUES AND FEES	1,500.00	.00	.00	.00	1,500.00	.00
R1820 CONTRIBUTION AND DONATIO	.00	.00	.00	1,091.49	-1,091.49	.00
TOTAL DRAMA CLUB - SHS	4,500.00	.00	.00	1,091.49	3,408.51	24.26
FUND/SCC-3009907 ASAP - SHS						
R1620 SALES	750.00	.00	.00	.00	750.00	.00
R1630 DUES AND FEES	250.00	.00	.00	.00	250.00	.00
R1820 CONTRIBUTION AND DONATIO	500.00	.00	.00	.00	500.00	.00
TOTAL ASAP - SHS	1,500.00	.00	.00	.00	1,500.00	.00
FUND/SCC-3009908 SEAC - SHS						
R1620 SALES	3,000.00	.00	.00	.00	3,000.00	.00
R1820 CONTRIBUTION AND DONATIO	2,000.00	.00	.00	2,234.00	-234.00	111.70
TOTAL SEAC - SHS	5,000.00	.00	.00	2,234.00	2,766.00	44.68
FUND/SCC-3009909 THE STAMPEDE - SHS						
R1620 SALES	1,000.00	.00	.00	.00	1,000.00	.00
R1630 DUES AND FEES	1,000.00	.00	.00	.00	1,000.00	.00
R1820 CONTRIBUTION AND DONATIO	250.00	.00	.00	155.24	94.76	62.10
TOTAL THE STAMPEDE - SHS	2,250.00	.00	.00	155.24	2,094.76	6.90
FUND/SCC-3009910 SKI CLUB - SHS						
R1630 DUES AND FEES	15,000.00	.00	.00	.00	15,000.00	.00
TOTAL SKI CLUB - SHS	15,000.00	.00	.00	.00	15,000.00	.00
FUND/SCC-3009911 BOYS LACROSSE - SHS						
R1620 SALES	1,000.00	.00	.00	.00	1,000.00	.00
R1630 DUES AND FEES	1,500.00	.00	.00	.00	1,500.00	.00
R1820 CONTRIBUTION AND DONATIO	5,000.00	.00	.00	.00	5,000.00	.00
TOTAL BOYS LACROSSE - SHS	7,500.00	.00	.00	.00	7,500.00	.00

SELECTION CRITERIA: ALL
ACCOUNTING PERIOD: 10/21

SORTED BY: FUND/SCC,ACCOUNT
TOTALED ON: FUND/SCC
PAGE BREAKS ON:

FUND/SCC-3009911 BOYS LACROSSE - SHS

ACCOUNT - - - - - TITLE - - - - -	BUDGET	PERIOD RECEIPTS	RECEIVABLES	YEAR TO DATE RECEIPTS	AVAILABLE BALANCE	YTD/ BUD
FUND/SCC-3009912 GIRLS LACROSSE - SHS						
R1620 SALES	1,500.00	.00	.00	.00	1,500.00	.00
R1630 DUES AND FEES	1,500.00	.00	.00	.00	1,500.00	.00
R1820 CONTRIBUTION AND DONATIO	5,500.00	.00	.00	.00	5,500.00	.00
TOTAL GIRLS LACROSSE - SHS	8,500.00	.00	.00	.00	8,500.00	.00
FUND/SCC-3009913 LEADERSHIP ACADEMY - SHS						
R1620 SALES	3,000.00	.00	.00	.00	3,000.00	.00
R1820 CONTRIBUTION AND DONATIO	1,500.00	.00	.00	.00	1,500.00	.00
TOTAL LEADERSHIP ACADEMY - SH	4,500.00	.00	.00	.00	4,500.00	.00
FUND/SCC-3009915 SHS MAKERS - HS						
R1620 SALES	2,000.00	.00	.00	.00	2,000.00	.00
R1630 DUES AND FEES	500.00	.00	.00	.00	500.00	.00
R1820 CONTRIBUTION AND DONATIO	4,500.00	.00	.00	175.00	4,325.00	3.89
TOTAL SHS MAKERS - HS	7,000.00	.00	.00	175.00	6,825.00	2.50
FUND/SCC-3009917 ATHLETIC PROGRAMS						
R1620 SALES	5,000.00	.00	.00	.00	5,000.00	.00
R1630 DUES AND FEES	1,000.00	.00	.00	.00	1,000.00	.00
R1820 CONTRIBUTION AND DONATIO	25,000.00	150.00	.00	13,844.77	11,155.23	55.38
TOTAL ATHLETIC PROGRAMS	31,000.00	150.00	.00	13,844.77	17,155.23	44.66
FUND/SCC-3009918 STEP TEAM						
R1620 SALES	500.00	.00	.00	.00	500.00	.00
R1630 DUES AND FEES	500.00	.00	.00	.00	500.00	.00
R1820 CONTRIBUTION AND DONATIO	250.00	.00	.00	.00	250.00	.00
TOTAL STEP TEAM	1,250.00	.00	.00	.00	1,250.00	.00
FUND/SCC-3009920 BOYS TRACK - SHS						
R1620 SALES	6,000.00	1,745.00	.00	1,745.00	4,255.00	29.08
R1630 DUES AND FEES	1,000.00	.00	.00	.00	1,000.00	.00
R1820 CONTRIBUTION AND DONATIO	10,000.00	.00	.00	.00	10,000.00	.00
TOTAL BOYS TRACK - SHS	17,000.00	1,745.00	.00	1,745.00	15,255.00	10.26
FUND/SCC-3009921 GIRLS TRACK - SHS						
R1620 SALES	3,000.00	1,745.00	.00	1,745.00	1,255.00	58.17
R1630 DUES AND FEES	1,000.00	.00	.00	25.74	974.26	2.57
R1820 CONTRIBUTION AND DONATIO	6,000.00	.00	.00	.00	6,000.00	.00
TOTAL GIRLS TRACK - SHS	10,000.00	1,745.00	.00	1,770.74	8,229.26	17.71
FUND/SCC-3009922 MD VOCATIONAL TRAIN -SHS						
R1620 SALES	3,750.00	591.00	.00	5,464.00	-1,714.00	145.71
R1820 CONTRIBUTION AND DONATIO	1,000.00	.00	.00	2,232.00	-1,232.00	223.20

SELECTION CRITERIA: ALL
ACCOUNTING PERIOD: 10/21

SORTED BY: FUND/SCC,ACCOUNT
TOTALED ON: FUND/SCC
PAGE BREAKS ON:

FUND/SCC-3009922 MD VOCATIONAL TRAIN -SHS

ACCOUNT - - - - - TITLE - - - - -	BUDGET	PERIOD RECEIPTS	RECEIVABLES	YEAR TO DATE RECEIPTS	AVAILABLE BALANCE	YTD/ BUD
R1839 OTHER ENTITIES	50.00	.00	.00	.00	50.00	.00
TOTAL MD VOCATIONAL TRAIN -SH	4,800.00	591.00	.00	7,696.00	-2,896.00	160.33
FUND/SCC-3009923 ENGINEERING CLUB - HS						
R1620 SALES	1,500.00	.00	.00	.00	1,500.00	.00
R1630 DUES AND FEES	1,500.00	.00	.00	.00	1,500.00	.00
R1820 CONTRIBUTION AND DONATIO	1,500.00	.00	.00	.00	1,500.00	.00
TOTAL ENGINEERING CLUB - HS	4,500.00	.00	.00	.00	4,500.00	.00
FUND/SCC-3009924 DECA - SHS						
R1620 SALES	20,000.00	.00	.00	1,962.25	18,037.75	9.81
R1630 DUES AND FEES	20,000.00	.00	.00	1,575.35	18,424.65	7.88
R1820 CONTRIBUTION AND DONATIO	5,000.00	.00	.00	.00	5,000.00	.00
TOTAL DECA - SHS	45,000.00	.00	.00	3,537.60	41,462.40	7.86
FUND/SCC-3009928 OHIO CAREER ASSOC - SHS						
R1620 SALES	500.00	.00	.00	.00	500.00	.00
R1630 DUES AND FEES	500.00	.00	.00	.00	500.00	.00
R1820 CONTRIBUTION AND DONATIO	500.00	.00	.00	.00	500.00	.00
TOTAL OHIO CAREER ASSOC - SHS	1,500.00	.00	.00	.00	1,500.00	.00
FUND/SCC-3009929 FCCLA - SHS						
R1620 SALES	1,500.00	.00	.00	.00	1,500.00	.00
R1630 DUES AND FEES	500.00	.00	.00	.00	500.00	.00
R1820 CONTRIBUTION AND DONATIO	50.00	.00	.00	.00	50.00	.00
TOTAL FCCLA - SHS	2,050.00	.00	.00	.00	2,050.00	.00
FUND/SCC-3009930 DANCE TEAM - SHS						
R1620 SALES	2,500.00	.00	.00	.00	2,500.00	.00
R1630 DUES AND FEES	2,000.00	.00	.00	.00	2,000.00	.00
R1820 CONTRIBUTION AND DONATIO	500.00	.00	.00	.00	500.00	.00
TOTAL DANCE TEAM - SHS	5,000.00	.00	.00	.00	5,000.00	.00
FUND/SCC-3009934 GIRLS SOCCER - SHS						
R1620 SALES	2,000.00	.00	.00	.00	2,000.00	.00
R1630 DUES AND FEES	2,000.00	.00	.00	.00	2,000.00	.00
TOTAL GIRLS SOCCER - SHS	4,000.00	.00	.00	.00	4,000.00	.00
FUND/SCC-3009935 ORCHESTRA TRIP - SHS						
R1610 ADMISSIONS	2,000.00	.00	.00	.00	2,000.00	.00
R1620 SALES	2,500.00	.00	.00	.00	2,500.00	.00
R1630 DUES AND FEES	2,500.00	.00	.00	2,471.96	28.04	98.88
R1820 CONTRIBUTION AND DONATIO	2,500.00	50.00	.00	100.00	2,400.00	4.00
TOTAL ORCHESTRA TRIP - SHS	9,500.00	50.00	.00	2,571.96	6,928.04	27.07

SELECTION CRITERIA: ALL
ACCOUNTING PERIOD: 10/21

SORTED BY: FUND/SCC,ACCOUNT
TOTALED ON: FUND/SCC
PAGE BREAKS ON:

FUND/SCC-3009936 BOYS SOCCER - SHS

ACCOUNT - - - - - TITLE - - - - -	BUDGET	PERIOD RECEIPTS	RECEIVABLES	YEAR TO DATE RECEIPTS	AVAILABLE BALANCE	YTD/ BUD
FUND/SCC-3009936 BOYS SOCCER - SHS						
R1620 SALES	2,500.00	.00	.00	.00	2,500.00	.00
R1690 OTHER EXT ACTIVITY RCPTS	1,000.00	.00	.00	.00	1,000.00	.00
TOTAL BOYS SOCCER - SHS	3,500.00	.00	.00	.00	3,500.00	.00
FUND/SCC-3009937 VOCAL MUSIC - SHS						
R1610 ADMISSIONS	500.00	.00	.00	.00	500.00	.00
R1620 SALES	500.00	.00	.00	.00	500.00	.00
R1630 DUES AND FEES	500.00	.00	.00	.00	500.00	.00
R1820 CONTRIBUTION AND DONATIO	500.00	.00	.00	.00	500.00	.00
TOTAL VOCAL MUSIC - SHS	2,000.00	.00	.00	.00	2,000.00	.00
FUND/SCC-3009939 MUSICAL PRODUCTION - SHS						
R1610 ADMISSIONS	13,500.00	.00	.00	.00	13,500.00	.00
R1620 SALES	1,000.00	.00	.00	.00	1,000.00	.00
R1630 DUES AND FEES	1,000.00	.00	.00	.00	1,000.00	.00
R1820 CONTRIBUTION AND DONATIO	1,000.00	318.12	.00	318.12	681.88	31.81
TOTAL MUSICAL PRODUCTION - SH	16,500.00	318.12	.00	318.12	16,181.88	1.93
FUND/SCC-3009941 GIRLS BASKETBALL - SHS						
R1620 SALES	3,500.00	.00	.00	.00	3,500.00	.00
R1630 DUES AND FEES	5,000.00	.00	.00	.00	5,000.00	.00
R1820 CONTRIBUTION AND DONATIO	1,500.00	.00	.00	.00	1,500.00	.00
TOTAL GIRLS BASKETBALL - SHS	10,000.00	.00	.00	.00	10,000.00	.00
FUND/SCC-3009946 BOYS BASKETBALL - SHS						
R1620 SALES	8,000.00	.00	.00	.00	8,000.00	.00
R1630 DUES AND FEES	5,000.00	.00	.00	485.00	4,515.00	9.70
R1820 CONTRIBUTION AND DONATIO	1,000.00	.00	.00	.00	1,000.00	.00
TOTAL BOYS BASKETBALL - SHS	14,000.00	.00	.00	485.00	13,515.00	3.46
FUND/SCC-3009950 VOLLEYBALL - SHS						
R1620 SALES	5,000.00	.00	.00	.00	5,000.00	.00
R1630 DUES AND FEES	3,500.00	.00	.00	.00	3,500.00	.00
R1820 CONTRIBUTION AND DONATIO	3,000.00	.00	.00	.00	3,000.00	.00
TOTAL VOLLEYBALL - SHS	11,500.00	.00	.00	.00	11,500.00	.00
FUND/SCC-3009951 PROJECT SUPPORT - SHS						
R1620 SALES	2,500.00	.00	.00	.00	2,500.00	.00
R1630 DUES AND FEES	500.00	.00	.00	.00	500.00	.00
R1820 CONTRIBUTION AND DONATIO	100.00	.00	.00	.00	100.00	.00
TOTAL PROJECT SUPPORT - SHS	3,100.00	.00	.00	.00	3,100.00	.00
FUND/SCC-3009955 GIRLS TENNIS - SHS						
R1620 SALES	1,500.00	.00	.00	.00	1,500.00	.00

SELECTION CRITERIA: ALL
ACCOUNTING PERIOD: 10/21

SORTED BY: FUND/SCC,ACCOUNT
TOTALED ON: FUND/SCC
PAGE BREAKS ON:

FUND/SCC-3009955 GIRLS TENNIS - SHS

ACCOUNT - - - - - TITLE - - - - -	BUDGET	PERIOD RECEIPTS	RECEIVABLES	YEAR TO DATE RECEIPTS	AVAILABLE BALANCE	YTD/ BUD
R1630 DUES AND FEES	3,500.00	.00	.00	.00	3,500.00	.00
R1820 CONTRIBUTION AND DONATIO	1,000.00	.00	.00	.00	1,000.00	.00
TOTAL GIRLS TENNIS - SHS	6,000.00	.00	.00	.00	6,000.00	.00
FUND/SCC-3009956 BOYS TENNIS - SHS						
R1620 SALES	1,500.00	.00	.00	.00	1,500.00	.00
R1630 DUES AND FEES	500.00	.00	.00	.00	500.00	.00
R1820 CONTRIBUTION AND DONATIO	100.00	.00	.00	.00	100.00	.00
TOTAL BOYS TENNIS - SHS	2,100.00	.00	.00	.00	2,100.00	.00
FUND/SCC-3009960 SWIM TEAM - SHS						
R1620 SALES	1,500.00	.00	.00	.00	1,500.00	.00
R1630 DUES AND FEES	500.00	.00	.00	.00	500.00	.00
R1820 CONTRIBUTION AND DONATIO	500.00	.00	.00	.00	500.00	.00
TOTAL SWIM TEAM - SHS	2,500.00	.00	.00	.00	2,500.00	.00
FUND/SCC-3009965 ICE HOCKEY - SHS						
R1620 SALES	250.00	.00	.00	.00	250.00	.00
R1630 DUES AND FEES	500.00	.00	.00	.00	500.00	.00
R1820 CONTRIBUTION AND DONATIO	50.00	.00	.00	.00	50.00	.00
TOTAL ICE HOCKEY - SHS	800.00	.00	.00	.00	800.00	.00
FUND/SCC-3009967 LANTERN - SHS						
R1620 SALES	5,000.00	.00	.00	.00	5,000.00	.00
R1630 DUES AND FEES	1,500.00	.00	.00	.00	1,500.00	.00
R1820 CONTRIBUTION AND DONATIO	3,000.00	.00	.00	.00	3,000.00	.00
TOTAL LANTERN - SHS	9,500.00	.00	.00	.00	9,500.00	.00
FUND/SCC-3009968 STROHIGAN - SHS						
R1620 SALES	8,000.00	105.00	.00	1,940.00	6,060.00	24.25
R1630 DUES AND FEES	1,000.00	.00	.00	120.00	880.00	12.00
R1820 CONTRIBUTION AND DONATIO	50.00	.00	.00	.00	50.00	.00
TOTAL STROHIGAN - SHS	9,050.00	105.00	.00	2,060.00	6,990.00	22.76
FUND/SCC-3009970 BASEBALL - SHS						
R1620 SALES	500.00	.00	.00	.00	500.00	.00
R1630 DUES AND FEES	5,000.00	.00	.00	.00	5,000.00	.00
R1820 CONTRIBUTION AND DONATIO	22,500.00	20,108.42	.00	20,108.42	2,391.58	89.37
TOTAL BASEBALL - SHS	28,000.00	20,108.42	.00	20,108.42	7,891.58	71.82
FUND/SCC-3009971 SOFTBALL- SHS						
R1620 SALES	1,500.00	.00	.00	.00	1,500.00	.00
R1630 DUES AND FEES	1,500.00	.00	.00	2,320.00	-820.00	154.67
R1820 CONTRIBUTION AND DONATIO	6,500.00	.00	.00	2,700.00	3,800.00	41.54
TOTAL SOFTBALL- SHS	9,500.00	.00	.00	5,020.00	4,480.00	52.84

SELECTION CRITERIA: ALL
ACCOUNTING PERIOD: 10/21

SORTED BY: FUND/SCC,ACCOUNT
TOTALED ON: FUND/SCC
PAGE BREAKS ON:

FUND/SCC-3009971 SOFTBALL- SHS

ACCOUNT - - - - - TITLE - - - - -	BUDGET	PERIOD RECEIPTS	RECEIVABLES	YEAR TO DATE RECEIPTS	AVAILABLE BALANCE	YTD/ BUD
FUND/SCC-3009972 GIRLS CROSS COUNTRY - SHS						
R1620 SALES	3,500.00	.00	.00	.00	3,500.00	.00
R1630 DUES AND FEES	1,500.00	.00	.00	800.00	700.00	53.33
R1820 CONTRIBUTION AND DONATIO	5,000.00	.00	.00	.00	5,000.00	.00
TOTAL GIRLS CROSS COUNTRY - S	10,000.00	.00	.00	800.00	9,200.00	8.00
FUND/SCC-3009975 BOYS CROSS COUNTRY - SHS						
R1620 SALES	4,500.00	.00	.00	150.00	4,350.00	3.33
R1630 DUES AND FEES	6,000.00	.00	.00	1,860.00	4,140.00	31.00
R1820 CONTRIBUTION AND DONATIO	3,000.00	.00	.00	.00	3,000.00	.00
TOTAL BOYS CROSS COUNTRY - SH	13,500.00	.00	.00	2,010.00	11,490.00	14.89
FUND/SCC-3009976 BOYS GOLF - HS						
R1620 SALES	6,500.00	.00	.00	.00	6,500.00	.00
R1630 DUES AND FEES	2,500.00	.00	.00	-80.00	2,580.00	-3.20
R1820 CONTRIBUTION AND DONATIO	2,000.00	.00	.00	.00	2,000.00	.00
TOTAL BOYS GOLF - HS	11,000.00	.00	.00	-80.00	11,080.00	- .73
FUND/SCC-3009980 GYMNASTICS - SHS						
R1620 SALES	1,000.00	.00	.00	.00	1,000.00	.00
R1630 DUES AND FEES	500.00	.00	.00	.00	500.00	.00
R1820 CONTRIBUTION AND DONATIO	50.00	.00	.00	.00	50.00	.00
TOTAL GYMNASTICS - SHS	1,550.00	.00	.00	.00	1,550.00	.00
FUND/SCC-3009985 GIRLS GOLF - SHS						
R1620 SALES	3,000.00	.00	.00	.00	3,000.00	.00
R1630 DUES AND FEES	500.00	.00	.00	150.00	350.00	30.00
R1820 CONTRIBUTION AND DONATIO	500.00	.00	.00	.00	500.00	.00
TOTAL GIRLS GOLF - SHS	4,000.00	.00	.00	150.00	3,850.00	3.75
FUND/SCC-3009990 ATHLETIC TRAINER - SHS						
R1620 SALES	500.00	.00	.00	.00	500.00	.00
R1630 DUES AND FEES	500.00	.00	.00	.00	500.00	.00
R1820 CONTRIBUTION AND DONATIO	500.00	.00	.00	30.00	470.00	6.00
TOTAL ATHLETIC TRAINER - SHS	1,500.00	.00	.00	30.00	1,470.00	2.00
FUND/SCC-3009996 WINTER CHEERLEADING - SHS						
R1620 SALES	7,000.00	.00	.00	.00	7,000.00	.00
R1630 DUES AND FEES	15,000.00	.00	.00	434.00	14,566.00	2.89
R1820 CONTRIBUTION AND DONATIO	2,500.00	.00	.00	176.50	2,323.50	7.06
TOTAL WINTER CHEERLEADING - S	24,500.00	.00	.00	610.50	23,889.50	2.49
FUND/SCC-4019020 AUX SERV FY20 ST JOSEPH						
R3200 RESTRICTED GRANTS-IN-AID	-40,493.30	.00	.00	-40,493.30	.00	100.00

SELECTION CRITERIA: ALL
ACCOUNTING PERIOD: 10/21

SORTED BY: FUND/SCC,ACCOUNT
TOTALED ON: FUND/SCC
PAGE BREAKS ON:

FUND/SCC-4019020 AUX SERV FY20 ST JOSEPH

ACCOUNT - - - - - TITLE - - - - -	BUDGET	PERIOD RECEIPTS	RECEIVABLES	YEAR TO DATE RECEIPTS	AVAILABLE BALANCE	YTD/ BUD
TOTAL AUX SERV FY20 ST JOSEPH	-40,493.30	.00	.00	-40,493.30	.00	100.00
FUND/SCC-4019021 AUX SERV FY21 ST JOSEPH						
R1410 INTEREST INCOME	1,000.00	33.67	.00	948.22	51.78	94.82
R3200 RESTRICTED GRANTS-IN-AID	527,378.30	.00	.00	527,378.30	.00	100.00
TOTAL AUX SERV FY21 ST JOSEPH	528,378.30	33.67	.00	528,326.52	51.78	99.99
FUND/SCC-4519021 OH K-12 CONNECTIVITY FY21						
R3219 OTHER RESTRICTED GRANTS	12,600.00	.00	.00	12,600.00	.00	100.00
TOTAL OH K-12 CONNECTIVITY FY	12,600.00	.00	.00	12,600.00	.00	100.00
FUND/SCC-4679020 STUDENT WELLNESS & SUCCES						
R3219 OTHER RESTRICTED GRANTS	264,514.01	.00	.00	264,926.73	-412.72	100.16
TOTAL STUDENT WELLNESS & SUCC	264,514.01	.00	.00	264,926.73	-412.72	100.16
FUND/SCC-4999020 PARENT MENTOR FY20						
R3200 RESTRICTED GRANTS-IN-AID	2,113.74	.00	.00	2,113.74	.00	100.00
TOTAL PARENT MENTOR FY20	2,113.74	.00	.00	2,113.74	.00	100.00
FUND/SCC-4999021 PARENT MENTOR FY21						
R3200 RESTRICTED GRANTS-IN-AID	25,000.00	2,083.18	.00	16,665.44	8,334.56	66.66
TOTAL PARENT MENTOR FY21	25,000.00	2,083.18	.00	16,665.44	8,334.56	66.66
FUND/SCC-4999121 SCHOOL BUS PROGRAM FY21						
R3200 RESTRICTED GRANTS-IN-AID	7,197.13	.00	.00	.00	7,197.13	.00
TOTAL SCHOOL BUS PROGRAM FY21	7,197.13	.00	.00	.00	7,197.13	.00
FUND/SCC-4999221 SCHOOL SAFETY GRANT FY21						
R3200 RESTRICTED GRANTS-IN-AID	.00	27,734.83	.00	27,734.83	-27,734.83	.00
TOTAL SCHOOL SAFETY GRANT FY2	.00	27,734.83	.00	27,734.83	-27,734.83	.00
FUND/SCC-5079021 CARES ACT / ESSER FY21						
R4220 RESTRICTED GRANTS-IN-AID	407,127.70	4,009.84	.00	397,019.64	10,108.06	97.52
TOTAL CARES ACT / ESSER FY21	407,127.70	4,009.84	.00	397,019.64	10,108.06	97.52
FUND/SCC-5109021 CORONAVIRUS RELIEF FY21						
R4220 RESTRICTED GRANTS-IN-AID	285,380.71	.00	.00	285,380.71	.00	100.00
TOTAL CORONAVIRUS RELIEF FY21	285,380.71	.00	.00	285,380.71	.00	100.00
FUND/SCC-5109121 BROADBAND OH CONNECT FY21						
R4220 RESTRICTED GRANTS-IN-AID	21,205.26	.00	.00	20,490.78	714.48	96.63
TOTAL BROADBAND OH CONNECT FY	21,205.26	.00	.00	20,490.78	714.48	96.63
FUND/SCC-5169020 IDEA-B FY20						
R4220 RESTRICTED GRANTS-IN-AID	133,001.79	.00	.00	133,001.79	.00	100.00

SELECTION CRITERIA: ALL
ACCOUNTING PERIOD: 10/21

SORTED BY: FUND/SCC,ACCOUNT
TOTALED ON: FUND/SCC
PAGE BREAKS ON:

FUND/SCC-5169020 IDEA-B FY20

ACCOUNT - - - - - TITLE - - - - -	BUDGET	PERIOD RECEIPTS	RECEIVABLES	YEAR TO DATE RECEIPTS	AVAILABLE BALANCE	YTD/ BUD
TOTAL IDEA-B FY20	133,001.79	.00	.00	133,001.79	.00	100.00
FUND/SCC-5169021 IDEA-B FY21						
R4220 RESTRICTED GRANTS-IN-AID	1,327,658.72	102,767.40	.00	789,374.31	538,284.41	59.46
TOTAL IDEA-B FY21	1,327,658.72	102,767.40	.00	789,374.31	538,284.41	59.46
FUND/SCC-5169121 PARENT MENTOR SUP. FY21						
R4220 RESTRICTED GRANTS-IN-AID	2,000.00	.00	.00	.00	2,000.00	.00
TOTAL PARENT MENTOR SUP. FY21	2,000.00	.00	.00	.00	2,000.00	.00
FUND/SCC-5519020 TITLE III LEP FY20						
R4220 RESTRICTED GRANTS-IN-AID	1,736.28	.00	.00	1,736.28	.00	100.00
TOTAL TITLE III LEP FY20	1,736.28	.00	.00	1,736.28	.00	100.00
FUND/SCC-5519021 TITLE III LEP FY21						
R4220 RESTRICTED GRANTS-IN-AID	65,171.55	5,322.64	.00	17,837.64	47,333.91	27.37
TOTAL TITLE III LEP FY21	65,171.55	5,322.64	.00	17,837.64	47,333.91	27.37
FUND/SCC-5729020 TITLE I FY20						
R4220 RESTRICTED GRANTS-IN-AID	28,905.77	.00	.00	28,905.77	.00	100.00
TOTAL TITLE I FY20	28,905.77	.00	.00	28,905.77	.00	100.00
FUND/SCC-5729021 TITLE I FY21						
R4220 RESTRICTED GRANTS-IN-AID	668,592.69	41,119.00	.00	302,599.45	365,993.24	45.26
TOTAL TITLE I FY21	668,592.69	41,119.00	.00	302,599.45	365,993.24	45.26
FUND/SCC-5729121 TITLE I EOEC FY21						
R4220 RESTRICTED GRANTS-IN-AID	11,786.57	.00	.00	.00	11,786.57	.00
TOTAL TITLE I EOEC FY21	11,786.57	.00	.00	.00	11,786.57	.00
FUND/SCC-5879020 EARLY CHILD SPED FY20						
R4220 RESTRICTED GRANTS-IN-AID	5,114.35	.00	.00	5,114.35	.00	100.00
TOTAL EARLY CHILD SPED FY20	5,114.35	.00	.00	5,114.35	.00	100.00
FUND/SCC-5879021 EARLY CHILD SPED FY21						
R4220 RESTRICTED GRANTS-IN-AID	27,067.41	2,374.63	.00	17,585.87	9,481.54	64.97
TOTAL EARLY CHILD SPED FY21	27,067.41	2,374.63	.00	17,585.87	9,481.54	64.97
FUND/SCC-5879120 6B PREK RESTORATION FY20						
R4220 RESTRICTED GRANTS-IN-AID	748.85	.00	.00	748.85	.00	100.00
TOTAL 6B PREK RESTORATION FY2	748.85	.00	.00	748.85	.00	100.00
FUND/SCC-5879121 6B PREK RESTORATION FY21						
R4220 RESTRICTED GRANTS-IN-AID	38.68	.00	.00	.00	38.68	.00
TOTAL 6B PREK RESTORATION FY2	38.68	.00	.00	.00	38.68	.00

SELECTION CRITERIA: ALL
ACCOUNTING PERIOD: 10/21

SORTED BY: FUND/SCC,ACCOUNT
TOTALED ON: FUND/SCC
PAGE BREAKS ON:

FUND/SCC-5879121 6B PREK RESTORATION FY21

ACCOUNT - - - - - TITLE - - - - -	BUDGET	PERIOD RECEIPTS	RECEIVABLES	YEAR TO DATE RECEIPTS	AVAILABLE BALANCE	YTD/ BUD
FUND/SCC-5909020 TITLE II-A FY20						
R4220 RESTRICTED GRANTS-IN-AID	1,336.54	.00	.00	1,336.54	.00	100.00
TOTAL TITLE II-A FY20	1,336.54	.00	.00	1,336.54	.00	100.00
FUND/SCC-5909021 TITLE II-A FY21						
R4220 RESTRICTED GRANTS-IN-AID	197,348.65	420.00	.00	74,090.58	123,258.07	37.54
TOTAL TITLE II-A FY21	197,348.65	420.00	.00	74,090.58	123,258.07	37.54
FUND/SCC-5999020 TITLE IV-A FY20						
R4220 RESTRICTED GRANTS-IN-AID	3,356.27	.00	.00	3,356.27	.00	100.00
TOTAL TITLE IV-A FY20	3,356.27	.00	.00	3,356.27	.00	100.00
FUND/SCC-5999021 TITLE IV-A FY21						
R4220 RESTRICTED GRANTS-IN-AID	65,500.69	600.00	.00	8,154.98	57,345.71	12.45
TOTAL TITLE IV-A FY21	65,500.69	600.00	.00	8,154.98	57,345.71	12.45
FUND/SCC-5999120 STRIVING READERS LIT FY20						
R4220 RESTRICTED GRANTS-IN-AID	141,285.95	.00	.00	141,285.95	.00	100.00
TOTAL STRIVING READERS LIT FY	141,285.95	.00	.00	141,285.95	.00	100.00
FUND/SCC-5999121 STRIVING READERS LIT FY21						
R4220 RESTRICTED GRANTS-IN-AID	371,650.72	29,190.18	.00	177,097.29	194,553.43	47.65
TOTAL STRIVING READERS LIT FY	371,650.72	29,190.18	.00	177,097.29	194,553.43	47.65
FUND/SCC-5999221 LSTA-CARES ACT MINI FY21						
R4220 RESTRICTED GRANTS-IN-AID	3,000.00	.00	.00	3,000.00	.00	100.00
TOTAL LSTA-CARES ACT MINI FY2	3,000.00	.00	.00	3,000.00	.00	100.00
TOTAL REPORT	110,165,224.85	6,012,681.90	.00	103,382,803.61	6,782,421.24	93.84

STRONGSVILLE CITY SCHOOL DISTRICT
EXPENDITURE STATUS REPORT

SELECTION CRITERIA: ALL
ACCOUNTING PERIOD: 10/21

SORTED BY: FUND/SCC
TOTALED ON:
PAGE BREAKS ON:

FUND/SCC	- - - - - TITLE - - - - -	BUDGET	PERIOD EXPENDITURES	ENCUMBRANCES OUTSTANDING	YEAR TO DATE EXP	AVAILABLE BALANCE	YTD/ BUD
0010000	GENERAL FUND	80,205,610.39	5,948,310.73	2,767,972.07	60,620,792.29	16,816,846.03	79.03
FUND/SCC-0020000 BOND RETIREMENT							
0020000	BOND RETIREMENT	4,964,071.95	.00	.00	4,027,504.75	936,567.20	81.13
FUND/SCC-0030000 PERMANENT IMPROVEMENT							
0030000	PERMANENT IMPROVEME	1,334,004.48	5,585.21	312,457.28	625,731.87	395,815.33	70.33
FUND/SCC-0049914 BUILDING FUND - LFI							
0049914	BUILDING FUND - LFI	344,202.31	.00	.00	291,841.53	52,360.78	84.79
FUND/SCC-0049953 BUILDING FUND - TURF							
0049953	BUILDING FUND - TUR	50,000.00	3,910.00	.00	18,990.00	31,010.00	37.98
FUND/SCC-0060000 FOOD SERVICE							
0060000	FOOD SERVICE	2,059,026.40	251,295.14	143,867.96	1,684,623.01	230,535.43	88.80
FUND/SCC-0099110 USS CHAPMAN							
0099110	USS CHAPMAN	17,000.00	.00	.00	8,114.94	8,885.06	47.73
FUND/SCC-0099210 USS MURASKI							
0099210	USS MURASKI	23,000.00	.00	.00	13,828.17	9,171.83	60.12
FUND/SCC-0099220 USS KINSNER							
0099220	USS KINSNER	29,000.00	.00	.00	16,053.44	12,946.56	55.36
FUND/SCC-0099300 USS SURRARRER							
0099300	USS SURRARRER	19,500.00	.00	431.31	9,862.70	9,205.99	52.79
FUND/SCC-0099310 USS WHITNEY							
0099310	USS WHITNEY	23,000.00	.00	.00	10,508.90	12,491.10	45.69
FUND/SCC-0099600 USS SMS							
0099600	USS SMS	113,268.63	1,932.91	1,565.49	58,941.62	52,761.52	53.42
FUND/SCC-0099900 USS SHS							
0099900	USS SHS	176,095.97	4,265.48	3,697.47	73,481.63	98,916.87	43.83
FUND/SCC-0149001 ROTARY SUMMER SCHOOL							
0149001	ROTARY SUMMER SCHOO	24,551.42	309.60	.00	13,171.86	11,379.56	53.65
FUND/SCC-0149002 ROTARY FACILITY USAGE							
0149002	ROTARY FACILITY USA	122,602.25	2,036.00	28,836.25	14,953.56	78,812.44	35.72
FUND/SCC-0149003 ROTARY FAC USAGE - TURF							
0149003	ROTARY FAC USAGE -	5,000.00	.00	.00	.00	5,000.00	.00
FUND/SCC-0149005 ROTARY HR WEBCHECK							
0149005	ROTARY HR WEBCHECK	27,393.00	529.50	10,382.25	10,141.25	6,869.50	74.92
FUND/SCC-0149006 ROTARY AUDIO VISUAL							
0149006	ROTARY AUDIO VISUAL	935.43	.00	.00	.00	935.43	.00
FUND/SCC-0149007 ROTARY MAKERSPACE CAMP							
0149007	ROTARY MAKERSPACE C	3,064.29	.00	.00	.00	3,064.29	.00
FUND/SCC-0149110 ROTARY FIELD TRIP CHAPMAN							
0149110	ROTARY FIELD TRIP C	3,500.00	.00	.00	.00	3,500.00	.00
FUND/SCC-0149111 LIBRARY FINES&FEES-CHAPMA							
0149111	LIBRARY FINES&FEES-	479.70	.00	178.21	.00	301.49	37.15
FUND/SCC-0149150 ROTARY STOCKROOM							
0149150	ROTARY STOCKROOM	11,480.61	.00	2,853.17	446.40	8,181.04	28.74
FUND/SCC-0149210 ROTARY FIELD TRIP MURASKI							
0149210	ROTARY FIELD TRIP M	5,000.00	.00	.00	.00	5,000.00	.00
FUND/SCC-0149211 LIBRARY FINES&FEES-MURASK							

SELECTION CRITERIA: ALL
ACCOUNTING PERIOD: 10/21

SORTED BY: FUND/SCC
TOTALED ON:
PAGE BREAKS ON:

FUND/SCC	- - - - - TITLE - - - - -	BUDGET	PERIOD EXPENDITURES	ENCUMBRANCES OUTSTANDING	YEAR TO DATE EXP	AVAILABLE BALANCE	YTD/ BUD
0149211	LIBRARY FINES&FEES-	500.00	.00	.00	.00	500.00	.00
FUND/SCC-0149220	ROTARY FIELD TRIP KINSNER						
0149220	ROTARY FIELD TRIP K	6,000.00	.00	.00	.00	6,000.00	.00
FUND/SCC-0149221	LIBRARY FINES&FEES-KINSNE						
0149221	LIBRARY FINES&FEES-	500.00	.00	.00	270.65	229.35	54.13
FUND/SCC-0149300	ROTARY FIELD TRIP SURRARR						
0149300	ROTARY FIELD TRIP S	3,200.00	.00	.00	.00	3,200.00	.00
FUND/SCC-0149301	LIBRARY FINES&FEES-SURRAR						
0149301	LIBRARY FINES&FEES-	400.00	.00	.00	.00	400.00	.00
FUND/SCC-0149310	ROTARY FIELD TRIP WHITNEY						
0149310	ROTARY FIELD TRIP W	4,500.00	.00	.00	.00	4,500.00	.00
FUND/SCC-0149311	LIBRARY FINES&FEES-WHITNE						
0149311	LIBRARY FINES&FEES-	500.00	.00	.00	.00	500.00	.00
FUND/SCC-0149600	ROTARY FIELD TRIP SMS						
0149600	ROTARY FIELD TRIP S	7,500.00	.00	.00	.00	7,500.00	.00
FUND/SCC-0149601	LIBRARY FINES&FEES-SMS						
0149601	LIBRARY FINES&FEES-	250.00	.00	.00	.00	250.00	.00
FUND/SCC-0149900	ROTARY FIELD TRIP SHS						
0149900	ROTARY FIELD TRIP S	12,500.00	.00	.00	.00	12,500.00	.00
FUND/SCC-0149901	LIBRARY FINES&FEES-SHS						
0149901	LIBRARY FINES&FEES-	204.78	.00	.00	.00	204.78	.00
FUND/SCC-0149903	ROTARY AP/ACT/SAT TESTING						
0149903	ROTARY AP/ACT/SAT T	151,158.00	.00	112,060.00	8,762.00	30,336.00	79.93
FUND/SCC-0189110	PUBL SCHL SUPRT - CHAPMAN						
0189110	PUBL SCHL SUPRT - C	10,292.47	.00	.00	.00	10,292.47	.00
FUND/SCC-0189210	PUBL SCHL SUPRT - MURASKI						
0189210	PUBL SCHL SUPRT - M	7,500.00	22.25	337.95	483.40	6,678.65	10.95
FUND/SCC-0189220	PUBL SCHL SUPRT - KINSNER						
0189220	PUBL SCHL SUPRT - K	17,850.00	.00	.00	997.25	16,852.75	5.59
FUND/SCC-0189300	PUBL SCHL SUPRT - SURRARR						
0189300	PUBL SCHL SUPRT - S	13,000.00	.00	593.90	2,129.24	10,276.86	20.95
FUND/SCC-0189310	PUBL SCHL SUPRT - WHITNEY						
0189310	PUBL SCHL SUPRT - W	11,638.11	146.41	.00	745.96	10,892.15	6.41
FUND/SCC-0189400	PUBL SCHL SUPRT - SELP						
0189400	PUBL SCHL SUPRT - S	6,850.00	.00	50.00	.00	6,800.00	.73
FUND/SCC-0189600	PUBL SCHL SUPRT - SMS						
0189600	PUBL SCHL SUPRT - S	20,100.00	77.36	1,149.38	1,104.33	17,846.29	11.21
FUND/SCC-0189900	PUBL SCHL SUPRT - SHS						
0189900	PUBL SCHL SUPRT - S	133,564.05	4,894.25	9,254.10	25,898.23	98,411.72	26.32
FUND/SCC-0199601	SEF-GEN. GENIUS (SMS)						
0199601	SEF-GEN. GENIUS (SM	125.00	.00	.00	125.00	.00	100.00
FUND/SCC-0199915	SEF GRANTS						
0199915	SEF GRANTS	418.83	.00	417.62	.00	1.21	99.71
FUND/SCC-0199917	ROTARY SOCIAL PROG.						
0199917	ROTARY SOCIAL PROG.	2,924.49	.00	67.11	1,152.25	1,705.13	41.69
FUND/SCC-0199922	COCA-COLA SCHOLARSHIP						

SELECTION CRITERIA: ALL
ACCOUNTING PERIOD: 10/21

SORTED BY: FUND/SCC
TOTALED ON:
PAGE BREAKS ON:

FUND/SCC	- - - - - TITLE - - - - -	BUDGET	PERIOD EXPENDITURES	ENCUMBRANCES OUTSTANDING	YEAR TO DATE EXP	AVAILABLE BALANCE	YTD/ BUD
0199922	COCA-COLA SCHOLARSH	1,500.00	.00	.00	.00	1,500.00	.00
FUND/SCC-0199926 USAC E-RATE PROGRAM							
0199926	USAC E-RATE PROGRAM	218,973.10	.00	70,871.41	148,101.69	.00	100.00
FUND/SCC-0199949 ODNR GRANTS							
0199949	ODNR GRANTS	500.00	.00	.00	.00	500.00	.00
FUND/SCC-0199955 GRAND PIANO							
0199955	GRAND PIANO	6,366.00	.00	.00	.00	6,366.00	.00
FUND/SCC-0199956 SUPT INIATIVE GRANTS							
0199956	SUPT INIATIVE GRANT	5,000.00	.00	.00	.00	5,000.00	.00
FUND/SCC-0199961 SEF - MAKERSPACE PRINTER							
0199961	SEF - MAKERSPACE PR	194.99	.00	.00	.00	194.99	.00
FUND/SCC-0199965 SEF-DOC. CAMERA (KINS)							
0199965	SEF-DOC. CAMERA (KI	200.00	.00	.00	190.00	10.00	95.00
FUND/SCC-0199967 SEF-WORLD. LAN ART (HS)							
0199967	SEF-WORLD. LAN ART	25.19	.00	.00	.00	25.19	.00
FUND/SCC-0199970 SEF-CLIMBING WALL (SELP)							
0199970	SEF-CLIMBING WALL (	4,800.00	4,800.00	.00	4,800.00	.00	100.00
FUND/SCC-0199971 SEF-FLEXIBLE SEATING(MUR)							
0199971	SEF-FLEXIBLE SEATIN	425.00	.00	.00	422.59	2.41	99.43
FUND/SCC-0199972 SEF-FLEX SEAT (KIN 2GR)							
0199972	SEF-FLEX SEAT (KIN	250.00	.00	.00	242.50	7.50	97.00
FUND/SCC-0199973 SEF-SCH YARD HABITAT SURR							
0199973	SEF-SCH YARD HABITA	625.00	.00	625.00	.00	.00	100.00
FUND/SCC-0229014 OSHAA TOURNAMENTS							
0229014	OSHAA TOURNAMENTS	150,000.00	.00	20,000.00	6,433.69	123,566.31	17.62
FUND/SCC-0229017 UNCLIAMED FUNDS							
0229017	UNCLIAMED FUNDS	4,270.50	.00	.00	.00	4,270.50	.00
FUND/SCC-0239001 SELF-INSUR 1:1 DEVICE							
0239001	SELF-INSUR 1:1 DEVI	50,651.70	.00	24,206.10	11,767.92	14,677.68	71.02
FUND/SCC-0240000 SELF-INSUR MEDICAL							
0240000	SELF-INSUR MEDICAL	11,828,903.90	988,821.82	1,332,202.14	9,793,359.22	703,342.54	94.05
FUND/SCC-0350000 TERMINATION BENEFITS FUND							
0350000	TERMINATION BENEFIT	625,000.00	.00	.00	572,518.19	52,481.81	91.60
FUND/SCC-2009141 STUD COUNCIL - CHAPMAN							
2009141	STUD COUNCIL - CHAP	3,850.00	.00	.00	.00	3,850.00	.00
FUND/SCC-2009241 STUD COUNCIL - MURASKI							
2009241	STUD COUNCIL - MURA	6,500.00	.00	.00	500.00	6,000.00	7.69
FUND/SCC-2009242 STUD COUNCIL - KINSNER							
2009242	STUD COUNCIL - KINS	6,367.74	.00	.00	594.05	5,773.69	9.33
FUND/SCC-2009341 STUD COUNCIL - WHITNEY							
2009341	STUD COUNCIL - WHIT	40,000.00	46.40	96.00	3,608.66	36,295.34	9.26
FUND/SCC-2009342 STUD COUNCIL - SURRARRER							
2009342	STUD COUNCIL - SURR	500.00	.00	.00	.00	500.00	.00
FUND/SCC-2009641 STUDENT COUNCIL - SMS							
2009641	STUDENT COUNCIL - S	16,941.66	.00	.00	.00	16,941.66	.00
FUND/SCC-2009645 GUIDANCE CLUB - SMS							

SELECTION CRITERIA: ALL
ACCOUNTING PERIOD: 10/21

SORTED BY: FUND/SCC
TOTALED ON:
PAGE BREAKS ON:

FUND/SCC	- - - - - TITLE - - - - -	BUDGET	PERIOD EXPENDITURES	ENCUMBRANCES OUTSTANDING	YEAR TO DATE EXP	AVAILABLE BALANCE	YTD/ BUD
2009645	GUIDANCE CLUB - SMS	850.42	.00	.00	.00	850.42	.00
FUND/SCC-2009670 CD/MD CLASS - SMS							
2009670	CD/MD CLASS - SMS	2,252.69	.00	.00	.00	2,252.69	.00
FUND/SCC-2009901 ART CLUB - SHS							
2009901	ART CLUB - SHS	3,553.41	.00	.00	.00	3,553.41	.00
FUND/SCC-2009902 STEM CLUB - SHS							
2009902	STEM CLUB - SHS	450.00	.00	.00	.00	450.00	.00
FUND/SCC-2009904 DEBATE TEAM - SHS							
2009904	DEBATE TEAM - SHS	751.23	.00	.00	.00	751.23	.00
FUND/SCC-2009905 C.A.R.E. CLUB - SHS							
2009905	C.A.R.E. CLUB - SHS	2,090.15	.00	.00	.00	2,090.15	.00
FUND/SCC-2009907 MATH CLUB - SHS							
2009907	MATH CLUB - SHS	22,931.36	477.30	1,500.00	909.30	20,522.06	10.51
FUND/SCC-2009909 SCIENCE CLUB - SHS							
2009909	SCIENCE CLUB - SHS	15,868.23	.00	.00	.00	15,868.23	.00
FUND/SCC-2009911 DANCE MARATHON - SHS							
2009911	DANCE MARATHON - SH	5,525.05	.00	.00	.00	5,525.05	.00
FUND/SCC-2009912 TECHNOLOGY CLUB - SHS							
2009912	TECHNOLOGY CLUB - S	5,409.38	.00	.00	.00	5,409.38	.00
FUND/SCC-2009913 SOCIEDAD HONORARIA - SHS							
2009913	SOCIEDAD HONORARIA	3,867.65	.00	.00	.00	3,867.65	.00
FUND/SCC-2009916 LATIN CLUB - SHS							
2009916	LATIN CLUB - SHS	6.39	.00	.00	.00	6.39	.00
FUND/SCC-2009917 FRENCH CLUB - SHS							
2009917	FRENCH CLUB - SHS	6,372.89	492.00	850.00	492.00	5,030.89	21.06
FUND/SCC-2009918 GERMAN CLUB - SHS							
2009918	GERMAN CLUB - SHS	2,713.76	5.00	.00	70.00	2,643.76	2.58
FUND/SCC-2009919 SPANISH CLUB - SHS							
2009919	SPANISH CLUB - SHS	2,518.38	.00	.00	.00	2,518.38	.00
FUND/SCC-2009922 H2O CLUB - SHS							
2009922	H2O CLUB - SHS	3,889.58	.00	.00	.00	3,889.58	.00
FUND/SCC-2009923 CLASS OF 2023 - SHS							
2009923	CLASS OF 2023 - SHS	3,034.49	.00	150.00	.00	2,884.49	4.94
FUND/SCC-2009927 BUSINESS CLUB - SHS							
2009927	BUSINESS CLUB - SHS	808.66	.00	.00	.00	808.66	.00
FUND/SCC-2009929 ROTARY CLUB - SHS							
2009929	ROTARY CLUB - SHS	2,932.00	.00	.00	.00	2,932.00	.00
FUND/SCC-2009932 RAYS - SHS							
2009932	RAYS - SHS	3,029.38	.00	.00	.00	3,029.38	.00
FUND/SCC-2009941 STUDENT COUNCIL - SHS							
2009941	STUDENT COUNCIL - S	99,583.02	5,109.90	2,545.61	6,526.05	90,511.36	9.11
FUND/SCC-2009943 CLASS OF 2022 SHS							
2009943	CLASS OF 2022 SHS	72,619.00	2,258.70	1,773.75	2,258.70	68,586.55	5.55
FUND/SCC-2009945 NAT ART HNR SOCIETY - SHS							
2009945	NAT ART HNR SOCIETY	4,368.89	.00	.00	120.00	4,248.89	2.75
FUND/SCC-2009953 CLASS OF 2021 - SHS							

SELECTION CRITERIA: ALL
ACCOUNTING PERIOD: 10/21

SORTED BY: FUND/SCC
TOTALED ON:
PAGE BREAKS ON:

FUND/SCC	- - - - - TITLE - - - - -	BUDGET	PERIOD EXPENDITURES	ENCUMBRANCES OUTSTANDING	YEAR TO DATE EXP	AVAILABLE BALANCE	YTD/ BUD
2009953	CLASS OF 2021 - SHS	44,668.82	191.61	3,946.31	5,626.03	35,096.48	21.43
FUND/SCC-2009954 CLASS OF 2024 - SHS							
2009954	CLASS OF 2024 - SHS	1,450.00	.00	.00	.00	1,450.00	.00
FUND/SCC-2009960 CLASS OF 2020 - SHS							
2009960	CLASS OF 2020 - SHS	7,649.24	.00	.00	7,649.24	.00	100.00
FUND/SCC-2009961 YOUTH OPTIMIST - SHS							
2009961	YOUTH OPTIMIST - SH	1,154.00	.00	.00	.00	1,154.00	.00
FUND/SCC-2009962 RHO KAPPA NHS - SHS							
2009962	RHO KAPPA NHS - SHS	4,891.39	.00	.00	525.00	4,366.39	10.73
FUND/SCC-2009963 GERMAN HNR SOCIETY - SHS							
2009963	GERMAN HNR SOCIETY	850.00	.00	.00	.00	850.00	.00
FUND/SCC-2009965 KEY CLUB - SHS							
2009965	KEY CLUB - SHS	9,865.76	.00	.00	4,586.00	5,279.76	46.48
FUND/SCC-2009976 SHS PRIDE CLUB - SHS							
2009976	SHS PRIDE CLUB - SH	148.86	.00	.00	.00	148.86	.00
FUND/SCC-2009978 ANIME CLUB - SHS							
2009978	ANIME CLUB - SHS	1,383.50	.00	.00	.00	1,383.50	.00
FUND/SCC-2009985 NHS - SHS							
2009985	NHS - SHS	8,056.99	209.35	1,100.00	1,739.26	5,217.73	35.24
FUND/SCC-2009993 PIN 'EM CLUB - SHS							
2009993	PIN 'EM CLUB - SHS	748.12	.00	.00	.00	748.12	.00
FUND/SCC-3000000 ATHLETIC DEPARTENT							
3000000	ATHLETIC DEPARTENT	153,502.91	13,310.80	3,276.32	155,057.69	-4,831.10	103.15
FUND/SCC-3009610 SKI CLUB - SMS							
3009610	SKI CLUB - SMS	6,025.93	.00	.00	.00	6,025.93	.00
FUND/SCC-3009633 ORCHESTRA - SMS							
3009633	ORCHESTRA - SMS	16,555.22	200.00	1,899.44	6,000.56	8,655.22	47.72
FUND/SCC-3009634 BAND - SMS							
3009634	BAND - SMS	38,444.34	1,395.13	1,142.39	3,940.56	33,361.39	13.22
FUND/SCC-3009635 ART CLUB - SMS							
3009635	ART CLUB - SMS	5,584.70	.00	.00	.00	5,584.70	.00
FUND/SCC-3009637 VOCAL MUSIC - SMS							
3009637	VOCAL MUSIC - SMS	35,218.66	1,802.18	557.32	2,160.06	32,501.28	7.72
FUND/SCC-3009640 TEAM ADMIRALS - SMS							
3009640	TEAM ADMIRALS - SMS	1,000.00	.00	.00	.00	1,000.00	.00
FUND/SCC-3009641 TEAM CAPTAINS - SMS							
3009641	TEAM CAPTAINS - SMS	1,000.00	.00	.00	.00	1,000.00	.00
FUND/SCC-3009642 TEAM CRUISERS - SMS							
3009642	TEAM CRUISERS - SMS	1,000.00	.00	.00	.00	1,000.00	.00
FUND/SCC-3009643 TEAM VIKINGS - SMS							
3009643	TEAM VIKINGS - SMS	1,000.00	.00	.00	.00	1,000.00	.00
FUND/SCC-3009644 TEAM DISCOVERERS - SMS							
3009644	TEAM DISCOVERERS -	1,000.00	.00	.00	.00	1,000.00	.00
FUND/SCC-3009645 TEAM GLOBETROTTERS - SMS							
3009645	TEAM GLOBETROTTERS	1,000.00	.00	.00	.00	1,000.00	.00
FUND/SCC-3009646 TEAM PIONEERS - SMS							

SELECTION CRITERIA: ALL
ACCOUNTING PERIOD: 10/21

SORTED BY: FUND/SCC
TOTALED ON:
PAGE BREAKS ON:

FUND/SCC	- - - - - TITLE - - - - -	BUDGET	PERIOD EXPENDITURES	ENCUMBRANCES OUTSTANDING	YEAR TO DATE EXP	AVAILABLE BALANCE	YTD/ BUD
3009646	TEAM PIONEERS - SMS	1,000.00	.00	.00	.00	1,000.00	.00
FUND/SCC-3009647 TEAM SEEKERS - SMS							
3009647	TEAM SEEKERS - SMS	1,000.00	.00	.00	.00	1,000.00	.00
FUND/SCC-3009648 TEAM ADVENTURERS - SMS							
3009648	TEAM ADVENTURERS -	2,392.25	.00	276.08	68.92	2,047.25	14.42
FUND/SCC-3009649 TEAM CRUSADERS - SMS							
3009649	TEAM CRUSADERS - SM	4,145.90	.00	.00	.00	4,145.90	.00
FUND/SCC-3009650 TEAM DRAGONS - SMS							
3009650	TEAM DRAGONS - SMS	6,748.22	.00	200.00	36.00	6,512.22	3.50
FUND/SCC-3009651 TEAM PIRATES - SMS							
3009651	TEAM PIRATES - SMS	2,104.21	.00	.00	45.00	2,059.21	2.14
FUND/SCC-3009652 TEAM VOYAGERS - SMS							
3009652	TEAM VOYAGERS - SMS	1,000.00	.00	.00	.00	1,000.00	.00
FUND/SCC-3009659 ATHLETICS M/S - SMS							
3009659	ATHLETICS M/S - SMS	25,972.98	1,736.69	4,253.87	18,224.62	3,494.49	86.55
FUND/SCC-3009690 PHYS ED DEPT - SMS							
3009690	PHYS ED DEPT - SMS	7,391.96	.00	.00	2,498.00	4,893.96	33.79
FUND/SCC-3009901 INSTRUMENTAL MUSIC - SHS							
3009901	INSTRUMENTAL MUSIC	17,140.99	.00	2,507.00	4,236.96	10,397.03	39.34
FUND/SCC-3009904 CHORAL CLOTHING - SHS							
3009904	CHORAL CLOTHING - S	2,990.26	.00	.00	.00	2,990.26	.00
FUND/SCC-3009905 BAND/ORCH- SHS							
3009905	BAND/ORCH- SHS	6,530.65	.00	.00	.00	6,530.65	.00
FUND/SCC-3009906 DRAMA CLUB - SHS							
3009906	DRAMA CLUB - SHS	13,353.75	.00	.00	655.55	12,698.20	4.91
FUND/SCC-3009907 ASAP - SHS							
3009907	ASAP - SHS	1,864.07	.00	.00	.00	1,864.07	.00
FUND/SCC-3009908 SEAC - SHS							
3009908	SEAC - SHS	5,947.38	.00	.00	.00	5,947.38	.00
FUND/SCC-3009909 THE STAMPEDE - SHS							
3009909	THE STAMPEDE - SHS	2,398.29	.00	.00	.00	2,398.29	.00
FUND/SCC-3009910 SKI CLUB - SHS							
3009910	SKI CLUB - SHS	15,238.63	.00	.00	.00	15,238.63	.00
FUND/SCC-3009911 BOYS LACROSSE - SHS							
3009911	BOYS LACROSSE - SHS	7,500.00	.00	.00	.00	7,500.00	.00
FUND/SCC-3009912 GIRLS LACROSSE - SHS							
3009912	GIRLS LACROSSE - SH	14,965.20	143.50	243.00	4,682.50	10,039.70	32.91
FUND/SCC-3009913 LEADERSHIP ACADEMY - SHS							
3009913	LEADERSHIP ACADEMY	11,273.62	.00	.00	.00	11,273.62	.00
FUND/SCC-3009914 JROTC STUDENT ACT - SHS							
3009914	JROTC STUDENT ACT -	1,402.20	.00	.00	.00	1,402.20	.00
FUND/SCC-3009915 SHS MAKERS - HS							
3009915	SHS MAKERS - HS	7,000.00	.00	.00	.00	7,000.00	.00
FUND/SCC-3009916 FOOTBALL CAMP - SHS							
3009916	FOOTBALL CAMP - SHS	899.55	.00	22.00	600.00	277.55	69.15
FUND/SCC-3009917 ATHLETIC PROGRAMS							

SELECTION CRITERIA: ALL
ACCOUNTING PERIOD: 10/21

SORTED BY: FUND/SCC
TOTALED ON:
PAGE BREAKS ON:

FUND/SCC	- - - - - TITLE - - - - -	BUDGET	PERIOD EXPENDITURES	ENCUMBRANCES OUTSTANDING	YEAR TO DATE EXP	AVAILABLE BALANCE	YTD/ BUD
3009917	ATHLETIC PROGRAMS	30,921.59	1,235.00	1,560.00	11,412.00	17,949.59	41.95
FUND/SCC-3009918 STEP TEAM							
3009918	STEP TEAM	1,318.00	.00	.00	.00	1,318.00	.00
FUND/SCC-3009920 BOYS TRACK - SHS							
3009920	BOYS TRACK - SHS	21,500.00	2,249.00	3,708.00	5,479.00	12,313.00	42.73
FUND/SCC-3009921 GIRLS TRACK - SHS							
3009921	GIRLS TRACK - SHS	8,800.00	.00	33.00	.00	8,767.00	.38
FUND/SCC-3009922 MD VOCATIONAL TRAIN -SHS							
3009922	MD VOCATIONAL TRAIN	12,298.81	1,553.57	2,500.00	7,996.52	1,802.29	85.35
FUND/SCC-3009923 ENGINEERING CLUB - HS							
3009923	ENGINEERING CLUB -	5,267.08	.00	.00	.00	5,267.08	.00
FUND/SCC-3009924 DECA - SHS							
3009924	DECA - SHS	57,300.00	1,352.25	1,507.75	8,103.50	47,688.75	16.77
FUND/SCC-3009928 OHIO CAREER ASSOC - SHS							
3009928	OHIO CAREER ASSOC -	3,765.56	.00	.00	.00	3,765.56	.00
FUND/SCC-3009929 FCCLA - SHS							
3009929	FCCLA - SHS	2,050.00	.00	.00	.00	2,050.00	.00
FUND/SCC-3009930 DANCE TEAM - SHS							
3009930	DANCE TEAM - SHS	8,038.36	8.00	233.00	422.00	7,383.36	8.15
FUND/SCC-3009934 GIRLS SOCCER - SHS							
3009934	GIRLS SOCCER - SHS	4,166.06	.00	22.00	.00	4,144.06	.53
FUND/SCC-3009935 ORCHESTRA TRIP - SHS							
3009935	ORCHESTRA TRIP - SH	18,015.76	.00	.00	875.94	17,139.82	4.86
FUND/SCC-3009936 BOYS SOCCER - SHS							
3009936	BOYS SOCCER - SHS	3,882.60	.00	.00	300.00	3,582.60	7.73
FUND/SCC-3009937 VOCAL MUSIC - SHS							
3009937	VOCAL MUSIC - SHS	2,303.59	.00	.00	.00	2,303.59	.00
FUND/SCC-3009939 MUSICAL PRODUCTION - SHS							
3009939	MUSICAL PRODUCTION	25,800.00	75.00	5,684.66	440.34	19,675.00	23.74
FUND/SCC-3009941 GIRLS BASKETBALL - SHS							
3009941	GIRLS BASKETBALL -	10,000.00	22.00	.00	22.00	9,978.00	.22
FUND/SCC-3009946 BOYS BASKETBALL - SHS							
3009946	BOYS BASKETBALL - S	16,250.00	22.00	27.54	7,579.46	8,643.00	46.81
FUND/SCC-3009950 VOLLEYBALL - SHS							
3009950	VOLLEYBALL - SHS	12,000.00	.00	12.05	1,364.95	10,623.00	11.48
FUND/SCC-3009951 PROJECT SUPPORT - SHS							
3009951	PROJECT SUPPORT - S	3,602.95	.00	.00	.00	3,602.95	.00
FUND/SCC-3009955 GIRLS TENNIS - SHS							
3009955	GIRLS TENNIS - SHS	9,100.00	.00	58.00	22.00	9,020.00	.88
FUND/SCC-3009956 BOYS TENNIS - SHS							
3009956	BOYS TENNIS - SHS	2,156.29	.00	22.00	.00	2,134.29	1.02
FUND/SCC-3009960 SWIM TEAM - SHS							
3009960	SWIM TEAM - SHS	2,668.39	22.00	.00	22.00	2,646.39	.82
FUND/SCC-3009965 ICE HOCKEY - SHS							
3009965	ICE HOCKEY - SHS	800.16	.00	.00	.00	800.16	.00
FUND/SCC-3009967 LANTERN - SHS							

SELECTION CRITERIA: ALL
ACCOUNTING PERIOD: 10/21

SORTED BY: FUND/SCC
TOTALED ON:
PAGE BREAKS ON:

FUND/SCC	- - - - - TITLE - - - - -	BUDGET	PERIOD EXPENDITURES	ENCUMBRANCES OUTSTANDING	YEAR TO DATE EXP	AVAILABLE BALANCE	YTD/ BUD
3009967	LANTERN - SHS	11,542.88	650.00	65.00	650.00	10,827.88	6.19
FUND/SCC-3009968 STROHIGAN - SHS							
3009968	STROHIGAN - SHS	15,500.00	.00	.00	520.24	14,979.76	3.36
FUND/SCC-3009970 BASEBALL - SHS							
3009970	BASEBALL - SHS	28,865.05	.00	4,033.00	.00	24,832.05	13.97
FUND/SCC-3009971 SOFTBALL- SHS							
3009971	SOFTBALL- SHS	9,656.46	.00	33.00	4,999.04	4,624.42	52.11
FUND/SCC-3009972 GIRLS CROSS COUNTRY - SHS							
3009972	GIRLS CROSS COUNTRY	14,644.95	.00	1.05	715.31	13,928.59	4.89
FUND/SCC-3009975 BOYS CROSS COUNTRY - SHS							
3009975	BOYS CROSS COUNTRY	17,148.41	.00	22.00	.00	17,126.41	.13
FUND/SCC-3009976 BOYS GOLF - HS							
3009976	BOYS GOLF - HS	13,217.00	.00	.00	.00	13,217.00	.00
FUND/SCC-3009980 GYMNASTICS - SHS							
3009980	GYMNASTICS - SHS	1,685.83	2.40	.00	2.40	1,683.43	.14
FUND/SCC-3009985 GIRLS GOLF - SHS							
3009985	GIRLS GOLF - SHS	4,861.05	.00	.00	33.00	4,828.05	.68
FUND/SCC-3009990 ATHLETIC TRAINER - SHS							
3009990	ATHLETIC TRAINER -	5,120.91	.00	394.45	405.00	4,321.46	15.61
FUND/SCC-3009992 FALL CHEERLEADING - SHS							
3009992	FALL CHEERLEADING -	138.02	.00	.00	.00	138.02	.00
FUND/SCC-3009996 WINTER CHEERLEADING - SHS							
3009996	WINTER CHEERLEADING	24,500.00	1,700.00	4,506.00	3,047.41	16,946.59	30.83
FUND/SCC-4019020 AUX SERV FY20 ST JOSEPH							
4019020	AUX SERV FY20 ST JO	40,070.44	.00	.00	40,070.44	.00	100.00
FUND/SCC-4019021 AUX SERV FY21 ST JOSEPH							
4019021	AUX SERV FY21 ST JO	528,378.30	75,441.31	98,734.95	393,382.02	36,261.33	93.14
FUND/SCC-4519021 OH K-12 CONNECTIVITY FY21							
4519021	OH K-12 CONNECTIVIT	12,600.00	.00	.00	12,600.00	.00	100.00
FUND/SCC-4679020 STUDENT WELLNESS & SUCCES							
4679020	STUDENT WELLNESS &	236,822.25	16,368.22	69,337.93	133,167.93	34,316.39	85.51
FUND/SCC-4999020 PARENT MENTOR FY20							
4999020	PARENT MENTOR FY20	2,113.74	.00	.00	2,113.74	.00	100.00
FUND/SCC-4999021 PARENT MENTOR FY21							
4999021	PARENT MENTOR FY21	25,000.00	2,083.18	.00	18,748.62	6,251.38	74.99
FUND/SCC-4999121 SCHOOL BUS PROGRAM FY21							
4999121	SCHOOL BUS PROGRAM	7,197.13	.00	7,197.13	.00	.00	100.00
FUND/SCC-5079021 CARES ACT / ESSER FY21							
5079021	CARES ACT / ESSER F	407,127.70	1,236.58	1,000.00	400,087.45	6,040.25	98.52
FUND/SCC-5109021 CORONAVIRUS RELIEF FY21							
5109021	CORONAVIRUS RELIEF	285,380.71	.00	.00	285,380.71	.00	100.00
FUND/SCC-5109121 BROADBAND OH CONNECT FY21							
5109121	BROADBAND OH CONNEC	21,205.26	714.48	.00	21,205.26	.00	100.00
FUND/SCC-5169020 IDEA-B FY20							
5169020	IDEA-B FY20	137,876.04	.00	.00	137,876.04	.00	100.00
FUND/SCC-5169021 IDEA-B FY21							

SELECTION CRITERIA: ALL
ACCOUNTING PERIOD: 10/21

SORTED BY: FUND/SCC
TOTALED ON:
PAGE BREAKS ON:

FUND/SCC	- - - - - TITLE - - - - -	BUDGET	PERIOD EXPENDITURES	ENCUMBRANCES OUTSTANDING	YEAR TO DATE EXP	AVAILABLE BALANCE	YTD/ BUD
5169021	IDEA-B FY21	1,327,658.72	104,174.66	11,895.88	893,548.97	422,213.87	68.20
FUND/SCC-5169121 PARENT MENTOR SUP. FY21							
5169121	PARENT MENTOR SUP.	2,000.00	743.11	1,253.43	743.11	3.46	99.83
FUND/SCC-5519020 TITLE III LEP FY20							
5519020	TITLE III LEP FY20	12,017.06	.00	.00	12,017.06	.00	100.00
FUND/SCC-5519021 TITLE III LEP FY21							
5519021	TITLE III LEP FY21	65,171.55	3,512.16	33,312.88	21,349.80	10,508.87	83.88
FUND/SCC-5729020 TITLE I FY20							
5729020	TITLE I FY20	29,547.80	.00	.00	29,547.80	.00	100.00
FUND/SCC-5729021 TITLE I FY21							
5729021	TITLE I FY21	668,592.69	41,358.34	19,723.44	343,957.79	304,911.46	54.40
FUND/SCC-5729121 TITLE I EOEC FY21							
5729121	TITLE I EOEC FY21	11,786.57	.00	.00	.00	11,786.57	.00
FUND/SCC-5879020 EARLY CHILD SPED FY20							
5879020	EARLY CHILD SPED FY	5,114.35	.00	.00	5,114.35	.00	100.00
FUND/SCC-5879021 EARLY CHILD SPED FY21							
5879021	EARLY CHILD SPED FY	27,067.41	2,338.02	.00	19,923.89	7,143.52	73.61
FUND/SCC-5879120 6B PREK RESTORATION FY20							
5879120	6B PREK RESTORATION	1,397.94	.00	.00	1,397.94	.00	100.00
FUND/SCC-5879121 6B PREK RESTORATION FY21							
5879121	6B PREK RESTORATION	38.68	.00	38.68	.00	.00	100.00
FUND/SCC-5909020 TITLE II-A FY20							
5909020	TITLE II-A FY20	6,564.85	.00	.00	6,564.85	.00	100.00
FUND/SCC-5909021 TITLE II-A FY21							
5909021	TITLE II-A FY21	197,348.65	177.00	.00	74,267.58	123,081.07	37.63
FUND/SCC-5999020 TITLE IV-A FY20							
5999020	TITLE IV-A FY20	4,083.15	.00	.00	4,083.15	.00	100.00
FUND/SCC-5999021 TITLE IV-A FY21							
5999021	TITLE IV-A FY21	65,500.69	.00	16,878.00	8,154.98	40,467.71	38.22
FUND/SCC-5999120 STRIVING READERS LIT FY20							
5999120	STRIVING READERS LI	197,034.45	.00	.00	197,034.45	.00	100.00
FUND/SCC-5999121 STRIVING READERS LIT FY21							
5999121	STRIVING READERS LI	371,650.72	29,218.35	.00	206,315.64	165,335.08	55.51
FUND/SCC-5999221 LSTA-CARES ACT MINI FY21							
5999221	LSTA-CARES ACT MINI	3,000.00	6.03	.00	3,000.00	.00	100.00
TOTAL REPORT		108,821,224.51	7,530,577.88	5,154,210.08	81,637,968.42	22,029,046.01	79.76