





























<p>M</p>	<p>Phonics Learning challenge: to be able to use all the taught sounds effectively when reading & spelling</p> <p>Today we are focusing on revising all taught sounds</p> <p>Choose an online game from the following website -</p> <p>http://uk.ixl.com/english/Phonological_awareness - year 2 activities</p> <p>Select one of the track games to print and play at home with your family – week 7</p> <p>Phonic games</p>	<p>English Learning challenge: To talk about the changes that took place after London was rebuilt.</p> <p>Success Criteria I can discuss with a grown up how London has changed since 1666. I can talk about the changes that have taken place.</p> <p>Click on the link entitled 'How London rebuilt after the Great Fire Museum of London</p> <p>On your purple Mash account under '2write' can you record your answers in full sentences?</p> <p>How has London changed since 1666?</p>	<p>Maths</p> <p>Putting your maths knowledge to the test!!</p> <p>Click on the links below to explore the different maths games. Using all of the skills you have learnt throughout your time at Pound Hill.</p> <p>You choose:</p> <p></p> <p>Or</p> <p></p> <p>Or</p> <p></p> <p>Or</p> <p></p>	<p>Art Learning challenge: To draw as a way of recording experiences & feelings</p> <p>Create a piece of art using any medium that you enjoy to capture how you have felt about school this year.</p> <p>It could capture an emotion you have felt this year.</p> <p>It could capture an activity you have enjoyed this year.</p> <p>It could celebrate your successes.</p> <p>It could capture your friendships</p> <p>... you choose ...</p> <p></p> <p></p>	<p>Reading</p> <p>Reading via Bug Club or your allocated reading book(s).</p> <p></p> <p>Click here for Bug Club Login</p>	<p>PE- continued – two week cycle Learning challenge: To be able to move creatively in different ways.</p> <p>Success Criteria: I can travel like an animal in the woods. I can curl up into a small ball and then move imaginatively.</p> <p>Warm up- stretch out your arms and legs before carrying out the following challenges.</p> <p>Can you reach up to the sky as if you were collecting fruit from the trees? Try and stretch out wide as far as you can pushing your knees up from the ground.</p> <p></p> <p>Put a sock onto your back. Try and retrieve it using one hand from behind. Challenge yourself each time.</p> <p></p> <p>Can you lift one hand up touching the ceiling whilst your foot balances your body on the floor? See the example in the picture shown below</p> <p></p>
----------	---	--	--	--	--	---

T	<p>Phonics</p> <p>Learning challenge: to be able to use all the taught sounds effectively when reading & spelling</p> <p>Today we are focusing on revising all taught sounds</p> <p>Choose an online game from the following website -</p> <p>http://uk.ixl.com/english/spelling - year 2 activities</p> <p>Select one of the track games to print and play at home with your family – week 7</p> <p>Phonic games</p>	<p>English</p> <p>Learning challenge: To begin to design and recreate London after the Great Fire of London</p> <p>Task Think about the Great Fire of London and how it has affected so many lives.</p> <p>Click on the link: Great Fire: The grid system for London that never happened - BBC News</p> <p>Look carefully at the plans of London. What would you have done differently? What should London have in it?</p> <p>Why is the Monument significant to London today?</p> <p>Task Draw how you wish London to look today since 1666. What means of transport will we see? How will people travel from A to B?</p> <p>Upload a photo of your drawing onto your Purple Mash account.</p>	<p>Maths</p> <p>Putting your maths knowledge to the test!!</p> <p>Click on the links below to explore the different maths games. Using all of the skills you have learnt throughout your time at Pound Hill.</p> <p>You choose:</p> <p></p> <p>Or</p> <p></p> <p>Or</p> <p></p> <p>Or</p> <p></p>	<p>Music</p> <p>Learning objectives: To begin to develop an understanding of the history and context of music (I can show some understanding of how to recognise music from different points in history & I know why some music may have been composed & performed.)</p> <p>Success criteria: talk about the pulse in a piece of music so that I can show my understanding of what it is talk about the rhythm in a piece of music so that I can show my understanding of what it is</p> <p>Task Recap the song 'London's Burning' https://www.youtube.com/watch?v=zrA6Y4c9io&safe=active Challenge your child to talk about the song – Can they explain what this song is about? How is the song sung? Can you add actions to this?</p> <p>*Explain to your child that they are going to be learning the song 'London's Burning'. The tune to London's Burning was composed before 1666. It was composed in 1544 and was originally used to sing about a fire that happened in the Capital city of Scotland – Edinburgh. The words were changed after The Great Fire of London to be about London. See song words to learn entitled 'Music London's Burning song words'</p>	<p>Reading</p> <p>Reading via Bug Club or your allocated reading book(s).</p> <p></p> <p>Click here for Bug Club Login</p>	<p>PE</p> <p>Click on cosmic yoga. Use this session to support your mindfulness. Kids Yoga! Fire Element! - YouTube</p> <p>Make sure that you drink plenty of water and are wearing appropriate clothing and footwear.</p>
---	---	---	--	---	--	---

<p>W</p>	<p>Phonics Learning challenge: to be able to use all the taught sounds effectively when reading & spelling</p> <p>Today we are focusing on revising all taught sounds</p> <p>Choose an online game from the following website -</p> <p>http://uk.ixl.com/english/word-analysis - year 2 activities</p> <p>Select one of the track games to print and play at home with your family – week 7</p> <p>Phonic games</p>	<p>English Learning challenge: To write a thank you letter.</p> <p>Success Criteria I can write a thank you letter to say thank you to a teacher or teachers of my choice. I can write dear/to. I can give reasons why I am thankful I can end my letter with a 'see you soon' 'love from'.</p> <p>Task Can you write a thank you letter to thank someone in the school for supporting you this year? What might your letter say?</p> <p>Click on the template entitled 'Year 2 Wednesday thank you template'</p> 	<p>Maths</p> <p>Putting your maths knowledge to the test!!</p> <p>Click on the links below to explore the different maths games. Using all of the skills you have learnt throughout your time at Pound Hill.</p> <p>You choose:</p> <p>MATHSFRAME</p> <p>Or</p> <p>Topmarks</p> <p>Or</p> <p>Bitesize</p> <p>Or</p> <p>MyMaths.co.uk</p>	<p>Reading</p> <p>Reading via Bug Club or your allocated reading book(s).</p>  <p>Click here for Bug Club Login</p>	<p>Computing Learning Objectives: Use logical reasoning to predict the behaviour of simple programs and to control the nature of events using simple commands.</p> <p>Remember to: To think about commands one at a time to control direction and movement, including more complex commands.</p> <p>Continue to think about which character you would like to control and what you want it to do.</p> <p>Use the rhythm of the music to choose your movements.</p> <p>Task Today we are continuing to think coding in computer science. Log onto Code.org and select the course 'Dance Party 19' on your dashboard.</p> <p>Continue working your way through the dance party levels, remembering to think about the rhythm of the music as well as the movements.</p> <p>If you cannot remember your code.org login details please contact your class teacher via the year2 email.</p> 	<p>Story Time</p> <p>Please share one of your favourite books with an adult, or visit https://home.oxfordowl.co.uk/reading/free-ebooks/ and choose a story you have not heard before</p>
----------	---	--	---	---	--	---

Morning physical activity - <http://jumpstartionny.co.uk/>

TH	<p>Phonics</p> <p>Learning challenge: to be able to use all the taught sounds effectively when reading & spelling</p> <p>Today we are focusing on revising all taught sounds</p> <p>Choose an online game from the following website -</p> <p>Phase 3 phonics - KS1 English - BBC Bitesize - good practice of phase 3 sounds (sh, ch, zz ...)</p> <p>Select one of the track games to print and play at home with your family – week 7</p> <p>Phonic games</p>	<p>English</p> <p>Learning challenge: To publish a thank you card.</p> <p>Success Criteria: I can publish my thank you card onto my Purple Mash account. I can list reasons why I am thankful. I can begin my sentence using a capital letter and finish it using a full stop.</p> <p>Task Click onto your Purple Mash account. On the '2do tab' the task entitled 'Blank thank you' card has been chosen.</p> <p>Can you rewrite your thank you letter from yesterday into the card format? Remember to check your spellings. See document entitled 'Thursday, English year 2 common exception word mat'.</p>	<p>Maths</p> <p>Putting your maths knowledge to the test!!</p> <p>Click on the links below to explore the different maths games. Using all of the skills you have learnt throughout your time at Pound Hill.</p> <p>You choose:</p> <p></p> <p>Or</p> <p></p> <p>Or</p> <p></p> <p>Or</p> <p></p>	<p>Reading</p> <p>Reading via Bug Club or your allocated reading book(s).</p> <p> Bug Club</p> <p>Click here for Bug Club Login</p> <p>Handwriting</p> <p>Learning objective: To be able to form the ascenders and descenders in a word correctly.</p> <p>Can you practice forming these words?</p> <p>great, door floor, poor Find, kind, mind</p>	<p>Grammar</p> <p>Learning objective To understand the suffix 'ing' To recap and revise the associated rules in adding the suffix, doubling the consonant or dropping the 'e'</p> <p>Task I know that each word has a different ending before we add the word suffix ending of 'ing'.</p> <p>Rules:</p> <ul style="list-style-type: none"> -dropping e and adding ing -doubling consonant after the vowel in a root word. -if a word ends in 'e' keep the 'e' if the suffix begins with a consonant. <p>Watch the clip Adding the suffixes -ed and -ing - Y1 - P2 - English - Home learning with BBC Bitesize - BBC Bitesize</p> <p>Scroll down on the website and together complete the activities onto paper.</p>	
----	---	---	--	---	---	--

F	<p>Phonics</p> <p>Learning challenge: to be able to use all the taught sounds effectively when reading & spelling</p> <p>Today we are focusing on revising all taught sounds</p> <p>Choose an online game from the following website -</p> <p>http://jumpstart10mvy.co.uk/</p> <p>Letters and Sounds, English Games for 5-7 Years - Topmarks - phonics practice games to reinforce taught phonics</p> <p>Select one of the track games to print and play at home with your family – week 7</p> <p>Phonic games</p>	<p>English</p> <p>Learning Objective: To write a goal you wish to achieve next year.</p> <p>Success Criteria: I can think about how I want to improve one thing for next year. I can either write or draw about this.</p> <p>Please see resource entitled: Friday English all about me</p> <p>Can you think about all the different things that you would want your new class teacher to know about you?</p>	<p>Maths</p> <p>Putting your maths knowledge to the test!!</p> <p>Click on the links below to explore the different maths games. Using all of the skills you have learnt throughout your time at Pound Hill.</p> <p>You choose:</p> <p></p> <p>Or</p> <p></p> <p>Or</p> <p></p> <p>Or</p> <p></p>	<p>Reading</p> <p>Click on the link to access an online book around the Great Fire of London</p> <p>Charlie and the Great Fire of London, story and audio book on Storyplay'r. (storyplayr.com)</p>	<p>Mindfulness</p> <p>Learning objectives: To be able to reflect ton the year you have had through calming mindfulness.</p> <p>Mindfulness Meditation for Kids BREATHING EXERCISE Guided Meditation for Children - YouTube</p>	<p>FAMILY TIME!</p> <p>Feel good Friday</p> <p>Go to our Wellbeing and Nurture web page.</p> <p>Click on this link to access it and choose an activity that best supports your Friday afternoon.</p> <p>Have a wonderful weekend, love the Year 2 Team.</p> 
---	--	---	--	--	--	---