


















M	<p>Phonics – Common words</p> <p>Learning challenge –to be able to read the common words by sight.</p> <p>Create your own common word snap game. Cut some paper up into squares and write one common word onto each square. Duplicate this on another set of paper cut into squares (you should have two sets of the common words we have learnt so far). Now have a go at playing SNAP!</p> <p>These are a list of common words we have learnt so far: a, is, I, the, of, for, are, was, all, come, some, to, go, me, we, she, he, we, be, they</p>  <p>Remember: Common words can only be read by sight.</p> <p>If you find certain common words tricky to read, play the game again using the words you find trickier to read.</p>	<p>English</p> <p>Learning challenge - To think about what we should do with the animals?</p> <p>Over the last two weeks we have built some lovely enclosures for the animals in the rainforest. The animals were sad about people cutting down their trees and they didn't have any food.</p> <p>But now we need to decide whether the animals should go back to the rainforest or if we should keep them in an enclosure?</p> <p>Have a discussion with your grown about both of the options and then write down your answer. Don't forget to write down why you have chosen that answer.</p> <p>Remember:</p> <ul style="list-style-type: none"> To think about both options first and look at the positives and the negatives. To write down what your answer is and to write down why you have chosen that answer. When writing, think about the sounds that you can hear in each word. To think about your common word spellings if you need them. 	<p>Maths – odd and even numbers</p> <p>Learning challenge: to sort numbers into odd and even.</p> <p>Today we are going to think about odd numbers and even numbers.</p> <p>If you can watch the video in the link below: https://www.bbc.co.uk/bitesize/topics/zknsngk7/articles/zt4j16f</p> <p>In the video it tells us that even numbers can always be shared fairly between 2 and will end in a 0,2,4,6,8. Odd numbers cannot be shared fairly between 2 groups and will end in a 1, 3, 5, 7, or 9.</p> <p>Have a go at making some number cards to 20 and seeing if you can sort them into odd or even numbers.</p>  <p>Remember:</p> <ul style="list-style-type: none"> You can count objects if that will help you with your sorting. Think about if your number can be shared fairly between 2 groups. What does your number end with? 	<p>Reading</p> <p>Reading via Bug Club or your allocated reading book(s).</p>  <p>Click here for Bug Club Login</p>	<p>Computing</p> <p>Learning challenge: To be able to draw and explain what you would like to get better at in year 1.</p> <p>Think about what you would like to get better at in year 1. Talk to a grown-up about your ideas.</p> <p>Have a go at logging onto to purple mash and in the '2do' section select the activity to draw what you would like to get better at in year 1.</p>  <p>Remember:</p> <ul style="list-style-type: none"> Always let a grown up know what you are doing when using the internet. Think carefully about what you would like to get better at and how you might achieve this. 	<p>PE –</p> <p>Learning challenge – Thinking about the Olympics!</p> <p>Do you know what the Olympics is? If you are not sure, have a look with your grown up to find out more.</p> <p>Using the PowerPoint T6Wk7 Weekly PE PowerPoint work your way through the different physical challenges set for you by Team GB!</p> <p>Task: Please complete:</p> <ul style="list-style-type: none"> Balancing High Knee Marching Side Step Star Jumps <p><i>If you don't have the specific resources for this, please improvise and use anything you can around the house.</i></p> <p>Story Time</p> <p>Please share one of your favourite books with an adult, or visit https://www.bbc.co.uk/iplayer/episodes/b00jdlm2/cbeebies-bedtime-stories and choose a story you have not heard before.</p>
---	--	---	--	---	--	--

T	<p style="text-align: center;">Morning physical activity - http://jumpstartjonny.co.uk/</p> <p>Phonics – reading and spelling. Learning challenge – to be able to read the word and then write it independently.</p> <p>Ask you grown up to write a word without you looking. Now have a look at the word and see if you can sound it out in your head and then say the word aloud. Once you have read the word, ask your grown up to hide the word again and write the word down.</p> <p>Words to read and spell: rush, polish, chat, thump, clock, squint, lung</p> <p>Once you have written the word, remember to always read the word to check you have included all the sounds in your writing.</p> <p>Remember:</p> <ul style="list-style-type: none"> • Hold your pencil correctly to help form your letters correctly. • To say the sounds aloud when writing the word. • To read the word after you have written the word. • Remember words might include diagraphs – these are two letters that make one sound. 	<p style="text-align: center;">Break</p> <p>English Learning challenge - To think back over the year at something you have enjoyed.</p> <p>We have come to the very last week of term and what a great year it has been.</p> <p>Can you have a think back to all of the things you have enjoyed over the past year? What was your favourite topic? What was your favourite thing to do? Who did you enjoy spending your time with?</p> <p>Can you have a go at writing a speech bubble from yourself about something you have enjoyed this year? Then you could draw a picture of yourself to show that the speech bubble is coming from you.</p> <p>Remember:</p> <ul style="list-style-type: none"> • To think about what you have enjoyed this year. • To think about something that you have enjoyed. • When writing, think about the sounds that you can hear in each word. • To think about your common word spellings if you need them. 	<p style="text-align: center;">Break</p> <p>Maths – what have you enjoyed Learning challenge: to think about your favourite thing you have learnt about in maths.</p> <p>This year we have learnt so many different things in maths, it has been fantastic! Have a think about some of your favourite things that you have enjoyed learning about in maths. Why did you like learning about this? Have a go at creating a poster showing some things that you have really enjoyed. You might have like learning about numbers, shapes, measuring.</p>  <p>Remember:</p> <ul style="list-style-type: none"> • Think about how you want to record your favourite things. • Use a mixture or drawing and writing numbers 	<p style="text-align: center;">Break</p> <p>Reading</p> <p>Reading via Bug Club or your allocated reading book(s).</p>  <p>Click here for Bug Club Login</p>	<p style="text-align: center;">Lunch break</p> <p>Art Learning challenges – using mixed media to create a picture that shows all the things that you like.</p> <p>Using materials you have available in your house, create a picture that shows all the things that you like for your teacher in year 1. Your picture might include your favourite colour, your favourite food, your favourite hobby e.g. football, your favourite book, your favourite movie, etc.</p>  <p>Remember:</p> <ul style="list-style-type: none"> • - To think about your ideas first so you can collect the materials you need for your art. 	<p>PE – Learning challenge – Thinking about the Olympics!</p> <p>Using the PowerPoint T6Wk7 Weekly PE PowerPoint work your way through the different physical challenges set for you by Team GB!</p> <p>Task: Please complete:</p> <ul style="list-style-type: none"> • Jogging • Leaping • Jumping for Height <p><i>If you don't have the specific resources for this, please improvise and use anything you can around the house.</i></p> <p>Story Time Please share one of your favourite books with an adult, or visit https://www.bbc.co.uk/iplayer/episodes/b00jdlm2/cbeebies-bedtime-stories and choose a story you have not heard before.</p>
---	---	---	--	---	---	--

<p>W</p>	<p style="writing-mode: vertical-rl; transform: rotate(180deg);">Morning physical activity - http://jumpstartjonny.co.uk/</p> <p>Phonics – sound swap for nonsense words.</p> <p>Learning challenge – to be able to recognise a sound that needs to be swapped or removed to make a non-sense word.</p> <p>Non-sense words are words that are made up – they are ‘not real/fake’ words.</p> <p>Using letter cards or writing sounds on individual paper – have a go at building the first word, then use this word to either swap or remove a sound to make a new word.</p> <p>e.g. I want to change the word cat > mat (I would need to change the ‘c’ sound into a ‘m’ sound).</p> <p>Words for sound swap: shuck > chuck > chick > thish > thid > thud > shud > ship > shing</p> <p>Remember: Say the word slowly to listen to the sounds in order to identify which sound needs to be swapped or removed to make a new word.</p>	<p style="writing-mode: vertical-rl; transform: rotate(180deg);">Break</p> <p>English</p> <p>Learning challenge: To think back over the year at something you have enjoyed.</p> <p>Have a think back over the year and all of the different topics we have covered:</p> <ul style="list-style-type: none"> • Elmer and Naughty Bus • Mother Goose • Superheroes and Villains • Real Life Superheroes • Under the Sea • Animal Adventure <p>Can you choose your favourite one and write about why it is your favourite.</p> <p>You could always draw a picture too of something that you liked.</p> <p>Remember:</p> <ul style="list-style-type: none"> • To think about what topic you have enjoyed the most this year. • When writing, think about the sounds that you can hear in each word. • To think about your common word spellings if you need them. • To then draw a picture to show something you liked too. 	<p style="writing-mode: vertical-rl; transform: rotate(180deg);">Break</p> <p>Maths: repeating pattern game</p> <p>Learning challenge: to find the correct shape to continue the repeating pattern.</p> <p>Click on the link below to have a go at playing this repeating pattern game. You need to look carefully at the pattern and then click on the shape that you think will come next in the pattern.</p> <p>https://www.topmarks.co.uk/ordering-and-sequencing/shape-patterns</p> <p>You could even have a go at creating your own repeating patterns at home using different objects you might have.</p>  <p>Remember:</p> <ul style="list-style-type: none"> • Look carefully at the shapes to see what is next. • Look at the shape and the colour to check you have found the correct one. 	<p style="writing-mode: vertical-rl; transform: rotate(180deg);">Break</p> <p>Reading</p> <p>Reading via Bug Club or your allocated reading book(s).</p>  <p>Click here for Bug Club Login</p>	<p style="writing-mode: vertical-rl; transform: rotate(180deg);">Lunch break</p> <p>Art</p> <p>Learning challenges – to create a card or a picture for your new teacher in year.</p> <p>Using resources and materials you have available in your house to create a picture or a card for your new teacher in year 1.</p> <p>Remember to include a message to your new year 1 teacher. What will you write?</p>  <p>Remember:</p> <ul style="list-style-type: none"> • Take your time when thinking of your ideas and drawing. 	<p>PE –</p> <p>Learning challenge – Thinking about the Olympics!</p> <p>Using the PowerPoint T6Wk7 Weekly PE PowerPoint work your way through the different physical challenges set for you by Team GB!</p> <p>Task: Please complete:</p> <ul style="list-style-type: none"> • Standing Long Jump • Travelling Backwards • Travelling Over an Object. <p><i>If you don't have the specific resources for this, please improvise and use anything you can around the house.</i></p> <p>Story Time</p> <p>Please share one of your favourite books with an adult, or visit https://www.bbc.co.uk/iplayer/episodes/b00jdlm2/cbeebies-bedtime-stories and choose a story you have not heard before.</p>
----------	--	--	---	---	---	---

TH	<p style="writing-mode: vertical-rl; transform: rotate(180deg);">Morning physical activity - http://jumpstartjonny.co.uk/</p> <p>Phonics – dictation</p> <p>Learning challenge – to be able to independently write the words and sentences.</p> <p>Have a look at the powerpoint ‘WK7 Thursday Phonics-dictation’. Click on the audio button to hear the word or the sentence and have a go at independently writing the sentence.</p> <p>Remember:</p> <ul style="list-style-type: none"> To hold your pencil correctly and form your letters correctly. To listen carefully to hear all the sounds. Remember to say the words slowly to hear all the sounds. Read back your writing to check you have included all the sounds. 	<p style="writing-mode: vertical-rl; transform: rotate(180deg);">Break</p> <p>English</p> <p>Learning challenge: To think of any questions you might want to find out about your next class in Year One.</p> <p>Now you have spent a long time in Reception, you are experts about it. But soon, you will be moving into Year One, which might be a bit new for you.</p> <p>Do you have any questions or things that you would like to find out about Year One?</p> <p>Why don't you have a go at writing some of them down, so that you can ask your new teacher them when you come back to school in September?</p> <p>Don't forget, when writing questions, you need to use a question mark → ?.</p> <p>Remember:</p> <ul style="list-style-type: none"> To think carefully about what sensible questions you need to ask. To think about the sounds you need for each word when writing them down. To think about your common word spellings if you need them. 	<p style="writing-mode: vertical-rl; transform: rotate(180deg);">Break</p> <p>Maths – ordering numbers game</p> <p>Learning challenge: to order non consecutive numbers from 1-20</p> <p>Click on the link below to access today's game. https://www.topmarks.co.uk/Flash.aspx?f=HigherAndLower</p> <p>In this game you need to choose numbers 1-20 and then it will give you some number cards to put in the right order from the lowest to the highest.</p>  <p>Remember:</p> <ul style="list-style-type: none"> Look at the numbers carefully when you are ordering. Make sure that you know what each number is before you start ordering. 	<p style="writing-mode: vertical-rl; transform: rotate(180deg);">Break</p> <p>Reading</p> <p>Reading via Bug Club or your allocated reading book(s).</p>  <p>Click here for Bug Club Login</p>	<p style="writing-mode: vertical-rl; transform: rotate(180deg);">Lunch break</p> <p>Understanding of the World / Spoken Language</p> <p>Learning challenge – to be able to add explanation to your thoughts and ideas.</p> <p>Question of the day: What have you enjoyed the most in Reception and why?</p> 	<p>PE –</p> <p>Learning challenge – Thinking about the Olympics!</p> <p>Using the PowerPoint T6Wk7 Weekly PE PowerPoint work your way through the different physical challenges set for you by Team GB!</p> <p>Task: Please complete:</p> <ul style="list-style-type: none"> Bounce and Catch Dribbling with a Large Ball Pushing Using a Bat Throwing at a Target <p><i>If you don't have the specific resources for this, please improvise and use anything you can around the house.</i></p> <p>Story Time</p> <p>Please share one of your favourite books with an adult, or visit https://www.bbc.co.uk/iplayer/episodes/b00jdlm2/cbeebies-bedtime-stories and choose a story you have not heard before.</p>
----	---	---	--	--	--	---

<p>F</p>	<p style="writing-mode: vertical-rl; transform: rotate(180deg);">Morning physical activity - http://jumpstartjonny.co.uk/</p> <p>Phonics – word reading game</p> <p>Learning challenge – to be able to independently segment and blend words.</p> <p>Today we will be playing ‘Help the hedgehog’ game. Click on the link to play the game https://www.ictgames.com/mobilePage/helpAHedgehog/index.html</p> <p>Select the option ‘Phase 3 sh ch th ng’ – Can you have a go at reading as many words in 90 seconds before the sand timer runs out?</p>  <p>Remember:</p> <ul style="list-style-type: none"> - Words will include two letters that make one sound e.g. shop – we read this as sh-o-p. The ‘sh’ sound has two letters but it only makes one sound. - If you want to challenge yourself even further – have a go at reading the words in phase 3 – CCVC/CVCC words or even as a grown up to write their own words for you to read. <p>Happy Reading!</p>	<p style="writing-mode: vertical-rl; transform: rotate(180deg);">Break</p> <p>English</p> <p>Learning challenge: To create an ‘All About Me’ poster for your next teacher.</p> <p>Have a think about yourself and all of the things you like. Your favourite food, favourite colour and your favourite subject at school.</p> <p>Can you have a go at creating an ‘All About Me’ poster for your next teacher?</p> <p>Draw a picture of you in the middle of the page and then write around your picture all of your favourite things.</p> <p>Don’t forget to include your name too so they know who the poster is about.</p> <p>Remember:</p> <ul style="list-style-type: none"> • To think carefully about all of your favourite things. • To draw a picture of yourself in the middle and write your name first. • To think about the sounds you need for each word when writing them down. • To think about your common word spellings if you need them. 	<p style="writing-mode: vertical-rl; transform: rotate(180deg);">Break</p> <p>Maths – comparing size game</p> <p>Learning challenge: to compare the sizes of different objects and animals</p> <p>Use the link below to access today’s game. https://www.topmarks.co.uk/early-years/lets-compare</p> <p>You can choose whether you would like to use ‘at the beach’ or ‘animals’. It will then ask you questions to find the correct one e.g. which one is the shortest? Click on the correct answer.</p>  <p>Remember:</p> <ul style="list-style-type: none"> • Listen to the question carefully • Look carefully at the choices you have to check you are choosing the correct one. 	<p style="writing-mode: vertical-rl; transform: rotate(180deg);">Break</p> <p>Reading</p> <p>Reading via Bug Club or your allocated reading book(s).</p>  <p>Click here for Bug Club Login</p>	<p style="writing-mode: vertical-rl; transform: rotate(180deg);">Lunch break</p> <p>Feel Good Friday and Time to Shine!</p> <p>Spend some time together talking about all of the activities you have done during the week. What did you enjoy the most? What area do you want to get better at next week?</p> <p>TIME TO SHINE – Please share your creations and activities via purple mash.</p>  <p>Please remember that you can follow us at : https://twitter.com/PHInfants You can also follow our Reception Twitter page @PHIARception</p> <p>Once you have done this, think of your own Feel Good Friday activity. This could be:</p> <ul style="list-style-type: none"> - Something creative - Going on a walk - Having a treat (snack) - Watching a film / favourite show <p>We have had a wonderful year with all of the children in Reception and we hope you have a brilliant summer holidays. Stay safe and we will see you in September. 😊</p>
----------	--	---	---	--	--