







<p>M</p>	<p style="writing-mode: vertical-rl; transform: rotate(180deg);">Morning physical activity - http://jumpstartjonny.co.uk/</p> <p>Phonics – Symbol search Learning challenge –to be able to recognise identify and write sounds independently.</p> <p>Have a look at 'WK6 Monday Phonics' powerpoint. Ask your grown up to say a sound, you have to find the found and write the sound. Can you have a go at focusing on the diagraphs (two letters that make one sound)?</p> <table border="1" data-bbox="331 707 551 831"> <tr><td>m</td><td>a</td><td>s</td><td>t</td></tr> <tr><td>i</td><td>n</td><td>o</td><td>p</td></tr> <tr><td>h</td><td>b</td><td>g</td><td>c</td></tr> <tr><td>d</td><td>f</td><td>v</td><td>k</td></tr> <tr><td>l</td><td>r</td><td>k</td><td>u</td></tr> <tr><td>j</td><td>w</td><td>z</td><td>x</td></tr> <tr><td>y</td><td>ff</td><td>ll</td><td>ss</td></tr> <tr><td>xx</td><td>gh</td><td>ch</td><td>hh</td></tr> <tr><td>ng</td><td>ck</td><td>wh</td><td>qu</td></tr> <tr><td>tch</td><td></td><td></td><td></td></tr> </table> <p>Remember:</p> <ul style="list-style-type: none"> Say the sounds clearly. To hold your pencil correctly. To form your letters correctly. To make sure you write the diagraphs the correct way round when writing. <p>Challenge: Can you write 3 words that include these sounds?</p>	m	a	s	t	i	n	o	p	h	b	g	c	d	f	v	k	l	r	k	u	j	w	z	x	y	ff	ll	ss	xx	gh	ch	hh	ng	ck	wh	qu	tch				<p>English – Why is deforestation happening? Learning challenge – to understand what palm oil is.</p> <p>Please re-cap the video below of the story 'There's a Rang-Tan in my bedroom – by James Sellick'. https://www.youtube.com/watch?v=4DLRMu_3Gug Please only watch up to 'they are burning it for palm oil'. So, we have heard about deforestation and we have seen what is happening because of it, but we need to know why! The Orang-Utan in the story mentioned 'palm oil' so we need to find out what that is and why it is so important. Please look at the PowerPoint 'T6, Wk6 – Monday Literacy Palm Oil' and discuss what palm oil is and why it is used. Is there another option? What can we do to help? Have a go at thinking of a solution and create a poster! Remember:</p> <ul style="list-style-type: none"> Think about your idea first. Have a go at drawing some pictures to support your ideas. Have a go at writing some key words or captions to explain your idea. 	<p>Maths – number challenge Learning challenge – to write down everything you know about a number</p> <p>We have been learning so many different things about numbers and now we are going to show what number experts we are. This week we are going to choose different numbers and have a go at recording all the different things that we know about this number. Today our number is: 10</p> <p>What do you know about the number 10? Do you know any addition sentences that made 10? Do you know any subtraction number sentences where the answer is 10? What is one more than 10? What is one less than 10? Do you know any numbers that are bigger or smaller than 10? What else do you know?</p>  <p>Remember:</p> <ul style="list-style-type: none"> Think about the number you are trying to show You can record this in any way that you like e.g. a poster. 	<p>Reading</p> <p>Reading via Bug Club or your allocated reading book(s).</p>  <p>Bug Club</p> <p>Click here for Bug Club Login</p>	<p>Computing Learning challenge: To be able to draw and explain what your favourite part of Reception throughout the year.</p> <p>Think back on your year in Reception, what was your favourite part and why?</p> <p>Have a go at logging onto to purple mash and in the '2do' section select the activity to draw your favourite part of Reception and have a go at recording a message or typing why it was your favourite part.</p>  <p>Remember:</p> <ul style="list-style-type: none"> Always let a grown up know what you are doing when using the internet. Think carefully about what you have enjoyed and add explanation to add reasoning to your answer. 	<p>PE – Learning challenge – Thembi Walks the Tightrope.</p> <p>Task: Using your static balance skills from last week, where you were balancing on a line or a raised platform, can you have a go at moving carefully from side to side, whilst keeping your balance and staying on the line?</p> <p>Can you try it on the floor?</p> <p>Can you try it on a raised surface?</p> <p>What did you find easier / harder?</p> <p>Story Time Please share one of your favourite books with an adult, or visit https://www.bbc.co.uk/iplayer/episodes/b00jdlm2/cbeebies-bedtime-stories and choose a story you have not heard before.</p>
m	a	s	t																																											
i	n	o	p																																											
h	b	g	c																																											
d	f	v	k																																											
l	r	k	u																																											
j	w	z	x																																											
y	ff	ll	ss																																											
xx	gh	ch	hh																																											
ng	ck	wh	qu																																											
tch																																														

T	<p style="writing-mode: vertical-rl; transform: rotate(180deg);">Morning physical activity - http://jumpstartjonny.co.uk/</p> <p>Phonics – reading and spelling.</p> <p>Learning challenge – to be able to read the word and then write it independently.</p> <p>Ask you grown up to write a word without you looking. Now have a look at the word and see if you can sound it out in your head and then say the word aloud. Once you have read the word, ask your grown up to hide the word again and write the word down.</p> <p>Words to read and spell: brush, trash, bunch, catch, chick</p> <p>Once you have written the word, remember to always read the word to check you have included all the sounds in your writing.</p> <p>Remember:</p> <ul style="list-style-type: none"> • Hold your pencil correctly to help form your letters correctly. • To say the sounds aloud when writing the word. • To read the word after you have written the word. • Remember words might include diagraphs – these are two letters that make one sound. 	<p style="writing-mode: vertical-rl; transform: rotate(180deg);">Break</p> <p>English –</p> <p>Learning challenge – to think about how different opinions have changed.</p> <p>Please re-cap the video below of the story 'There's a Rang-Tan in my bedroom – by James Sellick'. https://www.youtube.com/watch?v=4DLRMu_3Gug Please watch until the end.</p> <p>Have a think about the story – what is the girl doing for the Orang-Utan now? Has her opinion changed?</p> <p>Remember:</p> <ul style="list-style-type: none"> • Have a think about how the girl felt at the beginning of the story. • How does the girl feel now? • Why do you think her opinion has changed? 	<p style="writing-mode: vertical-rl; transform: rotate(180deg);">Break</p> <p>Maths – number challenge</p> <p>Learning challenge – to write down everything you know about a number</p> <p>Yesterday you had a go at creating a number poster for the number 10 and today we are going to have a go at doing this with a different number. Today our number is:</p> <p style="text-align: center;">14</p> <p>What do you know about the number 14? Have a go at recording your answers and making your own number poster. When you have finished you could have a go at putting it up somewhere to show everyone your amazing number knowledge!</p> <div data-bbox="958 730 1176 1013" data-label="Image"> </div> <p>Remember:</p> <ul style="list-style-type: none"> • Think about the number that you are making your poster for • Make sure that all of your numbers are the right way round. • Think about how you can record your ideas in different ways. 	<p style="writing-mode: vertical-rl; transform: rotate(180deg);">Break</p> <p>Reading</p> <p>Reading via Bug Club or your allocated reading book(s).</p> <div data-bbox="1299 271 1388 375" data-label="Image"> </div> <p>Bug Club</p> <p>Click here for Bug Club Login</p>	<p style="writing-mode: vertical-rl; transform: rotate(180deg);">Lunch break</p> <p>Art</p> <p>Learning challenges – using mixed media to create what you enjoyed learning in Reception.</p> <p>Have a look at the powerpoint 'T6 WK6 Tuesday Art'. Have a look at the different things we learnt about in Reception. What was your favourite thing to learn about and why?</p> <p>Create a drawing or picture using resources you have available in your house to show what you enjoyed learning about in Reception.</p> <div data-bbox="1601 718 1814 965" data-label="Image"> </div> <p>Remember:</p> <ul style="list-style-type: none"> • Think carefully about what you enjoyed learning about and collect resources you might want to use before beginning your learning. • Tell a grown up why you have chosen this particular learning and what you learnt during this topic. 	<p>PE –</p> <p>Learning challenge – Thembi Walks the Tightrope.</p> <p>Task: Have a look at the PowerPoint saved 'T6, Wk6, Tuesday PE song' and see if you can create actions for the different verses. Remember, you have to imagine you are walking the tightrope still!</p> <p>Story Time</p> <p>Please share one of your favourite books with an adult, or visit https://www.bbc.co.uk/iplayer/episodes/b00jdlm2/cbeebies-bedtime-stories and choose a story you have not heard before.</p>
---	---	--	--	---	--	---

<p>W</p>	<p style="writing-mode: vertical-rl; transform: rotate(180deg);">Morning physical activity - http://jumpstartjonny.co.uk/</p> <p>Phonics – sound swap for nonsense words.</p> <p>Learning challenge – to be able to recognise a sound that needs to be swapped or removed to make a non-sense word.</p> <p>Non-sense words are words that are made up – they are ‘not real/fake’ words.</p> <p>Using letter cards or writing sounds on individual paper – have a go at building the first word, then use this word to either swap or remove a sound to make a new word.</p> <p>e.g. I want to change the word cat > mat (I would need to change the ‘c’ sound into a ‘m’ sound).</p> <p>Words for sound swap: thep > threp > thrip > thrib > thrit > brit > bret</p> <p>Remember: Say the word slowly to listen to the sounds in order to identify which sound needs to be swapped or removed to make a new word.</p>	<p style="writing-mode: vertical-rl; transform: rotate(180deg);">Break</p> <p>English –</p> <p>Learning challenge – to begin to think about what is happening in the Rainforest.</p> <p>Have a look at the PowerPoint ‘T6, Wk6, Palm Oil Problem Solving’ and think about the writing on the page!</p> <p>We need to make sure different companies know that there are different ways to get palm oil and to make sure they aren’t destroying the rainforest to get it.</p> <p>Can you have a go at writing a letter to a company that uses palm oil? Tell them about what is happening in the rainforest and how they can help.</p> <p>Remember:</p> <ul style="list-style-type: none"> To think about who you are writing too. To make sure you think carefully about your sentences. To remember to write down all of the sounds you can hear. To use your common words correctly. 	<p style="writing-mode: vertical-rl; transform: rotate(180deg);">Break</p> <p>Maths – number challenge</p> <p>Learning challenge – to write down everything you know about a number</p> <p>We have created some amazing number posters so far this week and now we are going to try with another number.</p> <p>Today our number is: 18</p> <p>What do you know about the number 18? Have a go at recording your answers and making your own number poster. When you have finished you could have a go at putting it up somewhere to show everyone your amazing number knowledge!</p>  <p>Remember:</p> <ul style="list-style-type: none"> Think about the number that you are making your poster for Make sure that all of your numbers are the right way round. Think about how you can record your ideas in different ways. 	<p style="writing-mode: vertical-rl; transform: rotate(180deg);">Break</p> <p>Reading</p> <p>Reading via Bug Club or your allocated reading book(s).</p>  <p>Bug Club</p> <p>Click here for Bug Club Login</p>	<p style="writing-mode: vertical-rl; transform: rotate(180deg);">Lunch break</p> <p>Art</p> <p>Learning challenges – Think back to your year in Reception. What have you enjoyed the most?</p> <p>If you are able to have a look at the Art resource called ‘T6 WK6 Wednesday Art’. Fill out the different sections reflecting on what you have enjoyed the most.</p>  <p>Remember:</p> <ul style="list-style-type: none"> Take your time when thinking of your ideas and drawing. <p>To celebrate all you have achieved throughout the year!</p>	<p>PE –</p> <p>Learning challenge – Thembi Walks the Tightrope.</p> <p>You will need something you can throw / catch for this activity.</p> <p>Task: Standing on the balls of your feet on a line (your tightrope) can you have a go at throwing an object in the air and catching it whilst keeping your balance?</p> <p>Can you try this by having someone throw an object for you to catch and then throw it back to them all whilst keeping your balance?</p> <p>Story Time</p> <p>Please share one of your favourite books with an adult, or visit https://www.bbc.co.uk/iplayer/episodes/b00jdlm2/cbeebies-bedtime-stories and choose a story you have not heard before.</p>
----------	---	---	--	---	---	--

TH

Morning physical activity - <http://jumpstartjonny.co.uk/>

Phonics – dictation

Learning challenge – to be able to independently write the words and sentences.

Have a look at the powerpoint 'WK6 Thursday Phonics-dictation'. Click on the audio button to hear the word or the sentence and have a go at independently writing the sentence.

Remember:

- To hold your pencil correctly and form your letters correctly.
- To listen carefully to hear all the sounds.
- Remember to say the words slowly to hear all the sounds.
- Read back your writing to check you have included all the sounds.

Break

English –

Learning challenge – to become a news reporter!

Thinking about all you have learnt over the last two weeks about deforestation and what is happening in the rainforest, can you make a short news report telling others what is happening.

You could ask a grown up to make a video of you and then upload it to Purple Mash.

Remember:

- To think about what you want to say first.
- Record yourself and tell everyone all of the facts that you know.

You could even make a microphone or video camera out of junk modelling.



Break

Maths – number challenge

Learning challenge – to write down everything you know about a number

This week you have been having a go at creating number posters of different numbers. Normally we would tell you the number but today you are going to be able choose the number that you would like to make a poster about.

Choose a different number to the ones we have already completed and create your own number poster showing your amazing number knowledge



Remember:

- Think about the number that you are making your poster for
- Make sure that all of your numbers are the right way round.
- Think about how you can record your ideas in different ways.

Break

Reading

Reading via Bug Club or your allocated reading book(s).



Bug Club

[Click here for Bug Club Login](#)

Lunch break



Understanding of the World / Spoken Language

Learning challenge – to be able to add explanation to your thoughts and ideas.

Question of the day: What would you like to get better at in year 1?

PE –

Learning challenge – Thembi Walks the Tightrope.

If you are able, try this game with a partner (could be your grown-up or a brother or sister).

Task:

In pairs, stand on the balls of your feet on two lines (tightropes) facing each other.

-Place your hands very close to your partner's without actually touching and take it in turns to lead and mirror each other's moves.

-Try very slowly moving one hand to begin with and build up to two hands.

-Try lifting a leg and placing it back onto the line without wobbling.

Story Time

Please share one of your favourite books with an adult, or visit <https://www.bbc.co.uk/iplayer/episodes/b00jdlm2/cbeebies-bedtime-stories> and choose a story you have not heard before.

F

Morning physical activity - <http://jumpstartjonny.co.uk/>

Phonics – Common words

Learning challenge –to be able to read the common words by sight.

Create your own common word hop scotch or any other game you enjoy playing. If you have chalk available write the different common words on the pavement to create your own hop scotch. Alternately, you could write the common words on paper and create your own game by running and standing on the correct common word when a grown up says a common word.

These are the common words we have learnt so far:

a, is, I, the, of, for, are, was, all, come, to, go, me, we, she, he, we, be, they



Remember:
Common words can only be read by sight.

If you find certain common words tricky to read, play the game again only finding the words you found trickier.

English – Learning challenge – to think about the whole term.

Learning challenge – to think about the whole term.

We have learnt so much about the rainforest and the different animals that live there.

Can you think about all of the different animals you now know about that live in the rainforest?

Do you have a favourite one? Why is it your favourite?

Can you make a poster to tell everyone about your favourite animal and why it is your favourite?

Break

- Remember:**
- Think about all the animals first.
 - Then pick your favourite one.
 - Draw a picture of your favourite animal first.
 - Then write down some facts that you know about them and why they are your favourite.

Break

Maths – number challenge

Learning challenge – to write down everything you know about a number

Have a look at the different number posters that you have created this week and see if you can add one more number fact to each number poster. Make sure that you look carefully at what you have written so far to make sure you record a different idea. You might want to have a go at recording one of your number sentences in a different way, e.g. drawings, whole part method, bar model.



- Remember:**
- Think about the number that you are making your poster for
 - Make sure that all of your numbers are the right way round.
 - Think about how you can record your ideas in different ways.

Break

Reading

Reading via Bug Club or your allocated reading book(s).



[Click here for Bug Club Login](#)

Feel Good Friday and Time to Shine!

Spend some time together talking about all of the activities you have done during the week. What did you enjoy the most? What area do you want to get better at next week?

TIME TO SHINE – Please share your creations and activities via purple mash.



Please remember that you can follow us at : <https://twitter.com/PHInfants>
You can also follow our Reception Twitter page @PHIARception

Once you have done this, think of your own **Feel Good Friday** activity. This could be:

- Something creative
- Going on a walk
- Having a treat (snack)
- Watching a film / favourite show

If you want to then join us for a story at 2.40, we look forward to seeing you there 😊

Lunch break