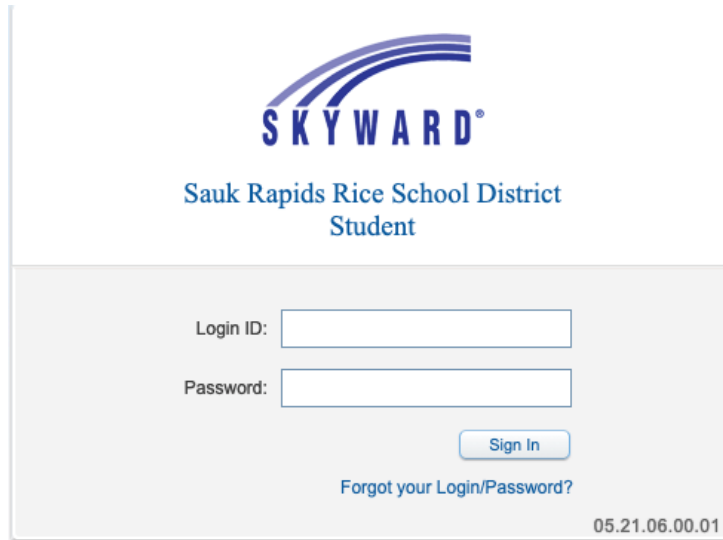


How to update your family contact information

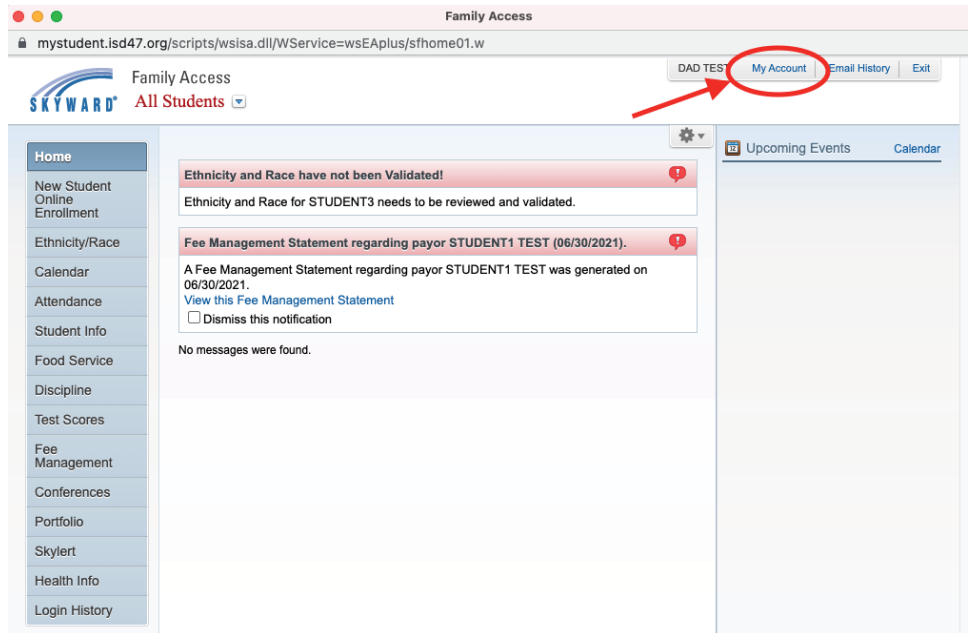
Start by logging into your family access account in [Skyward](#).

Contact your child's school for assistance with this.



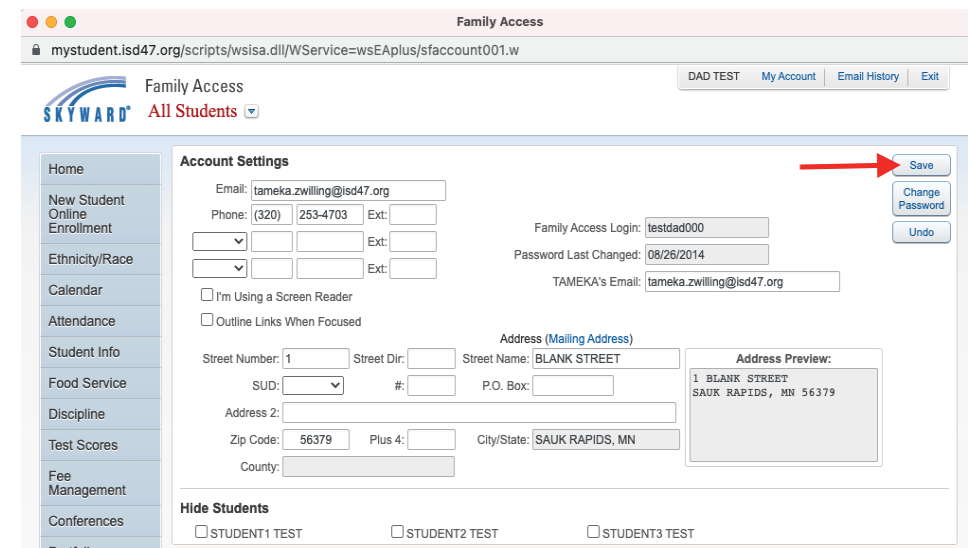
The image shows the Skyward login page for Sauk Rapids Rice School District Student. It features the Skyward logo at the top, followed by the school name. Below the logo are two input fields for 'Login ID:' and 'Password:', a 'Sign In' button, and a link for 'Forgot your Login/Password?'. The version number '05.21.06.00.01' is displayed in the bottom right corner.

Once logged in, select the My Account tab in the upper right of your screen.



The image shows the Skyward Family Access dashboard. The browser address bar shows 'mystudent.isd47.org/scripts/wsisa.dll/WService=wsEPlus/sfhome01.w'. The page title is 'Family Access'. In the top right corner, there are navigation tabs: 'DAD TEST', 'My Account' (highlighted with a red circle and arrow), 'Email History', and 'Exit'. The main content area displays several notifications, including 'Ethnicity and Race have not been Validated!' and 'Fee Management Statement regarding payor STUDENT1 TEST (06/30/2021)'. A left sidebar contains a menu with options like 'Home', 'New Student Online Enrollment', 'Ethnicity/Race', 'Calendar', 'Attendance', 'Student Info', 'Food Service', 'Discipline', 'Test Scores', 'Fee Management', 'Conferences', 'Portfolio', 'Skylert', 'Health Info', and 'Login History'. The right sidebar shows 'Upcoming Events' and 'Calendar'.

Update all information and click the Save button in the upper right of your screen.



The image shows the Skyward Family Access Account Settings page. The browser address bar shows 'mystudent.isd47.org/scripts/wsisa.dll/WService=wsEPlus/sfaccount001.w'. The page title is 'Family Access'. In the top right corner, there are navigation tabs: 'DAD TEST', 'My Account' (highlighted with a red circle and arrow), 'Email History', and 'Exit'. The main content area is titled 'Account Settings' and contains various input fields for user information, including 'Email', 'Phone', 'Family Access Login', 'Password Last Changed', and 'TAMEKA's Email'. There is also a section for 'Address (Mailing Address)' with fields for 'Street Number', 'Street Dir', 'Street Name', 'SUD', '#', 'P.O. Box', 'Address 2', 'Zip Code', 'Plus 4', 'City/State', and 'County'. An 'Address Preview' box shows the address: '1 BLANK STREET SAUK RAPIDS, MN 56379'. At the bottom, there is a 'Hide Students' section with checkboxes for 'STUDENT1 TEST', 'STUDENT2 TEST', and 'STUDENT3 TEST'. A 'Save' button is highlighted with a red arrow in the top right corner.