

### Additional Information

For more information about occupation trends and help with career and education planning, visit **OhioMeansJobs.com** or view one of the publications below:

The **Ohio Job Outlook** is the place to find employment forecasts for more than 600 Ohio jobs:

<http://OhioLMI.com/proj/OhioJobOutlook.htm>

The **Occupational Outlook Handbook** offers national information about required training and education, earnings, job prospects, what workers do on the job and working conditions:

<http://www.bls.gov/oco/>

Visit **OhioMeansJobs** to post your resume and search for job opportunities:

<http://OhioMeansJobs.com>

For one-on-one help, visit your local **OhioMeansJobs Center**. To find your nearest OhioMeansJobs Center, visit **OhioMeansJobs.com** and click on this icon:



**Tell us what you think:**

<http://OhioLMI.com/feedback.htm>

To request copies of this publication, visit:

<http://www.odjfs.state.oh.us/forms/findform.asp?formnum=77100>

John R. Kasich, Governor  
State of Ohio  
**Ohio.gov**

Cynthia C. Dungey, Director  
Ohio Department of Job and Family Services  
**jfs.ohio.gov**

Office of Workforce Development  
**jfs.ohio.gov/owd/**

Bureau of Labor Market Information  
**OhioLMI.com**

Phone: 1-888-296-7541 or 614-752-9494

JFS 77100 (Rev. 2/2015)

An Equal Opportunity Employer and Service Provider

# 2012–2022 Snapshot of Occupational Projections

### Planning For Your Future...Today

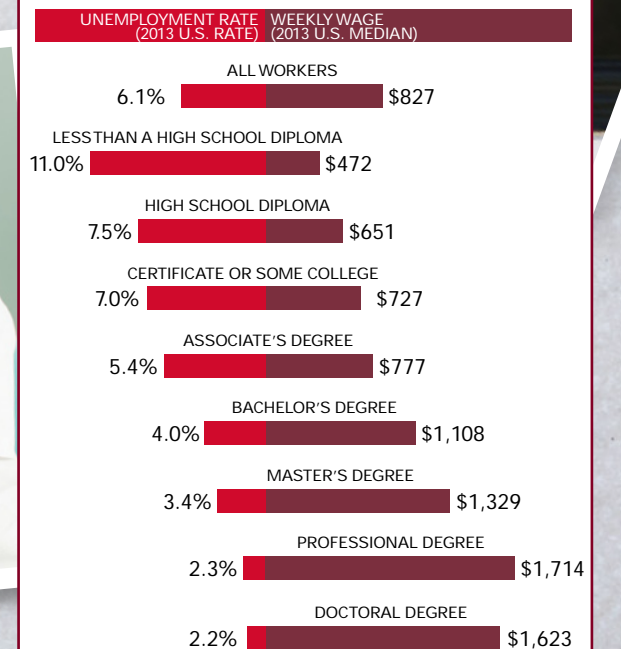
When making career decisions, individuals must evaluate their interests, skills, aptitudes and experience. They also should consider other factors, such as the future outlook of occupations that interest them.

This Snapshot of Occupational Projections contains a sampling of occupations and their expected growth from now to 2022. Almost all the occupations in this snapshot are considered to be "in demand" in Ohio. This means they pay well and have a promising future.

### This brochure can be used to:

- Explore the future growth and demand for a variety of occupations.
- Plan course offerings.
- Develop training programs.
- Analyze Ohio's labor market.

### Education Pays... More Learning = Lower Unemployment Rates



## Ohio High-Growth, High-Wage Occupations

These select **in-demand** occupations are above the 75th percentile for median wage, growth and job openings.


Occupational Title*	New Jobs, 2012-2022	Average Annual Openings	Median Wage, May 2013
Computer Systems Analysts	5,910	1,018	\$37.29
Software Developers, Applications	4,720	790	\$38.85
Management Analysts	3,360	693	\$35.44
Medical and Health Services Managers	2,760	644	\$41.15
Physical Therapists	1,890	376	\$38.65
Computer and Information Systems Managers	1,620	319	\$53.67
Dental Hygienists	1,610	368	\$31.52
Civil Engineers	1,170	291	\$35.06

\*Sorted by absolute employment change.

## Select Occupations by Educational and Training Level

These select **in-demand** occupations\* have good wages and high annual openings.

Occupational Title	Average Annual Openings	Median Wage, May 2013
<b>Less than high school plus short-term on-the-job training</b>		
Construction Laborers	1,205	\$17.56
<b>High school diploma (or equivalent)</b>		
First-Line Supervisors of Office and Admin. Support	1,413	\$22.62
First-Line Supervisors of Retail Sales Workers	1,242	\$16.45
Machinists	937	\$18.22
<b>High school diploma plus short-term on-the-job training</b>		
Sales Representatives, Services, All Other	1,104	\$22.49
<b>High school diploma plus moderate-term on-the-job training</b>		
Sales Rep, Wholesale & Manufacturing, Except Technical & Scientific Products	1,386	\$24.59
Maintenance and Repair Workers, General	1,371	\$17.21
Bookkeeping, Accounting and Auditing Clerks	1,100	\$16.89
<b>Postsecondary non-degree award</b>		
Licensed Practical and Licensed Vocational Nurses	1,886	\$19.29
<b>Postsecondary non-degree award plus short-term on-the-job training</b>		
Truck Drivers, Heavy and Tractor-Trailer	1,684	\$18.14
<b>Some college (no degree) plus moderate-term on-the-job training</b>		
Computer User Support Specialists	629	\$20.99
<b>Associate's degree</b>		
Dental Hygienists	368	\$31.52
<b>Bachelor's degree</b>		
Accountants and Auditors	1,546	\$29.05
General and Operations Managers	1,526	\$43.15
Computer Systems Analysts	1,018	\$37.29
Market Research Analysts and Marketing Specialists	810	\$26.84
Software Developers, Applications	790	\$38.85
Medical and Health Services Managers	644	\$41.15
<b>Bachelor's degree plus moderate-term on-the-job training</b>		
Sales Rep, Wholesale and Manufacturing, Technical and Scientific Products	695	\$32.32
<b>Doctoral or Professional degree</b>		
Pharmacists	420	\$55.90
Physical Therapists	376	\$38.65

\*For a complete list of in-demand careers, look for  on OhioMeansJobs.com.

## Annual Job Openings by Occupational Group

Groups of occupations based on similarities in work performed, skills, education, training and credentials.

Occupational Title	Change in Employment, 2012-2022	Average Annual Openings
Total, All Occupations	455,000	178,496
Healthcare Practitioners and Technical Occupations	58,970	13,082
Healthcare Support Occupations	50,700	9,098
Food Preparation and Serving Related Occupations	40,700	21,881
Education, Training and Library Occupations	37,760	10,599
Office and Administrative Support Occupations	37,640	23,459
Construction and Extraction Occupations	29,560	6,142
Transportation and Material Moving Occupations	29,280	12,146
Business and Financial Operations Occupations	23,800	7,515
Computer and Mathematical Occupations	19,940	4,194
Personal Care and Service Occupations	19,740	5,246
Management Occupations	19,430	8,938
Sales and Related Occupations	19,210	18,613
Building and Grounds Cleaning and Maintenance Occupations	18,010	5,657
Installation, Maintenance and Repair Occupations	15,210	6,247
Community and Social Service Occupations	12,170	3,277
Arts, Design, Entertainment, Sports and Media Occupations	6,060	2,538
Protective Service Occupations	5,380	3,709
Legal Occupations	3,910	981
Production Occupations	3,160	11,187
Architecture and Engineering Occupations	3,000	2,464
Life, Physical and Social Science Occupations	2,120	1,128
Farming, Fishing and Forestry Occupations	-730	395

## Occupations in Ohio with the Most Annual Job Openings 2012-2022

**In-demand** occupations with high annual openings offer a range of wages and opportunities.


Occupational Title	Average Annual Openings	Median Wage, May 2013
Registered Nurses	4,271	\$29.10
Customer Service Representatives	2,824	\$14.98
Office Clerks, General	2,578	\$13.36
Nursing Assistants	2,373	\$11.41
Licensed Practical and Licensed Vocational Nurses	1,886	\$19.29
Truck Drivers, Heavy and Tractor-Trailer	1,684	\$18.14
Secretaries, Except Legal, Medical and Executive	1,588	\$15.22
Accountants and Auditors	1,546	\$29.05
General and Operations Managers	1,526	\$43.15
Medical Secretaries	1,515	\$14.30
Team Assemblers	1,435	\$14.61
First-Line Supervisor of Office and Administrative Support Workers	1,413	\$22.62
Sales Rep, Wholesale and Manufacturing, Except Technical and Scientific Products	1,386	\$24.59
Maintenance and Repair Workers, General	1,371	\$17.21
First-line Supervisor of Food Preparation and Serving Workers	1,341	\$13.29

**The occupations below have a high number of annual openings but are not on Ohio's in-demand list.**

Combined Food Preparation and Serving Workers, Including Fast Food	7,377	\$8.75
Retail Salespersons	5,471	\$9.69
Cashiers	5,246	\$8.99
Laborers and Freight, Stock, and Material Movers, Hand	4,448	\$10.85

## Total Annual Job Openings

Job openings can result from industry growth or from replacement needs. Some occupations in fast-growing industries may have few annual job openings. Others in slow-growing industries may have a high number of openings, because of staff turnover. Consider both the projected growth of an industry and the expected average annual openings when exploring occupations.



**Ohio MEANS Jobs .com**

**Makes landing your dream job faster and more successful.**

Access these and other tools in one click on [OhioMeansJobs.com](http://OhioMeansJobs.com).



Search Ohio's in-demand careers



Search career pathways



Find information on Employment Programs



Calculate your budget to find the job you need



Build skills with online training



Research occupations that interest you



Build a career plan



Locate your local OhioMeansJobs Center

