



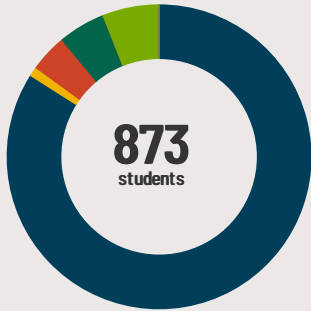
# Highland Middle School

310 W Rockland Rd Libertyville, IL 60048 (847)362-9020

Grades: 6 - 8  
District: Libertyville SD 70

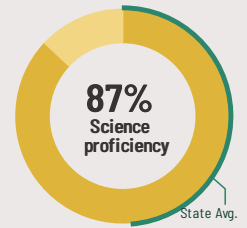
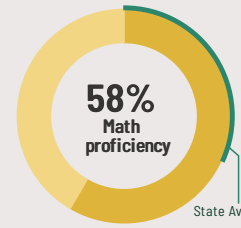
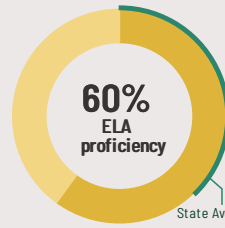
Principal: Dr. Jon Hallmark  
Superintendent: Dr. Matthew Barbini

## Fast Facts



### Student Characteristics

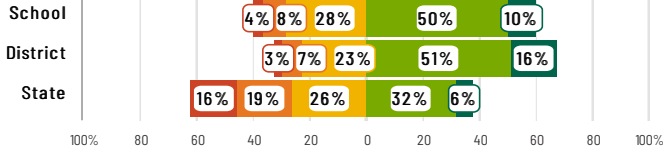
|                   |     |
|-------------------|-----|
| White             | 84% |
| Black             | 1%  |
| Hispanic          | 4%  |
| Asian             | 5%  |
| American Indian   | 0%  |
| Two or More Races | 6%  |
| Pacific Islander  | 0%  |
| Low Income        | 5%  |
| English Learners  | 0%  |
| With IEPs         | 9%  |
| With Disabilities | -   |
| Homeless          | 0%  |



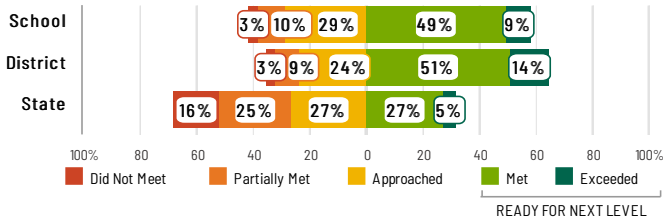
## Academic Success

All Illinois students in grades 3-8 take the IAR assessment each year. High school students take the SAT in English Language Arts and Math.

### English Language Arts



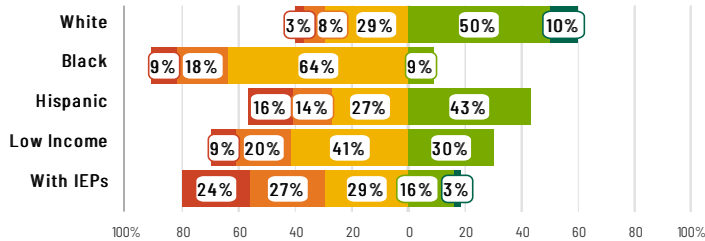
### Mathematics



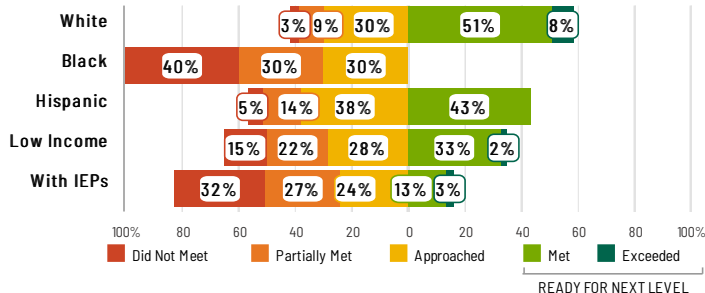
## Success by Student Group

This display shows IAR ELA & Math performance levels for each student group. No data is shown for groups with fewer than 10 students.

### English Language Arts



### Mathematics



## School Environment



The **5Essentials Survey** allows students in grades 6-12 and all teachers to share their perspectives on essential conditions for learning. The anonymous survey consists of 5 components.

- Most implementation
- More implementation
- Average implementation
- Less implementation
- Least implementation
- Not Applicable/Low Response

### Response Rates

|          |     |
|----------|-----|
| Students | 96% |
| Teachers | 95% |

### Average Effective Leaders

Do principals and teachers implement a shared vision for success?

### Average Collaborative Teachers

Do teachers collaborate to promote professional growth?

### More Ambitious Instruction

Are classes challenging and engaging?

### More Supportive Environment

Is the school safe, demanding, and supportive?

### More Involved Families

Does the entire staff build strong external relationships?

## Student Attendance and Mobility

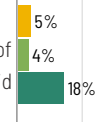
### Attendance Rate

Rate at which students are present at school, not including excused or unexcused absences



### Chronic Absenteeism

Percentage of students who miss 10% or more of school days per year either with or without a valid excuse



### Student Mobility

Percentage of students who transfer in or out of the school during the school year, not including graduates



### Teacher Retention

Percentage of full time teachers who return to the same school year to year





# Highland Middle School

## School Highlights

### Academic Courses

8th Grade Algebra, Animation & Design, Applied Technology, Applied Technology, Art, Art, Character Counts, Cooking, Digital Art, Digital Photography, Drama, Drama, Family Consumer Science, French, Gifted and Talented Programs, Guitar, Home Economics/Family and Consumer Science, Music, Music, Musical Theater, Newspaper/Yearbook, Peer Mentors, Sculpture, Spanish, STEAM, Summer School, Title

### Physical Education, Health and Wellness

Health Education Courses

### Other Programs and Activities

Mentoring Program, Peer Helpers, Art Club, Drama, Marching Band, Chess Club, Environmental Club, Speech Teams, Homework Club, Literary Magazine, Math Club, National Honor Society, Poetry Workshops, Reading Clubs, Science Olympiad, Student Council, Technology Club, Yearbook Club

### School Awards

National Blue Ribbon School of Excellence twice, once in 1990, and again in 2010.

### Career Development Courses and Programs

8th grade students participate in a career exploration unit during the 8th grade Life Skills course. Students explore a variety of careers and learn about educational requirements to search for jobs in explored areas.

### Athletics

Boy's Basketball, Boy's Cross Country, Boy's Soccer, Boy's Track & Field, Boy's Volleyball, Boy's Wrestling, Girl's Basketball, Girl's Competitive Cheerleading, Girl's Competitive Dance, Girl's Cross Country, Girl's Soccer, Girl's Track & Field, Intramural Sports

### School Personnel Resources

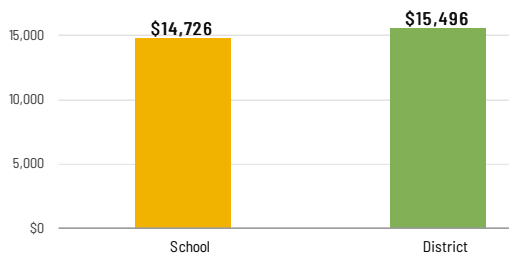
Librarian/Media Specialist, School Psychologist, School Social Worker, Special Education Teacher, Speech Language Pathologist-non teaching

### Facilities

Our facilities reflect our goal of meeting students' social-emotional & academic needs. Facilitating the transition to middle school, 6th grade teams are concentrated in a separate wing of the building. 7th & 8th graders attend classes grouped by content areas & grade level to allow for students & teachers to utilize interdisciplinary connections.

## School-Level Finance

The Every Student Succeeds Act requires LEAs to report school-level expenditure data, beginning with School Year 18-19 data. LEAs are required to report actual personnel and non-personnel expenditures of both site-specific and district centralized expenditures. Expenditures are shown at the site level and must be disaggregated by source of funds (federal vs. state/local). These data are self-reported and may differ from AFR data.



## Educator Measures

This school has had **1 principal(s)** over the past 6 years. In the last three years, an average of **97% of teachers** return to this school each year.

## FOR MORE INFORMATION

Visit [IllinoisReportCard.com](http://IllinoisReportCard.com) to see additional details about each item of information for this school. There you will find charts spanning multiple years, detailed explanations, resources, more of the school's programs and activities, and powerful tools that let you dig deeper into data.

Most of this data has been collected by ISBE from school districts through data systems. Some information, such as the School Highlights, is entered directly by principals and can be updated throughout the year.