


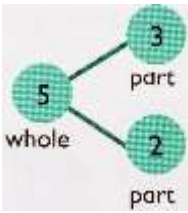




M	<p style="writing-mode: vertical-rl; transform: rotate(180deg);">Morning physical activity - http://jumpstartionny.co.uk/</p>	<p>Phonics – world building</p> <p>Learning challenge – to be able to build words using a ‘qu’ spelling.</p> <p>In today’s phonics session we will be focusing on building words with our ‘qu’ spelling. Using letter cards you have available in your house or making your own letter cards using paper – ask a grown up to say the word, have a go at building the word using the letter cards, read the word and then write the word.</p> <p>Words to build: quit, quiz, quick, quack, squid.</p> <p>Remember:</p> <ul style="list-style-type: none"> To draw the correct number of lines before building and writing the word – this will help you to know how many letters you need for the word. To read the word to ensure you have included all the sounds needed for your word. 	<p>English – What is happening in the Rainforest?</p> <p>Learning challenge – the animals are unhappy and they want to leave, but where can they go?</p> <p>Oh no! Something has happened in the Rainforest and some of the animals are trying to escape. Something has happened in the Rainforest, but we don’t know what – but first we need to find somewhere for the animals to stay.</p> <p>Can we put them all in one enclosure? Remember to think about what some of the animals like to eat...</p> <p>We need to keep them separate – but we need to make sure the enclosures are suitable for each animal.</p> <p>Can you split your page into 6 squares and think about something that each animal might need or want in their enclosure?</p> <p>Remember:</p> <ul style="list-style-type: none"> You can look back at the PowerPoint from last week. Think about what each animal likes / dislikes. Think about the types of layer they live in in the rainforest. 	<p>Maths – addition and subtraction</p> <p>Learning challenge – to read addition and subtraction number sentences and work out the answer.</p> <p>We have been doing lots of work on addition and subtraction and we are going to check that we can still remember what we need to do to work out the answers.</p> <p>Have a go at working out the number sentences below thinking very carefully about whether it is an addition or a subtraction number sentence. Have a go at using drawings to show how you have worked out your answer.</p> <p>15+4 = 17 – 9 = 20 – 10 = 12+6 =</p> <div style="text-align: center;">  </div> <p>Remember:</p> <ul style="list-style-type: none"> Addition is putting two groups together and finding the total When you are subtraction you start off with the whole group and take some away 	<p>Reading</p> <p>Reading via Bug Club or your allocated reading book(s).</p> <div style="text-align: center;">  <p>Bug Club</p> </div> <p>Click here for Bug Club Login</p>	<p>Understanding of the world – What is an animal enclosure?</p> <p>Learning challenge – to begin to understand what an animal enclosure is.</p> <p>Have a look at the Colchester Zoo website: https://www.colchester-zoo.com/enclosure-design/</p> <p>Read all about their animal enclosures and focus on why it is important to ensure they give the animals enough space, things to climb on, a place to sleep, etc. You will need to know all about enclosures as we design enclosures for our rainforest animals to live in.</p> <p>Remember:</p> <ul style="list-style-type: none"> Always tell a grown up what you are doing when using the internet. To think carefully about how an animal enclosure would differ for different animals. 	<p>PE – Learning challenge – beginning Thembi Walks the Tightrope.</p> <p>Create a large space where you can move around quickly. You will need something you can use as a ‘line’ and you will need more than one.</p> <p>Task:</p> <p>Lay down the ‘lines’ around the room and begin to move around, each time you come across a line, carefully jump over it, making sure you land on both feet with your knees bent. How many ‘lines’ can you jump over in 30 seconds? How many can you jump over in 1 minute?</p> <p>Story Time</p> <p>Please share one of your favourite books with an adult, or visit https://www.bbc.co.uk/iplayer/episodes/b00jdlm2/cbeebies-bedtime-stories and choose a story you have not heard before.</p>
---	--	---	---	---	--	---	--

<p>T</p>	<p>Phonics – reading and spelling.</p> <p>Learning challenge – to be able to read the word and then write it independently.</p> <p>Ask you grown up to write a word without you looking. Now have a look at the word and see if you can sound it out in your head and then say the word aloud. Once you have read the word, ask your grown up to hide the word again and write the word down.</p> <p>Words to read and spell: shell, rich, thing, when, swing, quit, quiz.</p> <p>Once you have written the word, remember to always read the word to check you have included all the sounds in your writing.</p> <p>Remember:</p> <ul style="list-style-type: none"> • Hold your pencil correctly to help form your letters correctly. • To say the sounds aloud when writing the word. • To read the word after you have written the word. • Remember words might include diagraphs – these are two letters that make one sound. 	<p>English – Orang-Utan and Clouded Leopards.</p> <p>Learning challenge – can you create an enclosure for some of the animals.</p> <p>The Orang-Utans and Clouded Leopards want to escape from the Rainforest. But we need to create somewhere to live.</p> <p>Pick whichever one you want to choose, but think carefully about what they might need.</p> <p>Have a look at the PowerPoint 'T6_Wk4_Literacy Mon-Fri, Animals' and think about what the animals like and dislike.</p> <p>Using this, create a design for a new enclosure. Write a list of all of the things you need to include.</p>  <p>Remember:</p> <ul style="list-style-type: none"> • To look at the PowerPoint first. • To think about what the animals might want and need. • To write a list of all of the things you need to include for them. 	<p>Maths – addition and subtraction</p> <p>Learning challenge – to read addition and subtraction number sentences and work out the answer.</p> <p>Yesterday you were experts at using drawings to show your working out and today you are going to have a go at putting your answers into the whole part method.</p> <p>Have a go at working out the answers to the number sentences below and then put your number sentence into the whole part method:</p> <p>19 – 8 = 9+9 = 15 – 9 = 11+8 =</p>  <p>Remember:</p> <ul style="list-style-type: none"> • When you are adding you know the two parts and are trying to find the whole number answer • When you are subtracting you know the whole number and one of the parts and you are trying to find how many will be in your other part. 	<p>Reading</p> <p>Reading via Bug Club or your allocated reading book(s).</p>  <p>Click here for Bug Club Login</p>	<p>Computing</p> <p>Learning challenges – to be able to design your own enclosure for a rainforest animal of your own choice on purple mash.</p> <p>Log into purple mash and select the activity on the '2do' page to design your own animal enclosure of a rainforest animal of your own choice.</p>  <p>Remember:</p> <ul style="list-style-type: none"> • Always tell your grown-ups what you are doing when using the internet. • Think about what your animal need in their enclosure. Do they like to climb? Do they live in water? • What part of the rainforest to they like to live and how can you include this in your enclosure? 	<p>PE – Learning challenge – beginning Thembi Walks the Tightrope.</p> <p>Task: Continuing on from yesterday, find a large space and use your 'lines' again.</p> <p>This time, you can start to be creative with your jumps! Can you try different jumps and give them different names. For example: T jump – tuck your legs in as you jump high. Long jump – can you jump past the line. Hi-Yah! – Karate kick as you jump over the line.</p> <p>Story Time Please share one of your favourite books with an adult, or visit https://www.bbc.co.uk/iplayer/episodes/b00jdlm2/cbeebies-bedtime-stories and choose a story you have not heard before.</p>
----------	---	---	--	---	---	--

W	<p style="text-align: center;">Phonics – sound swap for nonsense words.</p> <p>Learning challenge – to be able to recognise a sound that needs to be swapped or removed to make a non-sense word.</p> <p>Non-sense words are words that are made up – they are ‘not real/fake’ words.</p> <p>Using letter cards or writing sounds on individual paper – have a go at building the first word, then use this word to either swap or remove a sound to make a new word.</p> <p>e.g. I want to change the word cat > mat (I would need to change the ‘c’ sound into a ‘m’ sound).</p> <p>Words for sound swap: shrib > shlob > chl ob > chlot > blot > bot > bosh > tosh</p> <p>Remember: Say the word slowly to listen to the sounds in order to identify which sound needs to be swapped or removed to make a new word.</p>	<p style="text-align: center;">English – What is happening in the Rainforest?</p> <p>Learning challenge – to think about what could be happening in the rainforest to make all of the animals want to leave?</p> <p>The animals are all becoming very sad about living in the Rainforest and they want to leave, but we don’t know why!</p> <p>Can you have a think about what could be happening in the Rainforest that is making the animals unhappy?</p> <p>Can you write down your idea and explain why you think that. You could then draw a picture to show your idea in a different way too!</p> <p>Remember:</p> <ul style="list-style-type: none"> To think about your idea first. To think about ‘why’ you think that. To write down your idea carefully, writing one word at a time. To listen out for all of the sounds in the words. 	<p style="text-align: center;">Maths – addition and subtraction</p> <p>Learning challenge – to create your own addition or subtraction number sentences and work out the answers.</p> <p>Today you are going to have a go at creating your own numbers sentences using numbers up to 20.</p> <p>Try and have a go at creating some addition and subtraction number sentences and think about the different ways that you could show how you worked out the answer – you might want to use drawings and the whole part method again.</p> <div data-bbox="960 667 1173 935" data-label="Image"> </div> <p>Remember:</p> <ul style="list-style-type: none"> When you are adding you are putting two groups together and counting the total When you are subtracting the biggest number comes first and then the amount that you are taking away. 	<p style="text-align: center;">Reading</p> <p>Reading via Bug Club or your allocated reading book(s).</p> <div data-bbox="1296 272 1391 371" data-label="Image"> </div> <p>Click here for Bug Club Login</p>	<p style="text-align: center;">Art – making your own animal enclosure</p> <p>Learning challenge – using materials you have available in your house, create your own animal enclosure for a rainforest animal of your own choice.</p> <p>Choose a rainforest animal of your own choice and create an animal enclosure using recyclable materials (plastic bottles, cardboard boxes, kitchen roll) or any other materials you have available in your house.</p> <div data-bbox="1601 703 1821 879" data-label="Image"> </div> <p>Remember:</p> <ul style="list-style-type: none"> Be careful when using scissors, use them safely with control. Think about the materials you might need for your animal enclosure before making it. What colours will you need? How will you assemble the materials together? 	<p style="text-align: center;">PE –</p> <p>Learning challenge – beginning Thembi Walks the Tightrope.</p> <p>Today, we are going to be exploring movement and balance.</p> <p>Task: If you need too, hold on to something to support you in this activity.</p> <p>Stand on the balls of your feet and try not to put your heels down.</p> <p>Once you have got your balance well, can you try the following: --Shake your hands high/low/quick/slow. --Lift your right/left foot off the ground and place it down.</p> <p style="text-align: center;">Story Time</p> <p>Please share one of your favourite books with an adult, or visit https://www.bbc.co.uk/iplayer/episodes/b00jdlm2/cbeebies-bedtime-stories and choose a story you have not heard before.</p>
---	---	--	--	---	---	--








Morning physical activity - <http://jumpstartjonny.co.uk/>





Break

Break

Break

Lunch break

<p>TH</p>	<p style="writing-mode: vertical-rl; transform: rotate(180deg);">Morning physical activity - http://jumpstartjonny.co.uk/</p> <p>Phonics – dictation</p> <p>Learning challenge – to be able to independently write the words and sentences.</p> <p>Have a look at the powerpoint 'WK4 Thursday Phonics-dictation'. Click on the audio button to hear the word or the sentence and have a go at independently writing the sentence.</p> <p>Remember:</p> <ul style="list-style-type: none"> To hold your pencil correctly and form your letters correctly. To listen carefully to hear all the sounds. Remember to say the words slowly to hear all the sounds. Read back your writing to check you have included all the sounds. 	<p style="writing-mode: vertical-rl; transform: rotate(180deg);">Break</p> <p>English – Pygmy Elephants and Mangrove Snakes.</p> <p>Learning challenge – can you create an enclosure for some of the animals.</p> <p>The Pygmy Elephants and Mangrove Snakes want to escape from the Rainforest. But we need to create somewhere to live.</p> <p>Pick whichever one you want to choose, but think carefully about what they might need.</p> <p>Have a look at the PowerPoint 'T6_Wk4, Literacy Mon-Fri, Animals' and think about what the animals like and dislike.</p> <p>Using this, create a design for a new enclosure. Write a list of all of the things you need to include.</p>  <p>Remember:</p> <ul style="list-style-type: none"> To look at the PowerPoint first. To think about what the animals might want and need. To write a list of all of the things you need to include for them. 	<p style="writing-mode: vertical-rl; transform: rotate(180deg);">Break</p> <p>Maths – addition and subtraction</p> <p>Learning challenge – to play a game to support your understanding of addition and subtraction</p> <p>Have a look at the game below, choose the option 'total less than 20'. Have a go at working out the answers to the number sentences and posting the number sentence into the correct post box.</p> <p>https://www.topmarks.co.uk/Flash.aspx?f=PostSortingcalculationsv2</p>  <p>Remember:</p> <ul style="list-style-type: none"> You can still use resources to help you work out the answer if you need to – you could use resources from your house or drawings to help you work out the answer 	<p style="writing-mode: vertical-rl; transform: rotate(180deg);">Break</p> <p>Reading</p> <p>Reading via Bug Club or your allocated reading book(s).</p>  <p>Click here for Bug Club Login</p>	<p style="writing-mode: vertical-rl; transform: rotate(180deg);">Lunch break</p> <p>Understanding of the World / Spoken Language</p> <p>Learning challenge – to be able to add explanation to your ideas and thoughts.</p> <p>Question of the day: If you had to choose to be a rainforest animal, which one would you like to be and why?</p>    	<p>PE – Learning challenge – beginning Thembi Walks the Tightrope.</p> <p>Task: Stand on the balls of your feet again and continue to try not to put your heels down.</p> <p>Once you have got your balance well, can you try the following: -- Bend your knees/stretch up high.</p> <p>-- Catch and throw a ball while on the balls of your feet.</p> <p>Story Time</p> <p>Please share one of your favourite books with an adult, or visit https://www.bbc.co.uk/iplayer/episodes/b00jdlm2/cbeebies-bedtime-stories and choose a story you have not heard before.</p>
-----------	---	---	---	--	---	---

F	<p>Phonics – Symbol search</p> <p>Learning challenge –to be able to recognise and identify sounds independently.</p> <p>Have a look at ‘WK4 Friday Phonics’ powerpoint. Ask your grown up to say a sound, you have to find the found and write the sound. Can you have a go at focusing on the diagraphs (two letters that make one sound)?</p> <table border="1" data-bbox="324 614 533 726"> <tr><td>W</td><td>H</td><td></td><td></td><td></td><td></td></tr> <tr><td>L</td><td>S</td><td>E</td><td>S</td><td></td><td></td></tr> <tr><td>I</td><td>F</td><td>V</td><td>K</td><td>H</td><td></td></tr> <tr><td>A</td><td>P</td><td>X</td><td>G</td><td>A</td><td></td></tr> <tr><td>V</td><td>W</td><td></td><td></td><td></td><td></td></tr> <tr><td>T</td><td>S</td><td></td><td></td><td></td><td></td></tr> </table> <p>Remember:</p> <ul style="list-style-type: none"> • Say the sounds clearly. • To hold your pencil correctly. • To form your letters correctly. • To make sure you write the diagraphs the correct way round when writing. 	W	H					L	S	E	S			I	F	V	K	H		A	P	X	G	A		V	W					T	S					<p>English – Tree Frogs and Bird Eating Spiders.</p> <p>Learning challenge – can you create an enclosure for some of the animals.</p> <p>The Tree Frogs and Bird Eating Spiders want to escape from the Rainforest. But we need to create somewhere to live.</p> <p>Pick whichever one you want to choose, but think carefully about what they might need.</p> <p>Have a look at the PowerPoint ‘T6, Wk4, Literacy Mon-Fri, Animals’ and think about what the animals like and dislike.</p> <p>Using this, create a design for a new enclosure. Write a list of all of the things you need to include.</p>  <p>Remember:</p> <ul style="list-style-type: none"> • To look at the PowerPoint first. • To think about what the animals might want and need. • To write a list of all of the things you need to include for them. 	<p>Maths – addition and subtraction</p> <p>Learning challenge – to play a game to support your understanding of addition and subtraction</p> <p>Today you are going to show your amazing subtraction skills in this game. You will be given the answer and you need to splat the correct number sentence that this matches with. When it asks you for a range of numbers make sure your numbers go from 1-20 so you are using all your number skills.</p> <p>https://www.arcademics.com/games/mission</p>  <p>Remember:</p> <ul style="list-style-type: none"> • Look carefully at the numbers and number sentences. • You can still use resources to help you work out the answers if you need to – such as objects from your house or drawings. 	<p>Reading</p> <p>Reading via Bug Club or your allocated reading book(s).</p>  <p>Click here for Bug Club Login</p>	<p>Feel Good Friday and Time to Shine!</p> <p>Spend some time together talking about all of the activities you have done during the week. What did you enjoy the most? What area do you want to get better at next week?</p> <p>TIME TO SHINE – Please share your creations and activities via purple mash.</p>  <p>Please remember that you can follow us at : https://twitter.com/PHInfants You can also follow our Reception Twitter page @PHIARception</p> <p>Once you have done this, think of your own Feel Good Friday activity. This could be:</p> <ul style="list-style-type: none"> - Something creative - Going on a walk - Having a treat (snack) - Watching a film / favourite show <p>If you want to then join us for a story at 2.40, we look forward to seeing you there 😊.</p>
W	H																																								
L	S	E	S																																						
I	F	V	K	H																																					
A	P	X	G	A																																					
V	W																																								
T	S																																								

Morning physical activity - <http://jumpstartjionny.co.uk/>

Break

Break

Break

Lunch break