

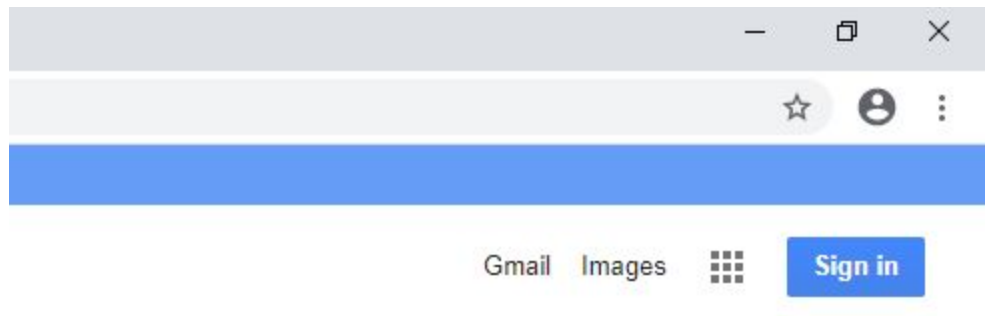


Logging Into Google Classroom From Home

Google Classroom works best in the Google Chrome browser. If you do not have Google Chrome installed, open the browser on your computer and search for Google Chrome (<https://www.google.com/chrome/>) Click Download Chrome and follow the wizard. If you are using a Chromebook, you have Google Chrome.

Step 1:

- Open up the Google Chrome browser
- Make sure no one is signed into Google. If no one is signed in, your browser screen should look like the image below.



Step 2:

- Click the Sign in button

Step 3:

- Enter your student ID number (lunch number), then type @liberty25.org as the email.
 - Example:
1234567@liberty25.org
- Your lunch number is the same as your student ID. If you do not know your ID/lunch number you can locate it in the ParentVUE/StudentVUE app or online account. Right below your name/child's name is their ID/Lunch Number.
- If you do not have a ParentVUE at this time and need your child's student ID, you may also find this ID at the top of

A screenshot of the Google Sign in page. The Google logo is at the top, followed by 'Sign in' and 'Use your Google Account'. There is a text input field labeled 'Email or phone' with a cursor inside. Below the input field are links for 'Forgot email?', 'Not your computer? Use Guest mode to sign in privately. Learn more', and 'Create account'. A blue 'Next' button is at the bottom right. A large black arrow points from the text in Step 3 to the 'Email or phone' input field.

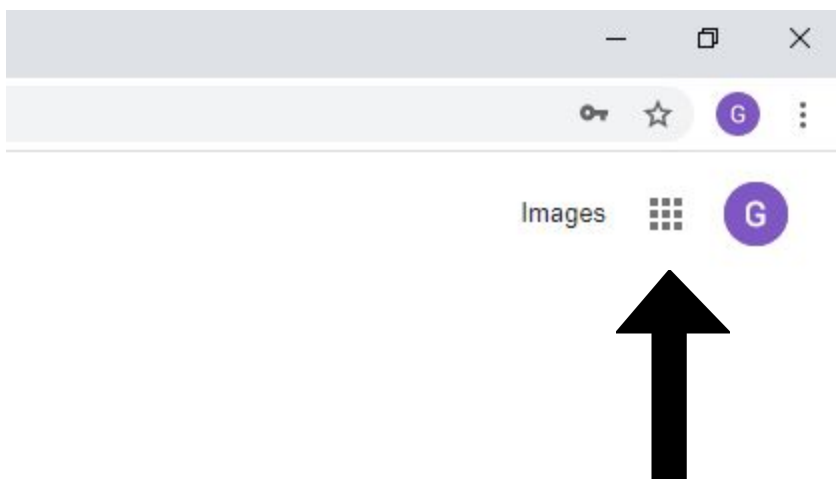


report cards previously sent home. If you do not have an old report card, please email your child's homeroom teacher for the ID Number.

- ParentVUE account codes require providing a photo ID and cannot be given over the phone or email. If you do not have an account you may obtain a code from your school office after school resumes.
- Click Next
- Enter your password.

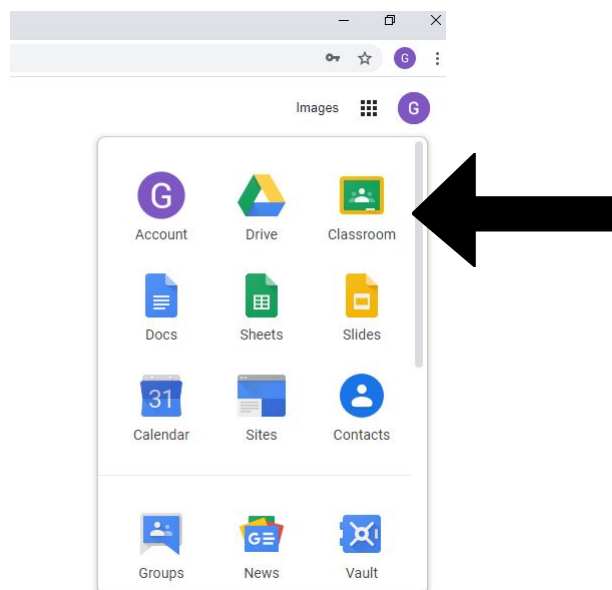
Step 4:

- Now click the array/waffle icon that will open Google apps.



Step 5:

- Choose Classroom from the options displayed.






Step 6:

- **Your child may be part of another Google Classroom, please have them join the new Google Classroom we are creating for this period of time.** If you have completed work in another Google Classroom, none of that work is lost. We will be using the grade level Google Classroom while we are out of school. Codes are listed at the end of this document.

Step 7:

- Once you have joined the new shared grade-level classroom, you will see daily learning opportunities. This can be found on the main page (Stream tab) in Google Classroom. Learning Opportunities will appear under where it says “View Class Updates...”

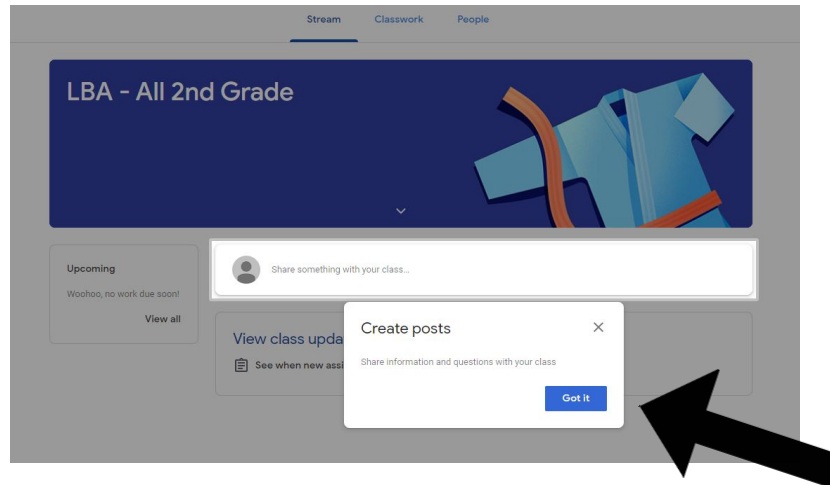


A screenshot of a Google Classroom page. At the top, there is a navigation bar with a hamburger menu icon, the text "LBA - All 2nd Grade", and three tabs: "Stream" (which is underlined), "Classwork", and "People". To the right of the tabs is a grid icon and a purple circle with a white "G". Below the navigation bar is a blue header banner with the text "LBA - All 2nd Grade" and a graphic of a blue shirt with orange ribbons. Underneath the banner, there is a white box labeled "Upcoming" with the text "Wooohoo, no work due soon!" and a "View all" link. To the right of this is a white box with a person icon and the text "Share something with your class...". Below these is a post by "JessaLynne Chavira" dated "Mar 23 (Edited Mar 23)". The post text reads: "Welcome LBA 2nd graders and parents! First of all, we want to say how much we miss each and everyone of our 2nd graders! During these times of school closures, we are excited to begin rolling out our 2nd grade - LBA Google Classroom page, with some fun activities and assignments. This will be starting Wed., March 25th."



Step 8:

- There may be pop-ups that appear with tips/extra support from Google. You can read those if you need help, or simply select “Got It.”



If you are having any difficulties or need additional support, please email your student’s homeroom teacher.



Class Codes	EMS	FES	LBA	LES	RVS	WES
Kinder	rp7khh4	lpaadof	henfmy4	cgwk6fv	ly6dve7	ydzp43p
1st	ghrtoj	eqt4bhq	wyaegxi	elyxnuj	sjuwqvs	2lz75e7
2nd	2m2kce4	4mlgd7k	2c73fnv	ipxjyeo	qcgmgmx	exgksio
3rd	roqbut6	ep5uqhh	pbesluq	qfzsjbw	76t6klr	kytl2vz
4th	bq3ydug	ud7nenm	gl6uvkk	256yedg	ovoerxu	52fssk6
5th	oxwbioh	4mbjxim	qj74iri	l672zfm	eeplp7i	6w4cxro
6th	ubsnjhg	sxqzvm	ywspyqi	lc45wwp	woaamqm	bmpw6ta
7th	uo4m4rh	6jofg2m	gntnzd7	srz6nvh	uparyvg	icdh2ci
8th	izcjic	ydtotpc	f5irwjh	xuen54b	qv7z37w	okv5vln