



Washington State Summary

Thorndyke Elementary

4415 S 150TH ST
SEATTLE, WA 98188-0000

2069017600

Enrollment

2020-21 school year

347



47%

English Learners

86%

Low Income

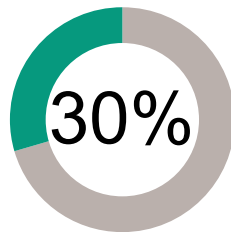
Student Performance

How are we doing getting students to their learning goals?

2018-19 school year

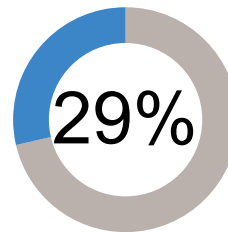


English Language Arts



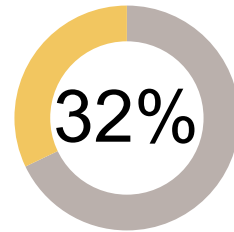
30%

Math



29%

Science



32%

Met grade level standards on state administered tests

How engaged are our students?



83%

Have Regular Attendance

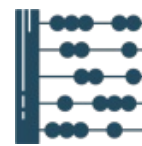
2019-20 school year



28%

Have High English Language Arts Growth

2018-19 school year



24%

Have High Math Growth

2018-19 school year

About Our Teachers and Classrooms

2019-20 school year



27

Number of Teachers

77.8%

Have Master's Degree or Higher

10.6

Average Years Experience

18.0

Average Class Size



Finances

2018-19 school year

How much money do we spend on each student?

\$17,384

Staff Salary & Benefits

\$2,843



Non-Personnel Costs

Some data is suppressed to protect student privacy and will be represented by N<10, blank fields indicate no data was submitted to OSPI for this district or school. To see more, visit <https://washingtonstaterreportcard.ospi.k12.wa.us/>

If you have questions or comments, contact ReportCardRedesign@k12.wa.us

