



Washington State Summary Tukwila Elementary

5939 S 149TH ST
TUKWILA, WA 98168-0000

2069017500

Enrollment

2020-21 school year

478



31%

English Learners

68%

Low Income

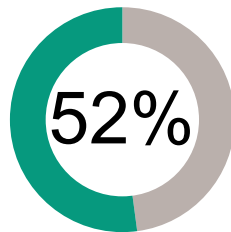
Student Performance

How are we doing getting students to their learning goals?

2018-19 school year

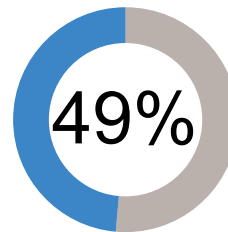


English Language Arts



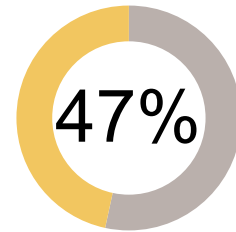
52%

Math



49%

Science



47%

Met grade level standards on state administered tests

How engaged are our students?



88%

Have Regular Attendance

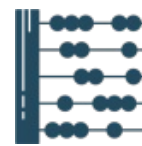
2019-20 school year



31%

Have High English Language Arts Growth

2018-19 school year



30%

Have High Math Growth

2018-19 school year

About Our Teachers and Classrooms

2019-20 school year



36

Number of Teachers

52.8%

Have Master's Degree or Higher

11.1

Average Years Experience



20.0

Average Class Size

Finances

2018-19 school year

How much money do we spend on each student?

\$12,295

Staff Salary & Benefits

\$2,843



Non-Personnel Costs

Some data is suppressed to protect student privacy and will be represented by N<10, blank fields indicate no data was submitted to OSPI for this district or school. To see more, visit <https://washingtonstaterreportcard.ospi.k12.wa.us/>

If you have questions or comments, contact ReportCardRedesign@k12.wa.us

