






Learning Fun in the Summer Sun July Pre-K

Calvert County Public Schools Suggested Summer Learning Activities for Families

HAPPY SUMMER, CCPS FAMILIES!

Summertime is the perfect time to explore the world around us. After all, school is not the only place where we can learn. Look around, learning opportunities are everywhere! To spark a few ideas, we've included activities across a wide range of subjects. Perhaps you'll enjoy a book under a shade tree, notice the stars in the evening sky, look up the strange bug in your garden, look for math patterns in a favorite song, or organize a fun water obstacle course. Feel free to pick and choose a few activities each week that seem interesting and fun! Consider keeping a journal or notebook to keep track of your activities. *NOTE: Learning continues all summer long! NEW monthly activities can be found on the CCPS website. Visit calvertnet.k12.md.us/SummerLearning*

<p>Alphabet Fun Practice saying the alphabet. Can you name the letters in your name? How many letters are in your first and last names?</p>	<p>Make a cereal bracelet using string or yarn. Count your cereal pieces. How many colors do you have on your necklace? Which color has the most.</p>	<p>Go on a shape hunt! Make the shapes you see using sticks, pretzels, or pipe cleaners.</p>	<p>Help someone in your home by creating a shopping list or list to order things online. Write the item name or beginning letter and a picture.</p>	<p>Daily Reading Listen to a book every day! After reading a story, tell your adult helper what happened. Name the key details you learned about reading an informational book.</p>
<p>Make a counting book. Fold six pieces of paper in half. Have your child write one number on each page 0-10. Go outside and find an item/object to match the number (ex. 1- Car, 2- Trees). Illustrate your book by adding the item to your book.</p>	 <p>Plant a seed! Wet a paper towel and set a bean seed on it. Place it inside a clear zip bag and tape to the window. Watch as it sprouts over the rest of the month!</p>	<p>Alphabet Walk Take an alphabet walk! Choose a different letter every day. Tell your adult helper what sound the letter makes and try to find 3-5 things that begin with that letter sound.</p>	 <p>Art mosaic! Create a beautiful mosaic by letting your child glue down leaves, petals, and grass in patterns, shapes, your name, or images on a paper.</p>	<p>Go on an Easter egg hunt! Write the numbers 0-10. Place the numbers in the eggs. Have the student collect small items outside (acorns, pebbles, leaves or use candy 😊). Have your child count the items and match their amount to the number.</p>
<p>Family List Make a list of everyone in your family using pictures and words. Don't forget aunts, uncles, cousins, grandparents too!</p>	 <p>Challenge yourself to complete 5 lessons each week Log on to Dreambox through Clever on the CCPS website.</p>	<p>Pick a Pen Pal Pick someone from your family list above to be your pen pal. Write a greeting using pictures and words. Mail it in an envelope with a stamp.</p>	<p>Sort toys or jewelry by color and size (ex: cars, bracelets, bows). Afterwards, make a pattern with your toys or jewelry.</p>	<p>Move like a bug! Encourage your learner to wiggle like a worm, hop like a grasshopper, buzz like a bee, and curl up like a roly-poly bug. Afterwards, ask your learner to name a bug and show how it moves.</p>